


The Future of Steller Sea Lions

What is Your Opinion?



This survey is funded by the National Oceanic and Atmospheric Administration, a U.S. government agency charged with making decisions about Steller sea lion management activities. Your participation in this survey is voluntary.

The material in this survey is based on the best available information from government, university and industry scientists.

Public reporting burden for this collection of information is estimated at 25 minutes, including time for reviewing instructions, reviewing existing data sources, gathering and maintaining the data needed, and completing and reviewing the collection of information. Notwithstanding any other provision of the law, no person is required to respond to, nor shall any person be subject to a penalty for failure to comply with, a collection of information subject to the requirements of the Paperwork Reduction Act, unless that collection of information displays a currently valid OMB Control Number. Your name and address will be kept separate from your responses. Only your responses will be provided to the researchers for analysis.

OMB Control #: XXXX-XXXX
Expiration Date: XXXX, 200X

Threatened and Endangered Species

The Steller sea lion is a species protected under the U.S. Endangered Species Act. According to the act:

An endangered species is a plant or animal species that is in danger of going extinct in the areas where it normally lives.

A threatened species is a species that is at risk of becoming endangered in the areas where it normally lives.

There currently are 81 mammals, 91 birds, 137 fish, 257 other species such as reptiles and insects, and 744 plants that exist in the U.S. listed as threatened or endangered under the Endangered Species Act.

The Endangered Species Act requires the federal government to take reasonable actions to protect threatened and endangered species, such as banning hunting or protecting the places where they live.

Q1 When you think of the Endangered Species Act, how positive or negative is your general reaction? *Circle the number of the best answer.*

- 1 Mostly positive
- 2 Somewhat positive
- 3 Neutral
- 4 Somewhat negative
- 5 Mostly negative
- 9 Don't know

Q2 Protecting threatened and endangered species is just one of many issues facing the U.S. Below is a list of some issues, none of which can be solved easily or inexpensively. For each one, please indicate if you think we are spending too much money on it, about the right amount, or too little on it. *Mark the box of your response for each item.*

	We are spending...		
	Too much	About the right amount	Too little
	▼	▼	▼
Space exploration.....	1 <input type="checkbox"/>	2 <input type="checkbox"/>	3 <input type="checkbox"/>
The environment.....	1 <input type="checkbox"/>	2 <input type="checkbox"/>	3 <input type="checkbox"/>
Health.....	1 <input type="checkbox"/>	2 <input type="checkbox"/>	3 <input type="checkbox"/>
Assistance to big cities.....	1 <input type="checkbox"/>	2 <input type="checkbox"/>	3 <input type="checkbox"/>
Law enforcement.....	1 <input type="checkbox"/>	2 <input type="checkbox"/>	3 <input type="checkbox"/>
Drug rehabilitation.....	1 <input type="checkbox"/>	2 <input type="checkbox"/>	3 <input type="checkbox"/>
Education.....	1 <input type="checkbox"/>	2 <input type="checkbox"/>	3 <input type="checkbox"/>

Some people are interested in protecting threatened and endangered species because:

- They may be a source of enjoyment and learning for people now and in the future.
- They may help to maintain a healthy ecosystem.
- They exist and should not be endangered by human actions.

Some people are concerned about the impacts of protecting threatened and endangered species because the protection activities may:

- Place restrictions on what people can do, such as limiting recreation, forestry, and fishing activities.
- Increase the cost of producing and providing goods such as food, drinking water, and lumber.

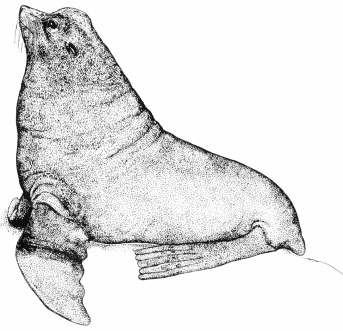
Q3 How much do you agree or disagree with the following statements? *Mark the box of your response for each statement.*

	Strongly disagree ▼	Somewhat disagree ▼	Neither agree nor disagree ▼	Somewhat agree ▼	Strongly agree ▼
Protecting threatened and endangered species is important to me.....	1 <input type="checkbox"/>	2 <input type="checkbox"/>	3 <input type="checkbox"/>	4 <input type="checkbox"/>	5 <input type="checkbox"/>
Protecting jobs is more important than protecting threatened and endangered species.....	1 <input type="checkbox"/>	2 <input type="checkbox"/>	3 <input type="checkbox"/>	4 <input type="checkbox"/>	5 <input type="checkbox"/>

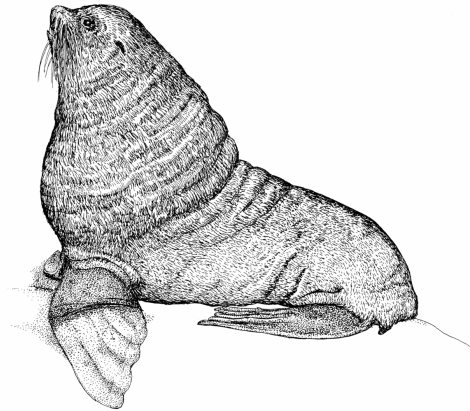
Seals and Sea Lions in the U.S.

- Today, most seals and sea lions in U.S. waters are found in the Pacific Ocean. The figure on the next page shows pictures of seal and sea lion species found along the Pacific Coast from California to Alaska and in Hawaii.
- About 50 to 100 years ago, several seal and sea lion species in U.S. waters were nearly hunted to extinction, but with bans on hunting and other protection actions, these species have rebounded.

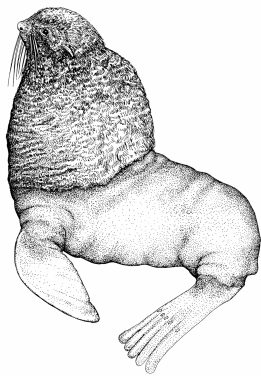
Seals and Sea Lions found along the Pacific Coast from California to Alaska and in Hawaii




CALIFORNIA SEA LION
About 240,000 and increasing.
Many in California.




STELLER SEA LION
About 90,000.
Listed as endangered in western Alaska and
threatened in eastern Alaska, Canada, and the west
coast of the U.S.



NORTHERN FUR SEAL
About 730,000 and decreasing.



NORTHERN ELEPHANT SEAL
About 100,000 and stable.
Once nearly extinct.



HARBOR SEAL
About 150,000 and stable.

OTHERS

Guadalupe fur seal (listed as threatened), Hawaiian monk seal (listed as endangered), ringed seal, spotted seal, bearded seal, and ribbon seal.
About 250,000 overall.

Today, three seal and sea lion species in U.S. waters are listed as threatened or endangered.

- The Guadalupe fur seal (found mostly in Mexico, with a few in Southern California) is listed as threatened. Since hunting was banned, its population has been increasing.
- The Hawaiian monk seal, found only in Hawaii, is listed as endangered. Its population is small and decreasing, although protection efforts over the past 20 years have slowed its decline.
- The Steller sea lion is listed as threatened and endangered in different portions of its range. New protection efforts are now being considered for the Steller sea lion, as discussed later in the survey.

Q4 Have you personally observed seals or sea lions in nature (outside of zoos and aquariums)?

Circle the number of the best answer.

- 1 Yes
- 2 No
- 9 Don't know

Some Steller Sea Lion Facts



- Steller sea lions are the largest sea lions. They can grow to 11 feet long and weigh up to 2400 pounds.
- An adult Steller sea lion eats about 10 tons of food per year, mostly fish like pollock, mackerel, herring, cod, and salmon that commercial fishermen catch for people to eat.
- They do not migrate and generally stay within a few hundred miles of where they are born
- Aside from the fish they eat, scientists have not identified any species that are greatly affected by how many Steller sea lions there are.

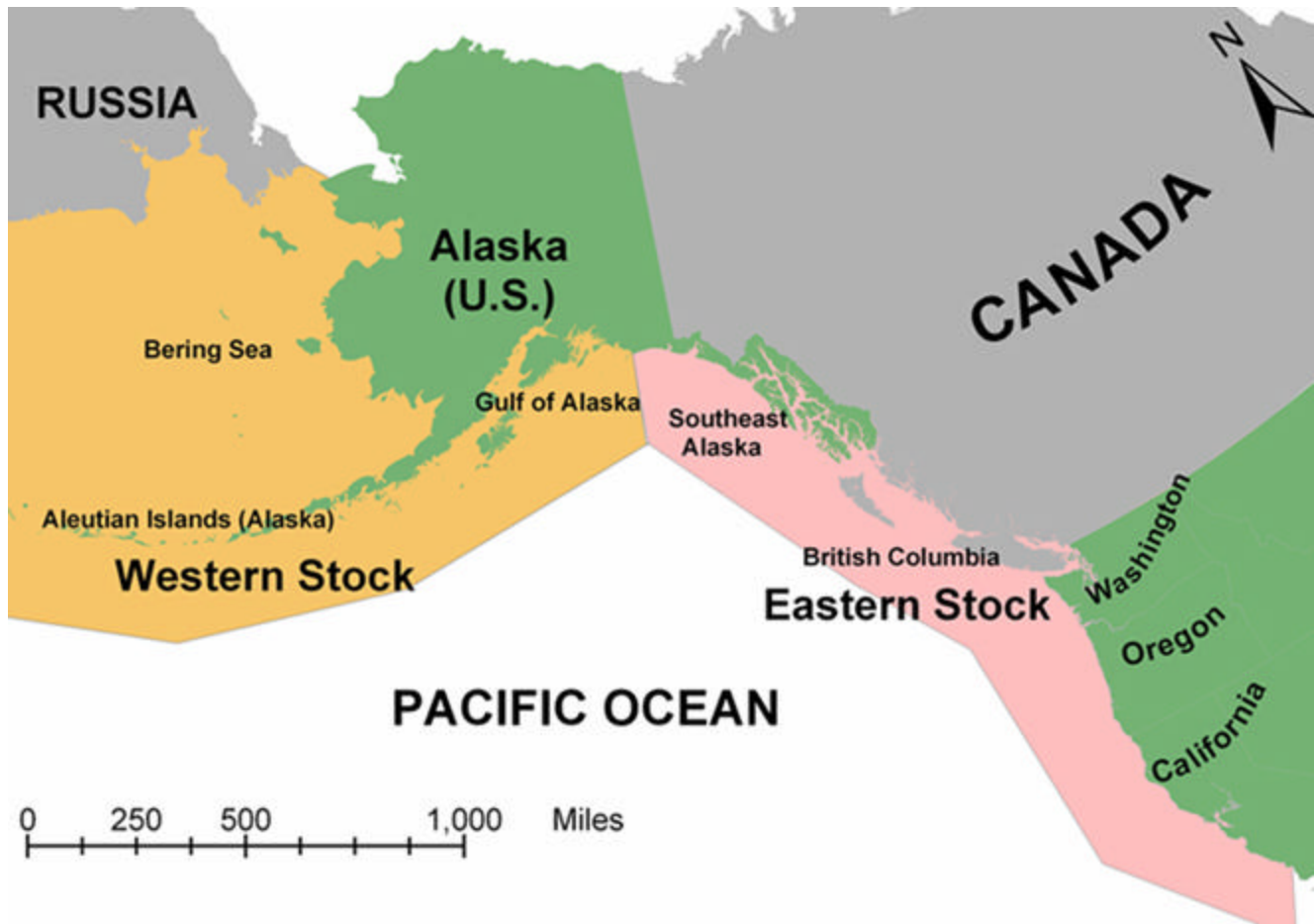
Q5 Before today, had you ever seen, heard, or read about Steller sea lions? *Circle the number of the best answer.*

- 1 Yes
- 2 No
- 9 Don't know

The Western and Eastern Stocks of Steller Sea Lions

Scientists divide the Steller sea lion species into two groups, called “stocks”. These stocks have genetic differences, live in different areas, and rarely mix. The map below shows the areas where each stock lives.

- Western stock: From the Gulf of Alaska to the Aleutian Islands of Alaska**
- Eastern stock: From California to Southeast Alaska**

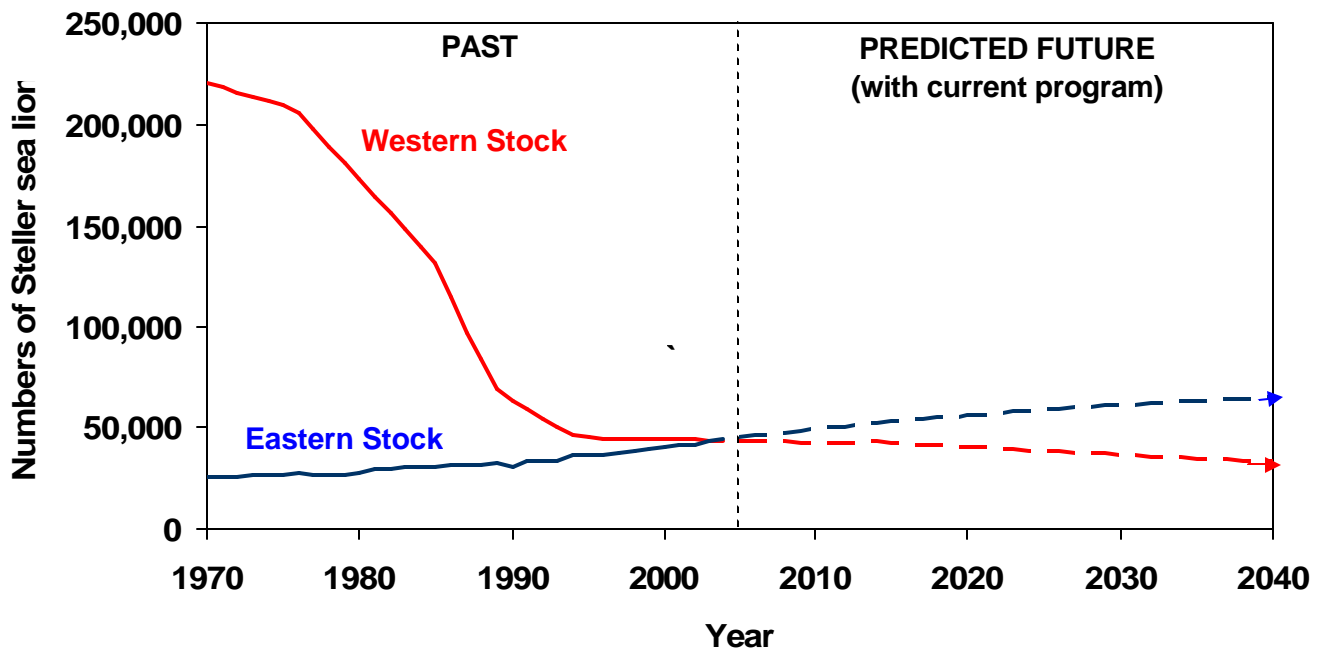


Most Steller sea lions live in U.S. waters, where activities like hunting and fishing are subject to U.S. laws. Russia and Canada also protect Steller sea lions with laws similar to those in the U.S.

Q6 Have you ever lived in or visited coastal areas of Alaska where the Western stock lives?
Circle the number of the best answer.

- 1 Yes
- 2 No

The figure below shows the past population of Steller sea lions from 1970 to 2004. The figure also shows the predicted future population if recent trends continue.



Over the past 16 years, the federal government has taken actions to protect Steller sea lions, such as banning shootings of Steller sea lions and starting restrictions on commercial fishing.

With these actions and given past population trends :

- The Western stock currently is listed as endangered. The population continues to decrease but at a slower rate than before these actions were taken.
- The Eastern stock currently is listed as threatened. The population is slowly increasing in most areas. The Eastern stock is expected to be no longer threatened in the next 10 years.

Q7 After looking at the information on this page, how concerned are you, if at all, about the Western and Eastern stocks of Steller sea lions? Mark the box ☒ of your response.

	Not at all concerned	A little concerned	Somewhat concerned	Very concerned	Extremely concerned
	▼	▼	▼	▼	▼
Western stock.....	1 <input type="checkbox"/>	2 <input type="checkbox"/>	3 <input type="checkbox"/>	4 <input type="checkbox"/>	5 <input type="checkbox"/>
Eastern stock.....	1 <input type="checkbox"/>	2 <input type="checkbox"/>	3 <input type="checkbox"/>	4 <input type="checkbox"/>	5 <input type="checkbox"/>

Steller Sea Lions and Commercial Fishing

A threat to the Western stock of Steller sea lions is commercial fishing catching the same fish that Steller sea lions eat.

- Few people know that in the last 30 years there has been a large increase in commercial fishing where the Western stock lives. Now, nearly half of all U.S. commercial fish are caught in these waters.
- Commercial fishing is not considered a major problem where the Eastern stock lives.

The federal government has started restricting commercial fishing in areas where the Western stock of Steller sea lions lives so that more fish are available for them to eat.

- The current program of fishing restrictions limits where and how often boats can fish and the amount and type of fish they can catch.
- With the current program, scientists believe the Western stock will remain endangered, and in 60 years is expected to decrease in population from today's 45,000 to 26,000.

Q8 Commercial fishing restrictions to help Steller sea lions have made fishing more costly. The result has been some loss of jobs and income to commercial fishermen (estimated to be 5% or less so far). This has also led to higher fish prices.

How concerned are you, if at all, about each of the following? Mark the box of your response.

	Not at all concerned ▼	A little concerned ▼	Somewhat concerned ▼	Very concerned ▼	Extremely concerned ▼
Lost commercial fishing jobs due to Steller sea lion protection.....	1 <input type="checkbox"/>	2 <input type="checkbox"/>	3 <input type="checkbox"/>	4 <input type="checkbox"/>	5 <input type="checkbox"/>
Higher prices for fish you buy due to Steller sea lion protection.....	1 <input type="checkbox"/>	2 <input type="checkbox"/>	3 <input type="checkbox"/>	4 <input type="checkbox"/>	5 <input type="checkbox"/>

New Steller Sea Lion Protection Actions

To help the Western stock of Steller sea lions recover, the federal government is considering other protection actions that may include new fishing restrictions, more enforcement of the fishing restrictions, and more monitoring of Steller sea lions.

- “Recover” means the population increases enough so that it can be removed from the list of threatened and endangered species.
- Some of the Eastern stock may also be helped by these protection actions.
- But, scientists believe the actions being considered will have little impact (good or bad) on other species.

Doing more to protect the Western stock of Steller sea lions will cost every U.S. household more money.

- Your household’s costs increase through higher prices for fish and fish products you buy and through increases in your federal taxes.
- Most of the increased cost will occur in the first 20 years while commercial fishing adjusts to more restrictions, and to fund more government enforcement and monitoring.

Q9 How much do you agree or disagree with the following statements? *Mark the box of your response for each statement.*

	Strongly disagree ▼	Somewhat disagree ▼	Neither agree nor disagree ▼	Somewhat agree ▼	Strongly agree ▼
Even if it costs us more money, we should do more so that the Western stock is no longer endangered.....	1 <input type="checkbox"/>	2 <input type="checkbox"/>	3 <input type="checkbox"/>	4 <input type="checkbox"/>	5 <input type="checkbox"/>
So long as the Eastern stock recovers, it doesn’t matter to me if the Western stock remains endangered.....	1 <input type="checkbox"/>	2 <input type="checkbox"/>	3 <input type="checkbox"/>	4 <input type="checkbox"/>	5 <input type="checkbox"/>

What Alternatives Do You Prefer?

As we have discussed, new alternatives are being considered to protect Steller sea lions. Your opinions are important to help understand what alternatives the public prefers.

The next questions compare the expected results after 60 years under alternative programs of fishing restrictions and government enforcement and monitoring. In each question:

- Alternative A presents the expected results after 60 years under the current program. Continuing the current program would not increase the costs to your household.
- Alternatives B and C present the expected results after 60 years under two of the many possible alternatives that do more and cost more to protect Steller sea lions.
 - The added cost to your household each year for 20 years above the cost of the current program is also listed.
 - Remember, if you spend money for this, it won't be available to buy other things.

Since scientists are still working on the alternatives and the costs, we are asking you several questions (Q10, Q12, Q13) that cover a range of possible alternatives, their results, and costs.

Q10 Below the table, indicate which of these three alternatives you most prefer, and which you least prefer.

	Results in 60 years for each alternative		
	Alternative A Current program	Alternative B	Alternative C
Western Stock Population status..... (Endangered now)	Endangered	Threatened	Recovered
Population size..... (45,000 now)	26,000	75,000	90,000
Eastern Stock Population status..... (Threatened now)	Recovered	Recovered	Recovered
Population size..... (45,000 now)	60,000	80,000	80,000
Added cost to your household each year for 20 years.....	\$0	\$30	\$50

	<u>Alternative A</u>	<u>Alternative B</u>	<u>Alternative C</u>
Which alternative do you <u>prefer the most</u>? <i>Check one box-----></i>	<input type="checkbox"/>	<input type="checkbox"/>	<input type="checkbox"/>
Which alternative do you <u>prefer the least</u>? <i>Check one box-----></i>	<input type="checkbox"/>	<input type="checkbox"/>	<input type="checkbox"/>

Q11 Please write a comment that helps us understand your responses in Q10.

Q12 Here again is the current program and two other alternatives. Below the table, indicate which of these three alternatives you most prefer, and which you least prefer.

	Results in 60 years for each alternative		
	Alternative A Current program	Alternative B	Alternative C
Western Stock Population status..... (Endangered now)	Endangered	Endangered	Threatened
Population size..... (45,000 now)	26,000	45,000	60,000
Eastern Stock Population status..... (Threatened now)	Recovered	Recovered	Recovered
Population size..... (45,000 now)	60,000	80,000	60,000
Added cost to your household each year for 20 years.....	\$0	\$15	\$10

	<u>Alternative A</u>	<u>Alternative B</u>	<u>Alternative C</u>
Which alternative do you <u>prefer the most</u>? <i>Check one box-----></i>	<input type="checkbox"/>	<input type="checkbox"/>	<input type="checkbox"/>
Which alternative do you <u>prefer the least</u>? <i>Check one box-----></i>	<input type="checkbox"/>	<input type="checkbox"/>	<input type="checkbox"/>

Q13 Below the table, indicate which of these three alternatives you most prefer, and which you least prefer.

Results in 60 years for each alternative			
	Alternative A Current program	Alternative B	Alternative C
Western Stock Population status..... (Endangered now)	Endangered	Recovered	Threatened
Population size..... (45,000 now)	26,000	90,000	60,000
Eastern Stock Population status..... (Threatened now)	Recovered	Recovered	Recovered
Population size..... (45,000 now)	60,000	80,000	60,000
Added cost to your household each year for 20 years.....	\$0	\$50	\$10

	<u>Alternative A</u>	<u>Alternative B</u>	<u>Alternative C</u>
Which alternative do you <u>prefer the most</u>? <i>Check one box-----></i>	<input type="checkbox"/>	<input type="checkbox"/>	<input type="checkbox"/>
Which alternative do you <u>prefer the least</u>? <i>Check one box-----></i>	<input type="checkbox"/>	<input type="checkbox"/>	<input type="checkbox"/>

Q14 The following are statements some people tell us about their answers to Q10, Q12, and Q13. How much do you agree or disagree with each of the following statements? Mark the box of your response for each statement.

	Strongly disagree ▼	Somewhat disagree ▼	Neither agree nor disagree ▼	Somewhat agree ▼	Strongly agree ▼
I did not feel it was my responsibility to pay for the protection of Steller sea lions...	1 <input type="checkbox"/>	2 <input type="checkbox"/>	3 <input type="checkbox"/>	4 <input type="checkbox"/>	5 <input type="checkbox"/>
There was not enough information for me to make an informed choice between the alternatives.....	1 <input type="checkbox"/>	2 <input type="checkbox"/>	3 <input type="checkbox"/>	4 <input type="checkbox"/>	5 <input type="checkbox"/>
The added costs I was willing to pay were just to protect Steller sea lions, and not to protect other species.....	1 <input type="checkbox"/>	2 <input type="checkbox"/>	3 <input type="checkbox"/>	4 <input type="checkbox"/>	5 <input type="checkbox"/>
I was concerned that the federal government will not effectively protect Steller sea lions.....	1 <input type="checkbox"/>	2 <input type="checkbox"/>	3 <input type="checkbox"/>	4 <input type="checkbox"/>	5 <input type="checkbox"/>
I should not have to pay more federal taxes for any reason.....	1 <input type="checkbox"/>	2 <input type="checkbox"/>	3 <input type="checkbox"/>	4 <input type="checkbox"/>	5 <input type="checkbox"/>

Q15 These questions were asked to obtain public input for decision makers to consider along with information from scientists and planners. People feel differently about how confident they are with their selection of alternatives and the costs they would have to pay.

How confident are you that your answers in Q10, Q12, and Q13 accurately reflect how you feel about the alternatives for protecting Steller sea lions? Check the best answer.

Not at all confident	Slightly confident	Somewhat confident	Very confident	Extremely confident
1 <input type="checkbox"/>	2 <input type="checkbox"/>	3 <input type="checkbox"/>	4 <input type="checkbox"/>	5 <input type="checkbox"/>

About You and Your Household

This information is used to compare our survey respondents with the U.S. population. Your responses will be kept confidential and separate from your name and address. Material identifying you will be destroyed at the end of the study.

H1 Are you male or female? 1 Male 2 Female

H2 In what year were you born? 19_____

H3 How many people do you live with in each of the following age groups?

If none for a category please write "0".

_____ Under 18 _____ 18 to 35 _____ 36 to 60 _____ Over 60

H4 Which of the following best describes your employment status? *Circle the number of the best answer.*

- | | | | |
|---|--------------------|---|--------------------------------------|
| 1 | Employed full-time | 5 | Retired |
| 2 | Employed part-time | 6 | Currently unemployed |
| 3 | Homemaker | 7 | Other (<i>please specify</i>)_____ |
| 4 | Student | | |

H5 Have you or a family member been employed in the commercial fishing industry? *Circle the number of the best answer.*

- 1 Yes
- 2 No
- 9 Don't know

H6 What is the highest grade or level of school you have completed? *Circle the number of the best answer.*

- 1 Some high school or less
- 2 High school diploma or equivalent
- 3 Some college
- 4 Two year college degree (AA, AS) or technical school
- 5 Four year college graduate (BA, BS)
- 6 Some graduate work but did not receive a graduate degree
- 7 Graduate degree (MA, MS, MBA, PhD, JD, MD, etc.)

H7 Do you own or rent your residence? *Circle the number of your answer.*

- 1 Own
- 2 Rent

(Please continue to the next page)

H8 How many listed telephone numbers does your household have?

_____ listed telephone numbers

H9 Are you Hispanic or Latino? *Circle the number of the best answer.*

- 1 Yes
- 2 No

H10 Which of the following best describes you? *Circle one or more.*

- 1 Asian
- 2 American Indian or Alaska Native
- 3 Black or African American
- 4 Native Hawaiian or Other Pacific Islander
- 5 White

H11 What was your household income (before taxes) in 2006? *Circle one number.*

- 1 Less than \$10,000
- 2 \$10,000 to \$19,999
- 3 \$20,000 to \$29,999
- 4 \$30,000 to \$39,999
- 5 \$40,000 to \$49,999
- 6 \$50,000 to \$59,999
- 7 \$60,000 to \$79,999
- 8 \$80,000 to \$99,999
- 9 \$100,000 to \$124,999
- 10 \$125,000 to \$149,999
- 11 \$150,000 to \$200,000
- 12 \$200,000 or more

Is there anything we overlooked?
Please use the space below to provide us with any other comments you would like to make.

YOUR PARTICIPATION IS GREATLY APPRECIATED!