

Why is my help needed?

YOU count! Your accurate survey answers are critical, since businesses like yours are our only source of information. Good information depends on your survey response.

Where

...can I get help?

To complete the survey, refer to your survey packet.

To find your State contact person, refer to your survey packet or go to:

<http://www.bls.gov/respondents/oes>

...can I get survey results?

To find OES data for States, metropolitan areas, and the Nation: <http://www.bls.gov/oes>

To find your Bureau of Labor Statistics (BLS) regional office:

<http://www.bls.gov/bls/regnhome.htm>

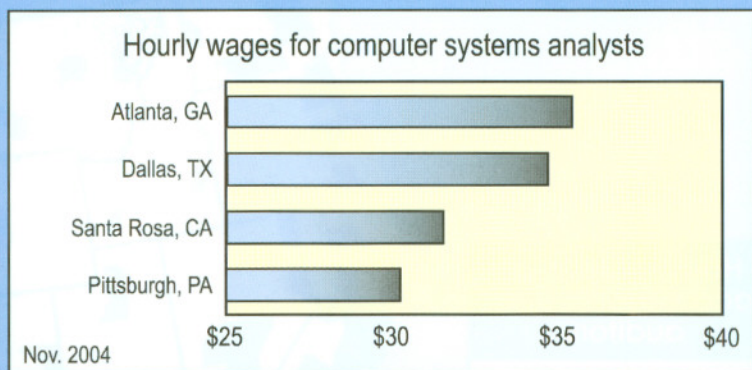
To reach BLS national office of Occupational Employment Statistics (OES):

Phone:
(202) 691-6569


E-mail:
oesinfo@bls.gov

OES produces employment and wage estimates for 800 occupations

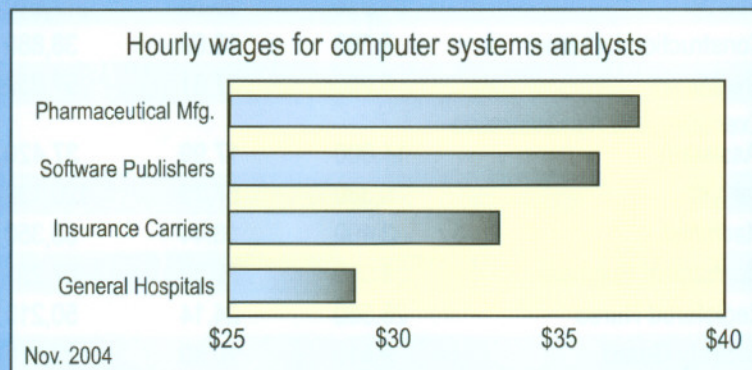
in more than 330 metropolitan areas...



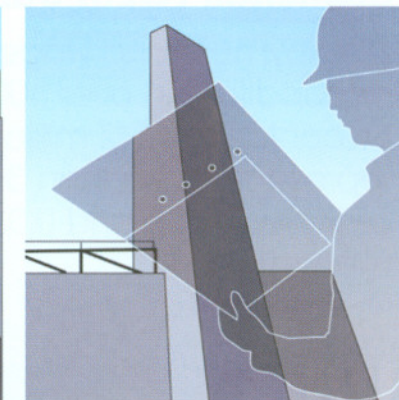

all States and the District of Columbia...



in over 300 industries



OCCUPATIONAL WAGE INFORMATION FOR EMPLOYERS



**Occupational
Employment
Statistics**

U.S. Bureau of Labor Statistics and
cooperating State agencies

What is the

Occupational Employment Statistics (OES) Survey?

Employment and wage information on 800 occupations in over 300 industries. By contacting 1.2 million firms, this survey represents more than 330 metropolitan areas, all States, D.C., and U.S. territories.

Who benefits?

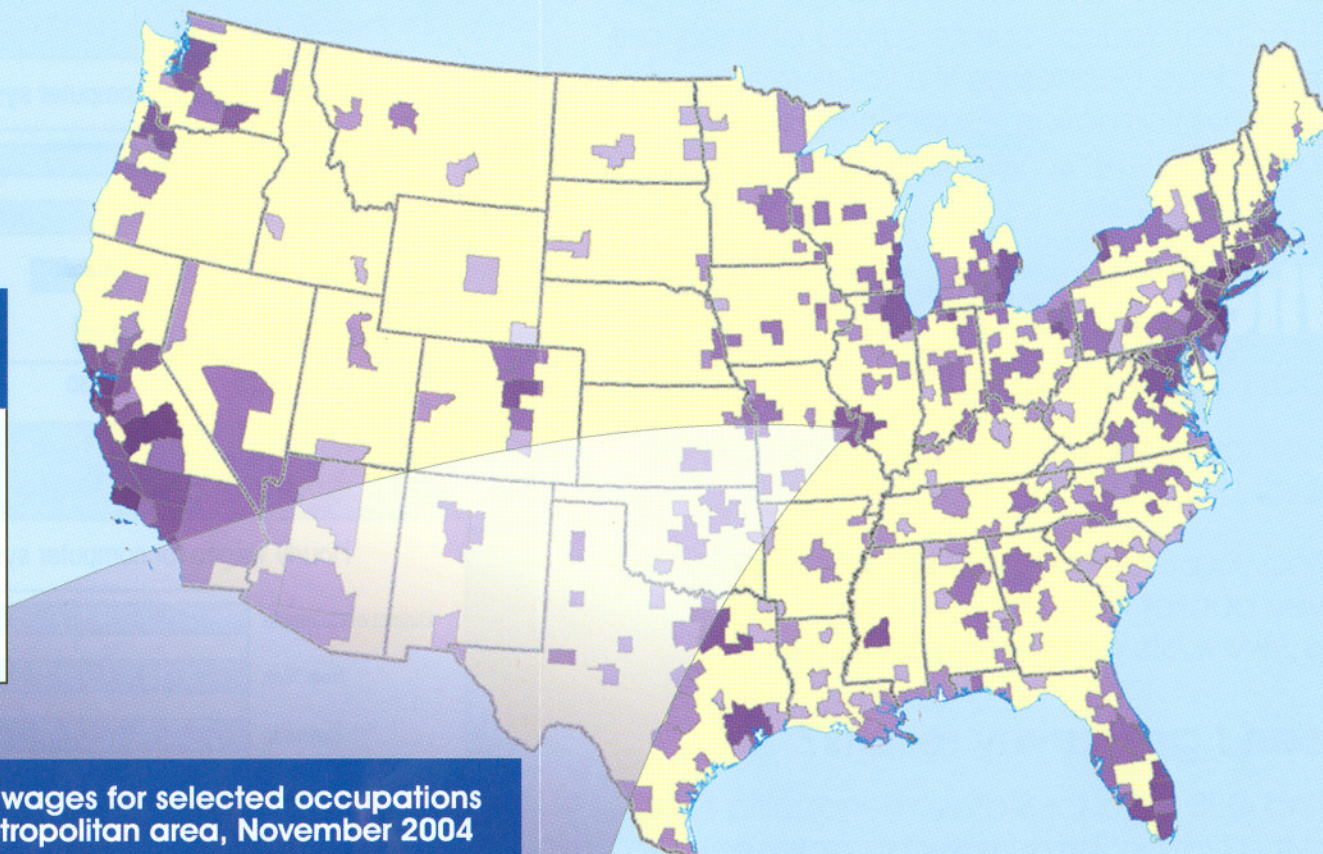

Employers, trainers, counselors, educators, students, and industry and government officials. This survey reduces your cost of obtaining reliable compensation information.

How is OES used?

- Determine equitable and competitive pay
- Develop recruiting packages
- Understand labor costs for new markets
- Target educational needs in your community
- Help students and job seekers make good career decisions

Wages across the Nation and in your local area

Hourly wages of accountants and auditors



Employment and wages for selected occupations in the St. Louis metropolitan area, November 2004

Occupation	Employment	Mean Hourly Wage	Mean Annual Wage
Cashier	34,930	\$8.56	\$17,810
Construction Laborer	9,380	18.69	38,880
Electrician	6,920	27.81	57,850
Executive and Administrative Assistant	14,000	17.99	37,420
Lawyer	5,380	57.76	120,130
Machinist	3,400	18.44	38,350
Mechanical Engineer	1,950	32.33	67,250
Registered Nurse	25,560	24.14	50,210
Security Guard	9,510	10.99	22,870

