

Example Screen Shots – Submitting Data


The screenshot shows a web browser window with the URL <http://www.nphpsp-results.org/>. The browser's address bar and menu bar are visible at the top. The website content includes the NPHSP logo and the text "National Public Health Performance Standards Program". The main heading is "Data Processing and Reporting", with three links: "Take Survey", "View Reports", and "Request New User Id". A sidebar on the left contains sections for "Take Survey", "Data Submission & Report Inquiries", "Technical Support", and "General NPHSP Inquiries". The "Technical Support" section provides contact information for the Public Health Foundation (PHF) and includes a note about directing content-related questions to the Content Administrator or Webmaster. The "General NPHSP Inquiries" section lists the Centers for Disease Control and Prevention (CDC).

File Edit View History Bookmarks Tools Help

http://www.nphpsp-results.org/ Google

Cabañas Puerto Morel... Customize Links Eco Parks Yucatan P... Free Hotmail IHT International Herald Tr... Mayan Riviera Travel ... My Yahoo! Page Title

NPHSP National Public Health Performance Standards Program


SAFER • HEALTHIER • PEOPLE™

Take Survey

NPHSP is a collaborative project of CDC, APHA, ASTHO, NACCHO, NALBOH, NNPHI, and PHF

Data Submission & Report Inquiries

Technical Support
Public Health Foundation (PHF)
(202) 219-4411
NPHSP-support@phf.org
Assistance with User IDs, entering assessment data, reports, or problems with the reporting system web site.

General NPHSP Inquiries
Centers for Disease Control and Prevention (CDC)

Data Processing and Reporting

[Take Survey](#)

[View Reports](#)

[Request New User Id](#)

Content related questions should be directed to: [Content Administrator](#)
Site related questions should be directed to: [Webmaster](#)
This page last reviewed: May 14, 2002

Done

NPHPSP National Public Health Performance Standards Program



Survey Selection

Please enter the survey # and password.

Take Survey

NPHPSP is a collaborative project of CDC, APHA, ASTHO, NACCHO, NALBOH, NNPHI, and PHF

Data Submission & Report Inquiries

Technical Support
Public Health Foundation (PHF)
(202) 218-4411
NPHPSP-support@phf.org
Assistance with User IDs

Survey Number:

Survey Password:

Continue

If you do not know the survey number or its password, contact your state health department representative or the CDC Performance Standards Program Help Line at (202) 218-4411 or nphpsp-support@phf.org.

You will have three(3) attempts to sign in correctly before you are locked out of the system for 30 minutes.

OMB Control No.
0920-0557
Expires: 07-31-2005

**National Public Health Performance Standards Program
State Public Health Performance Assessment
Version 1.0**

Public reporting burden of this collection of information is estimated to average 15 hours per response, including the time for reviewing instructions, searching existing data sources, gathering and maintaining the data needed, and completing and reviewing the collection of information. An agency may not conduct or sponsor, and a person is not required to respond to a collection of information unless it displays a currently valid OMB control number.

TA

Foreword

Essential Service
Monitor Health Status to

Essential Service
Diagnose and Investigate

Essential Service
Inform, Educate, and E

Essential Service
Mobilize Partnerships to I

Essential Service
Develop Policies and Pla

Essential Service

NPHPSP National Public Health Performance Standards Program



[Log In](#)

OMB NO.: 0920-0557

Take Survey

NPHPSP is a collaborative project of CDC, APHA, ASTHO, NACCHO, NALBOH, NNPHI, and PHF

Data Submission & Report Inquiries

Technical Support
Public Health Foundation (PHF)
(202) 218-4411
NPHPSP-support@phf.org
Assistance with User IDs

Please enter your User ID and password. If this is your first time accessing this survey, you may choose your own 3 to 10 character password.

User ID:

User Password for Survey # 790:

If you have forgotten your User ID, contact your state health department representative. If you have forgotten your password, contact the CDC Performance Standards Program Help Line at (202) 218-4411 or nphpsp-support@phf.org.


You will have three(3) attempts to sign in correctly before you are locked out of the system for 30 minutes.

Take Survey - Microsoft Internet Explorer

File Edit View Favorites Tools Help

Back Forward Stop Search Favorites Media Print

Address http://www.nphpsp-results.org/TakeSurvey/SurveySectionSelect.asp Go Links >>



Take Survey

[Login](#)
[View Responses](#)
[Survey Help](#)

NPHPSP is a collaborative project of CDC, APHA, ASTHO, NACCHO, NALBOH, NNPHI, and PHF

Data Submission & Report Inquiries

Technical Support
Public Health Foundation (PHF)
(202) 218-4411
NPHPSP-support@phf.org
Assistance with User IDs, entering assessment data, reports, or problems with the

Section Selection

Respond to the section selected from the drop down list.

Survey Section:

(Please be patient. This may take a moment.)

Responses may be viewed and printed at any time by clicking "View Responses" on the sidebar and using your browser's print function.

Log Out: When you are finished with this session, and do not wish to enter more data at this time, log out. To continue to enter data, you will be required to re-enter the site.

All sections have been fully completed. I have printed all sections as a permanent record of my responses. I understand no changes may be made, and I will not have access to my responses on this

Done Internet

Start Conn... Inbox... Micro... Micro... Take ... Attac... 5:58 PM

Take Survey - Microsoft Internet Explorer

File Edit View Favorites Tools Help

Address http://www.nphpsp-results.org/TakeSurvey/SurveySectionSelect.asp

Section Selection

Respond to the section selected from the drop down list.

Survey Section:

- Demographics
- About the Instrument
- Essential Service 1
- Essential Service 2
- Essential Service 3
- Essential Service 4**
- Essential Service 5
- Essential Service 6
- Essential Service 7
- Essential Service 8
- Essential Service 9

(Please be patient. It may take a moment.)

Responses may be viewed at any time by clicking "View Responses" or the Print icon.

Log Out: When you are finished with this session, and do not wish to enter more data at this time, click the Log Out button. If you continue to enter data, you will be required to re-enter the site.

All sections have been fully completed. I have printed all sections as a permanent record of my responses. I understand no changes may be made, and I will not have access to my responses on this site.

Log Out

Take Survey

[Login](#)
[View Responses](#)
[Survey Help](#)

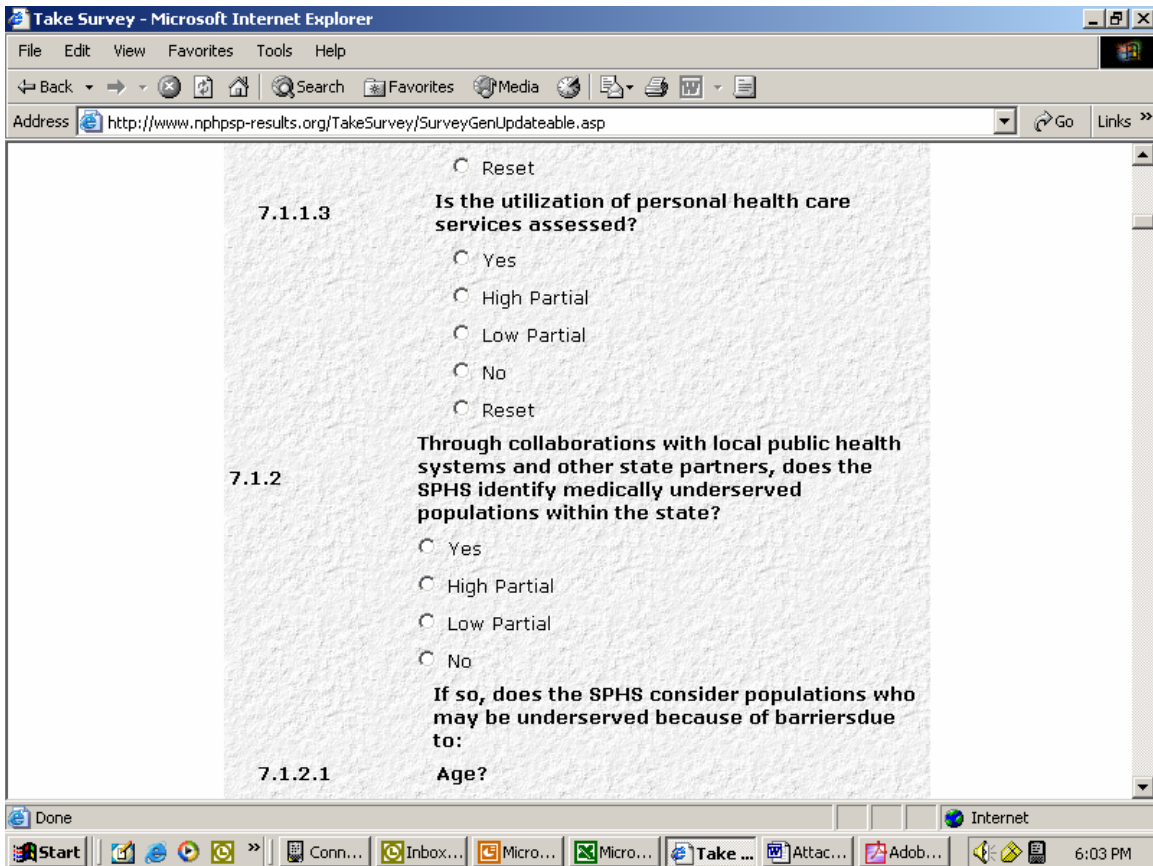
NPHPSP is a collaborative project of CDC, APHA, ASTHO, NACCHO, NALBOH, NNPHI, and PHF

Data Submission & Report Inquiries

Technical Support
Public Health Foundation (PHF)
(202) 218-4411
NPHPSP-support@phf.org
Assistance with User IDs, entering assessment data, reports, or problems with the system.

Done

Start | Conn... | Inbox... | Micro... | Micro... | Take... | Attac... | Internet | 5:58 PM



NPHPSP National Public Health Performance Standards Program



You are responding to WEB SURVEY # 790
Survey Name: 790
Section: DEMOGRAPHICS
OMB Number: OMB NO.: 0920-0557

Take Survey

- [Login](#)
- [View Responses](#)
- [Survey Help](#)

NPHPSP is a collaborative project of CDC, APHA, ASTHO, NACCHO, NALBOH, NNPHI, and PHF

Data Submission & Report Inquiries

Public Health Foundation
Phone (555) 555-1212
E-mail asdf@phf.org

A response is required for all non checkbox type questions below. No responses will be saved unless all required responses are provided.

National Public Health Performance Standards Program State Public Health System Performance Assessment Instrument

Demographic Information

User ID#:	<input type="text" value="CDCTEST1"/>
Name of State Public Health Agency:	<input type="text"/>
Name of State Health Official:	<input type="text"/>
Title:	<input type="text"/>
Address:	<input type="text"/>

Screen Shots – for Accessing Survey Reports After Data is Fully Submitted

Survey Reports
Your responses have meaning...

Survey Report Login

Survey Number:

Survey Password:

User Id:

User Password:

Take Survey

NPHPSP is a collaborative project of CDC, APHA, ASTHO, NACCHO, NALBOH, NNPHI, and PHF

Data Submission & Report Inquiries

Content related questions should be directed to: [Content Administrator](#)
Site related questions should be directed to: [Webmaster](#)
This page last reviewed: February 7, 2002

Technical Support
Public Health Foundation (PHF)
(202) 218-4411
NPHPSP-support@phf.org
Assistance with User IDs

Start | Con... | Inb... | Micr... | Micr... | Sur... | Att... | Ado... | Micr... | Internet | 6:06 PM

File Edit View History Bookmarks Tools Help


http://www.nphpsp-results.org/TakeSurvey/reports/DisplayReportLinks.asp

Cabañas Puerto Morel... Customize Links Eco Parks Yucatan P... Free Hotmail IHT International Herald Tr... Mayan Riviera Travel ... My Yahoo! Page Title

NPHPSP

Survey Reports

Your responses have meaning...



To view reports in PDF format, you will need to have an installed working copy of Acrobat Reader 4.0 or greater. If you do not have Acrobat Reader you can [Click Here](#) to obtain a free viewer.

Take Survey

NPHPSP is a collaborative project of CDC, APHA, ASTHO, NACCHO, NALBOH, NNPHI, and PHF

Data Submission & Report Inquiries

Technical Support
Public Health Foundation (PHF)
(202) 218-4411
NPHPSP-support@phf.org
Assistance with User IDs, entering assessment data, reports, or problems with the reporting system web site.

General NPHPSP Inquiries
Centers for Disease Control and Prevention (CDC)

NPHPSP Reports in PDF format

- [State report narrative.rtf](#)
- [Summary Data, charts and graphs](#)

NPHPSP Reports in CSV and XLS format

Comma Separated Values	CSV File
MS Excel Format	XLS File

Raw data (Survey Responses) in CSV format

Comma Separated Values	CSV File
------------------------	--------------------------

Finding Tools and Resources for Performance Improvement

Now that you have your reports and data, what are your next steps? The resources listed below can help keep your momentum going! You can turn to them immediately, or after you have selected a specific EPHS, standard, or other areas for improvement. You can also mine these resources before you decide on your final priorities.

Start finding the information you need to improve! Search the NPHPSP Online Resource Center for State, Local, and Governance resources. This powerful database lets you search by

Done

Adobe Acrobat Professional - [result(6).pdf]

File Edit View Document Tools Advanced Window Help

Open Save Print Email Search Create PDF Review & Comment Secure Sign Advanced Editing

Select Text 74% How To..?

Options x

Bookmarks

- The Report Procedure
- Detailed and/or su
- The Gchart Procedure
- HBAR3D chart of
- The Gchart Procedure
- VBAR3D chart of
- The Gchart Procedure
- VBAR3D chart of
- The Gchart Procedure
- VBAR3D chart of
- The Gchart Procedure
- VBAR3D chart of
- The Gchart Procedure
- VBAR3D chart of
- The Gchart Procedure
- VBAR3D chart of
- HBAR3D chart of
- The Gchart Procedure
- PIE3D chart of M
- The Report Procedure
- Detailed and/or su
- The Gplot Procedure
- Plot of LPH_S * Ir
- The Report Procedure
- Detailed and/or su

Signatures

Layers

Pages

Comments

11 x 8.5 in

8 of 25

NPHPSP State Public Health System Performance Assessment Instrument

Figure 7: Average Scores For State Indicators Across Essential Services
State of Arizona: AZ0999
Date Submitted: 26FEB2006

Indicator	Average Scores
Planning And Implementation	53.5
Technical Assistance And Support	52.2
Evaluation & Quality Improvement	56.1
Resources	51.9

Centers for Disease Control and Prevention
National Public Health Performance Standards Program

Adobe Acrobat Professional - [result(7).pdf]

File Edit View Document Tools Advanced Window Help

Open Save Print Email Search Create PDF Review & Comment Secure Sign Advanced Editing

Select Text 74% How To..?

Options x

Bookmarks

- The Report Procedure
- Detailed and/or summary
- The Gchart Procedure
- HBAR3D chart of
- The Gchart Procedure
- VBAR3D chart of
- The Gchart Procedure
- VBAR3D chart of
- The Gchart Procedure
- VBAR3D chart of
- The Gchart Procedure
- VBAR3D chart of
- The Gchart Procedure
- HBAR3D chart of
- The Gchart Procedure
- PIE3D chart of Me
- The Report Procedure
- Detailed and/or summary
- The Gplot Procedure
- Plot of LPH_S * In
- The Report Procedure
- Detailed and/or summary

Signatures

Layers

Pages

Comments

11 x 8.5 in

1 of 25

NPHSP State Public Health System Performance Assessment Instrument
 Table 1: Summary of Performance Scores By Essential Public Health Services (EPHS)
 State of Arizona: AZ0999
 Date Submitted: 26FEB2006

Essential Public Health Service	Local score
EPHS 1: Monitor Health Status	49.88
EPHS 2: Diagnose and Investigate Health Problems	44.85
EPHS 3: Inform, Educate, and Empower People	35.50
EPHS 4: Mobilize Partnerships	45.36
EPHS 5: Develop Policies and Plans	68.70
EPHS 6: Enforce Laws and Regulations	57.63
EPHS 7: Link People to Needed Personal Health Services	60.31
EPHS 8: Assure a Competent Workforce	54.47
EPHS 9: Evaluate Effectiveness, Accessibility and Quality	55.45
EPHS 10: Research for New Insights and Innovative Solutions	62.14
Average Total Performance Score	53.43

Centers for Disease Control and Prevention
 National Public Health Performance Standards Program

Adobe Acrobat Professional - [result(7).pdf]

File Edit View Document Tools Advanced Window Help

Open Save Print Email Search Create PDF Review & Comment Secure Sign Advanced Editing

Select Text 74% How To..?

Options x

Bookmarks

- The Report Procedure
- Detailed and/or summary
- The Gchart Procedure
- HBAR3D chart of
- The Gchart Procedure
- VBAR3D chart of
- The Gchart Procedure
- VBAR3D chart of
- The Gchart Procedure
- VBAR3D chart of
- The Gchart Procedure
- VBAR3D chart of
- The Gchart Procedure
- VBAR3D chart of
- The Gchart Procedure
- HBAR3D chart of
- The Gchart Procedure
- PIE3D chart of Mo
- The Report Procedure
- Detailed and/or summary
- The Gplot Procedure
- Plot of LPH_S * Ir
- The Report Procedure
- Detailed and/or summary

Signatures

Layers

Pages

Comments

11 x 8.5 in

3 of 25

NPHPSP State Public Health System Performance Assessment Instrument
How Did We Perform In The Ten Areas Of Essential Public Health Services (EPHS)?
Figure 2: Summary Of Performance Scores By EPHS
State of Arizona, AZ0999
Date Submitted: 26FEB2006

Essential Public Health Services	EPHS Score
1	49.88
2	44.85
3	35.50
4	45.36
5	68.70
6	57.63
7	60.31
8	54.47
9	55.45
10	62.14

Centers for Disease Control and Prevention
National Public Health Performance Standards Program

Adobe Acrobat Professional - [result(7).pdf]

File Edit View Document Tools Advanced Window Help

Open Save Print Email Search Create PDF Review & Comment Secure Sign Advanced Editing

Select Text 74% How To..?

Options x

Bookmarks

- The Report Procedure
- Detailed and/or summary
- The Gchart Procedure
- HBAR3D chart of
- The Gchart Procedure
- VBAR3D chart of
- The Gchart Procedure
- VBAR3D chart of
- The Gchart Procedure
- VBAR3D chart of
- The Gchart Procedure
- VBAR3D chart of
- The Gchart Procedure
- HBAR3D chart of
- The Gchart Procedure
- PIE3D chart of Me
- The Report Procedure
- Detailed and/or summary
- The Gplot Procedure
- Plot of LPH_S * In
- The Report Procedure
- Detailed and/or summary

Signatures

Layers

Pages

Comments

6

NPHPSP State Public Health System Performance Assessment Instrument
How Well Did The State Provide Evaluation And Quality Improvement For The Essential Public Health Services (EPHS)?
Figure 5: Summary Scores At The 3 Indicator Level
State of Arizona: AZ0999
Date Submitted: 26FEB2006

Indicator	Score
1.3	62.78
2.3	51.67
3.3	44.44
4.3	50.28
5.3	60.64
6.3	49.44
7.3	62.29
8.3	59.54
9.3	55.86
10.3	64.67

Centers for Disease Control and Prevention
National Public Health Performance Standards Program

11 x 8.5 in

6 of 25

Adobe Acrobat Professional - [result(7).pdf]

File Edit View Document Tools Advanced Window Help

Open Save Print Email Search Create PDF Review & Comment Secure Sign Advanced Editing

Select Text 74% How To..?

Options x

Bookmarks

- The Report Procedure
- Detailed and/or summary
- The Gchart Procedure
- HBAR3D chart of
- The Gchart Procedure
- VBAR3D chart of
- The Gchart Procedure
- VBAR3D chart of
- The Gchart Procedure
- VBAR3D chart of
- The Gchart Procedure
- VBAR3D chart of
- The Gchart Procedure
- VBAR3D chart of
- The Gchart Procedure
- HBAR3D chart of
- The Gchart Procedure
- PIE3D chart of Me
- The Report Procedure
- Detailed and/or summary
- The Gplot Procedure
- Plot of LPH_S * In
- The Report Procedure
- Detailed and/or summary

Signatures

Layers

Pages

Comments

11 x 8.5 in

9 of 25

NPHPSP State Public Health System Performance Assessment Instrument
How Well Did We Meet Performance Expectations In The Areas Of Essential Public Health Services (EPHS)?
Figure 8: Percentage Of Performance Scores Meeting Model Standards
State of Arizona, AZ0999
Date Submitted: 26FEB2006

Category	Percentage
Fully Met	62.5%
Substantially Met	35.0%
Not Met	2.5%

Fully Met: Score of 80 or higher
Substantially Met: Score between 60 and 79
Partially Met: Score between 25 and 59
Not Met: Score of 25 or less

Centers for Disease Control and Prevention
National Public Health Performance Standards Program