


Home Page

SAIG Enrollment Form - Microsoft Internet Explorer

File Edit View Favorites Tools Help

Address <https://www.fsaweбенroll.ed.gov/PMEnroll/index.jsp> Go



U.S. DEPARTMENT OF EDUCATION
STUDENT AID INTERNET GATEWAY - ENROLLMENT

[Skip navigation link](#) [Schools Portal](#) | [Help Center](#) | [Feedback](#) | [Privacy](#) | [About Us](#)

SAIG Mailbox

- [SAIG Info](#)
- [Who Is Eligible](#)
- [What You Need to Enroll](#)
- [Enroll for SAIG Mailbox](#)
- [Restore Saved Enrollment](#)
- [Review Your Organizations Mailboxes](#)
- [Check your mailbox enrollment information](#)
- [Print User Statement](#)
- [Print Enrollment Signature Documents](#)
- [Print Designee Signature Pages](#)
- [Frequently Asked Questions](#)
- [Help](#)
- [Contact Us](#)

FAA Online Access


- [Enroll FAA Users for Online Services](#)

Related Services

- [FSA Download](#) (Software and Manuals)
- [Subscribe to the FSATECH Listserv](#) to join our on-line discussion of systems issues.

Other Web Sites for PSA Student Data


- [FAA Access to CPS Online](#)
- [E-Campus Based/FISAP](#)
- [COD](#) (separate enrollment required)
- [NSLDS for FAA](#) (separate enrollment required)
- [Other Dept. of ED Links](#)
- [Burden Statement](#)



ENROLL FOR SAIG MAILBOX


Select this icon to:

- Submit an application for a new mailbox
- Add or change services or demographic information
- Delete a mailbox
- Enroll for a test mailbox



ADD ANOTHER NSLDS ONLINE USER


Existing Destination Point Administrators can select this icon to enroll another user for access to the NSLDS On-line system for their organization.



ENROLL FAA USERS FOR ONLINE SERVICES


Existing Destination Point Administrators can select this icon to enroll FAA users for access to:

- FAA Access to CPS Online web site
- eCampus Online web site



CHECK YOUR MAILBOX ENROLLMENT INFORMATION

Existing Destination Point Administrators can select this icon to view the application systems and services for the institutions under their TG number.



REVIEW YOUR ORGANIZATION'S MAILBOXES

Existing Destination Point Administrators can select this icon to view a list of all the TG numbers assigned to their organization.

Warning: During a web enrollment, if you leave your browser idle for more than 30 minutes, you will be unable to continue with the enrollment and must return to the beginning of the enrollment form.

This web site was last modified on 07/16/2006

Initial Application Main Menu

SAIG Enrollment Form - Microsoft Internet Explorer

File Edit View Favorites Tools Help

Address <https://www.fsawebebenroll.ed.gov/PMEnroll/PMServlet.jrun> Go

FSA U.S. DEPARTMENT OF EDUCATION
FEDERAL STUDENT AID **STUDENT AID INTERNET GATEWAY - ENROLLMENT**

[Skip navigation link](#)

Other Enrollment Links

- [Frequently Asked Questions](#)
- [Help](#)
- [Contact Us](#)
- [Home](#)
- OMB NO: 1845-0002
Expiration Date: 12/31/2007
[Burden Statement](#)
- [Privacy Act](#)

Step One: Information about your organization

To further assist in your enrollment, please select the most appropriate response for your enrollment. You will be taken to the respective enrollment application form.

For Schools, Lenders/Lender Servicers, Third Party Servicers or Agencies

[* My organization has an existing TG number \(mailbox\) with services and I am enrolling for another TG number for NSLDS On-line access only.](#)

[* My organization has an existing TG number \(mailbox\) and I am enrolling for a new TG number with services.](#)

[* My organization does NOT have an existing TG number \(mailbox\) and I am enrolling for a new TG number with services.](#)

For Department of Education Users/Contractors

[* My organization is the Department of Education and I am enrolling for a new TG number.](#)

[* My organization is a Department of Education contractor and I am enrolling for a new TG number.](#)

[Previous](#)

Demographic Information Screen

SAIG Enrollment Form - Microsoft Internet Explorer

File Edit View Favorites Tools Help

Back Address <https://www.fsawebebenroll.ed.gov/PMEnroll/PMServlet.jrun> Go

Other Enrollment Links

- [Frequently Asked Questions](#)
- [Help](#)
- [Contact Us](#)
- [Home](#)
- OMB NO: 1845-0002
Expiration Date: 12/31/2007
[Burden Statement](#)
- [Privacy Act](#)

Enter Demographic Information for the new Organization and Destination Point

Demographic Information

Please provide the following information about your Organization.

Please indicate your type of organization.

What is the name of your organization?

Who should receive all organization correspondence?

First Name

Last Name

Mailing Address

Optional Address

City

State

Zip -

Phone () - Ext.

Fax () - Ext.

Please provide the following information for the [Destination Point \(mailbox\)](#) you wish to add for your Organization.

What is the name of your organization?

Is the Destination Point information the same as the organization contact information listed above? Yes No

Please indicate if you will use a personal computer, a mainframe, or both to access SAIG.

Demographic Information Screen Part 2

SAIG Enrollment Form - Microsoft Internet Explorer

File Edit View Favorites Tools Help

Back Address <https://www.fsaweberroll.ed.gov/PMEEnroll/PMServlet.jrun> Go

Please indicate if you will use a personal computer, a mainframe, or both to access SAIG.

Please provide the following information for the person you are enrolling as the [Destination Point Administrator](#).

First Name

Last Name

Mailing Address

City

State

Zip -

Phone () - Ext.

Fax () - Ext.

Email

Email Verify

Please indicate the method for delivery of your enrollment letter.

Social Security Number*:

Date of birth: (Please enter this date in "mmdyyyy" format.)

Mother's maiden name:

Information about the [secondary Destination Point Administrator](#)
Note: a secondary DPA (SDPA) can modify the SAIG enrollment information and services but does not have access to on-line services granted to the DPA.
Enrollment of a SDPA is optional.

Demographic Information Screen Part 3

SAIG Enrollment Form - Microsoft Internet Explorer

File Edit View Favorites Tools Help

Address <https://www.fsawebenroll.ed.gov/PMEenroll/PMServlet.jrun> Go

ZIP

Phone () - Ext.

Fax () - Ext.

Email

Email Verify

Please indicate the method for delivery of your enrollment letter.

Social Security Number *:

Date of birth: (Please enter this date in "mmddyyyy" format.)

Mother's maiden name :

Information about the [secondary Destination Point Administrator](#)
Note: a secondary DPA (SDPA) can modify the SAIG enrollment information and services but does not have access to on-line services granted to the DPA.
Enrollment of a SDPA is optional.

First Name

Last Name

Social Security Number *:

Date of birth: (Please enter this date in "mmddyyyy" format.)

*Please enter this number without the dashes. For example: 123-45-6789 is 123456789. For more information on the use of the SSN, reference the "Privacy Act" link on this page.

Services Screen

SAIG Enrollment Form - Microsoft Internet Explorer

File Edit View Favorites Tools Help

Address <https://www.fsaweibenroll.ed.gov/PMEnroll/PMServlet.jrun> Go

Other Enrollment Links

- [Frequently Asked Questions](#)
- [Help](#)
- [Contact Us](#)
- [Home](#)
- OMB NO: 1845-0002
Expiration Date: 12/31/2007
[Burden Statement](#)
- [Privacy Act](#)

Select the services for the new Destination Point

Step Two: Destination Point services at your organization.

Select the application system(s)/services(s) to add.
Note: This will not change any current enrollment information for batch services unless noted in the enrollment

Direct Loan Service
Do you want to add a Direct Loan code to this destination point to submit and receive Direct Loan information? Yes No

Direct Loan Borrower Delinquency Report
Do you want to add a Direct Loan code to this destination point to receive the Direct Loan Borrower Delinquency Report? Yes No

Central Processing System
Do you want to add a Federal School code to this destination point to submit initial FAFSAs, FAFSA corrections and/or receive ISIRs? Yes No

FSAP
Do you want to add an OPE-ID to this destination point to participate in the Federal Work-Study, Federal Supplemental Educational Opportunity Grant, and/or Federal Perkins Loan Program? Yes No

NSLDS Batch
Do you want to add an OPE-ID to this destination point to submit and receive any of the following NSLDS batch files?
Batch Financial Aid History/Transfer Student Monitoring
Batch Enrollment Roster Files (formerly known as SSCRs)
Batch Perkins Loan data Yes No

NSLDS eCDR
Do you want to add an OPE-ID to this destination point to receive the electronic Cohort Default Rate report? Yes No

NSLDS On-line
Do you want to add an OPE-ID to this destination point to view or to update on-line any of the following NSLDS information?
Default Services
Enrollment Update
Overpayment Update Yes No


Pell Grant Processing
Do you want to add a Pell code to this destination point to submit and receive Pell Grant payment data? Yes No

Direct Loan Services Screen

SAIG Enrollment Form - Microsoft Internet Explorer

File Edit View Favorites Tools Help

Back Address <https://www.fsawebenroll.ed.gov/PMEnroll/PMServlet.jrun> Go



U.S. DEPARTMENT OF EDUCATION
STUDENT AID INTERNET GATEWAY - ENROLLMENT

[Skip navigation link](#)

Other Enrollment Links

- [Frequently Asked Questions](#)
- [Help](#)
- [Contact Us](#)
- [Home](#)
- OMB NO: 1845-0002
Expiration Date: 12/31/2007
[Burden Statement](#)
- [Privacy Act](#)


Add a new service for the new Destination Point

Direct Loan Service

For which award years is this destination point to submit and receive Direct Loan information?

2005-2006
 2006-2007

What is the [Direct Loan code](#)?


 Search

Direct Loan Borrower Delinquency Reports Screen

SAIG Enrollment Form - Microsoft Internet Explorer

File Edit View Favorites Tools Help

Address <https://www.fsaweb enroll.ed.gov/PME nroll/PMServlet.jrun> Go



U.S. DEPARTMENT OF EDUCATION
STUDENT AID INTERNET GATEWAY - ENROLLMENT

[Skip navigation link](#)

Other Enrollment Links

- [Frequently Asked Questions](#)
- [Help](#)
- [Contact Us](#)
- [Home](#)
- OMB NO: 1845-0002
Expiration Date: 12/31/2007
[Burden Statement](#)
- [Privacy Act](#)

Add a new service for the new Destination Point

Direct Loan Borrower Delinquency Service

Which format(s) of the [Direct Loan Borrower Delinquency Report](#) is this destination point to receive?

What is the [Direct Loan code](#)?

Click Here
Click Here
Report Format
Data Format
Both

e00601 Search

Previous Next Save for later

Central Processing System Screen

SAIG Enrollment Form - Microsoft Internet Explorer

File Edit View Favorites Tools Help

Address <https://www.fsawebenroll.ed.gov/PMEEnroll/PMServlet.jrun> Go

FSA U.S. DEPARTMENT OF EDUCATION
FEDERAL STUDENT AID **STUDENT AID INTERNET GATEWAY - ENROLLMENT**

Skip navigation link

Other Enrollment Links


- [Frequently Asked Questions](#)
- [Help](#)
- [Contact Us](#)
- [Home](#)
- OMB NO:1845-0002
Expiration Date: 12/31/2007
[Burden Statement](#)
- [Privacy Act](#)

Add a new service for the new Destination Point

Central Processing System

Information about your organization

For which school do you want this DPA's destination point to submit and/or receive data with the Central Processing System ([CPS](#)) and/or the Pell Grant Payment System?

Federal School Code :  Search

For which award years?

2005-2006
 2006-2007

Is this destination point to provide all CPS services for the school selected? Yes No

Is this destination point to provide service for Initial Applications for the school selected? Yes No

**Data from initial FAFSA applications can come from two different destination points. Select the destination point to update. SAIG will provide a warning at the end of this transaction if you are attempting to take this service from another destination point. You will then have an opportunity to change your selection if desired.*

Select the destination point:

Initial FAFSA applications destination point 1
 Initial FAFSA applications destination point 2

Central Processing Screen Part 2

SAIG Enrollment Form - Microsoft Internet Explorer

File Edit View Favorites Tools Help

Address <https://www.fsaweberroll.ed.gov/PMEnroll/PM5ervlet.jrun> Go

2006-2007

Is this destination point to provide all CPS services for the school selected? Yes No

Is this destination point to provide service for Initial Applications for the school selected? Yes No

**Data from initial FAFSA applications can come from two different destination points. Select the destination point to update. SAIG will provide a warning at the end of this transaction if you are attempting to take this service from another destination point. You will then have an opportunity to change your selection if desired.*

Select the destination point:

- Initial FAFSA applications destination point 1
- Initial FAFSA applications destination point 2

Is this destination point to provide service for Corrections (FAFSA corrections) for the school selected? Yes No

Is this destination point to receive ISIRs for the school selected? Yes No

ISIR Preferences

2005-2006 Cycle

[Select the delivery method](#) Daily By request

2006-2007 Cycle

[Select the delivery method](#) Daily By request

Previous Next Save for later

FISAP Services Screen

SAIG Enrollment Form - Microsoft Internet Explorer

File Edit View Favorites Tools Help

Address <https://www.fsawebenroll.ed.gov/PMEnroll/PM5Servlet.jrun> Go

Other Enrollment Links

- [Frequently Asked Questions](#)
- [Help](#)
- [Contact Us](#)
- [Home](#)
- OMB NO: 1845-0002
Expiration Date: 12/31/2007
[Burden Statement](#)
- [Privacy Act](#)

Add a new service for the new Destination Point

FISAP Service

Information about your organization

For which award years should this destination point submit and receive [FISAP](#) information?

2003-2004
 2004-2005
 2005-2006
 2006-2007
 2007-2008

Does your school have an OPE-ID? Yes No

Enter your school's OPE-ID:

School Address Information

Name of school:

Is the school's address the same as the destination point address? Yes No

If you answered no, complete:

Mailing Address:

City:

State:

Zip: -

NSLDS Batch Services Screen

SAIG Enrollment Form - Microsoft Internet Explorer

File Edit View Favorites Tools Help

Address <https://www.fsaweberroll.ed.gov/PMEnroll/PMServlet.jrun> Go


Other Enrollment Links

- [Frequently Asked Questions](#)
- [Help](#)
- [Contact Us](#)
- [Home](#)
- OMB NO: 1845-0002
Expiration Date: 12/31/2007
[Burden Statement](#)
- [Privacy Act](#)

Add a new service for the new Destination Point

NSLDS Batch Service

For which school do you want this destination point to submit and receive [NSLDS](#) batch files?

[School OPE-ID:](#)  Search

Financial Aid History/Transfer Student Monitoring

Will this destination point receive batch [Financial Aid History](#) and/or submit and receive batch [Transfer Student Monitoring](#) - (available only through SAIG mailbox)? Yes No

Note: School Transfer Profile must be completed on the [nsldsfap.ed.gov](#) web site to begin Transfer Monitoring

Enrollment Roster Files

Will this destination point submit and receive [Enrollment Roster Files](#) ? Yes No

If yes, enter the effective date of action*:

**Please enter this date in "mmddyyyy" format.*

Will this destination point transmit Enrollment Roster Files via a SAIG mailbox or magnetic tape?

NSLDS Batch Services Screen Part 2

SAIG Enrollment Form - Microsoft Internet Explorer

File Edit View Favorites Tools Help

Address <https://www.fsaweбенroll.ed.gov/PMEenroll/PMServlet.jrun> Go

Enrollment Roster Files

Will this destination point submit and receive [Enrollment Roster Files](#)? Yes No

If yes, enter the effective date of action*:

**Please enter this date in "mmddyyyy" format.*

Will this destination point transmit Enrollment Roster Files via a SAIG mailbox or magnetic tape? SAIG electronic mailbox ▾

Magnetic Tape

Please specify the type of tape which will be used to send and receive Enrollment Roster Files. Click Here ▾

Who should we contact if we receive a damaged tape?

First Name:

Last Name:

Phone: () -

Perkins Loan

Will this destination point submit and receive batch [Perkins Loan](#) data? Yes No

NSLDS Batch Services Screen Part 3

SAIG Enrollment Form - Microsoft Internet Explorer

File Edit View Favorites Tools Help

Address <https://www.fsawebenroll.ed.gov/PMEnroll/PMSEnroll.jrun> Go

Perkins Loan

Will this destination point submit and receive batch [Perkins Loan](#) data? Yes No

If yes, enter the effective date of action*:

**Please enter this date in "mmddyyyy" format.*

Will this destination point transmit Perkins Loan data via a SAIG mailbox or magnetic tape? SAIG electronic mailbox ▾

Magnetic Tape

Please specify the type of tape which will be used to send and receive Perkins Loan Data. Click Here ▾

Who should we contact if we receive a damaged tape?

First Name:

Last Name:

Phone: () -

NSLDS eCDR Screen

SAIG Enrollment Form - Microsoft Internet Explorer

File Edit View Favorites Tools Help

Address <https://www.fsawebenroll.ed.gov/PMEEnroll/PMServlet.jrun> Go



U.S. DEPARTMENT OF EDUCATION
STUDENT AID INTERNET GATEWAY - ENROLLMENT

Skip navigation link


Other Enrollment Links

- [Frequently Asked Questions](#)
- [Help](#)
- [Contact Us](#)
- [Home](#)
- OMB NO:1845-0002
Expiration Date: 12/31/2007
[Burden Statement](#)
- [Privacy Act](#)

Add a new service for the new Destination Point

NSLDS eCDR Services

For which school do you want this destination point to receive the NSLDS electronic Cohort Default Rate report?


[School OPE-ID:](#)  Search

NSLDS Online Services Screen

SAIG Enrollment Form - Microsoft Internet Explorer

File Edit View Favorites Tools Help

Address <https://www.fsawebenroll.ed.gov/PMEEnroll/PMServlet.jrun> Go



U.S. DEPARTMENT OF EDUCATION
STUDENT AID INTERNET GATEWAY - ENROLLMENT

[Skip navigation link](#)

Other Enrollment Links


- [Frequently Asked Questions](#)
- [Help](#)
- [Contact Us](#)
- [Home](#)
- OMB NO:1845-0002
Expiration Date:
12/31/2007
[Burden Statement](#)
- [Privacy Act](#)

Add a new service for the new Destination Point

NSLDS On-line Service

IMPORTANT: Only the destination point administrator is permitted to use his or her destination point for access to the on-line National Student Loan Data System (NSLDS) information listed in this question. Permission to use this destination point for on-line NSLDS **CANNOT** be granted to anyone else.

Indicate below which NSLDS information you want this DPA to access. (NSLDS will send the DPA a separate ID and password.)

What is the school OPE-ID?  Search

[Default Services](#) for NSLDS On-Line **Yes**

Enrollment Update for NSLDS On-Line Services Yes No

Overpayment Update for NSLDS On-Line Services Yes No


*Only one OPE-ID can be enrolled for NSLDS On-line services per TG number.

Pell Grant Processing Screen

SAIG Enrollment Form - Microsoft Internet Explorer

File Edit View Favorites Tools Help

Address <https://www.fsawebenroll.ed.gov/PMEnroll/PMServlet.jrun> Go

 U.S. DEPARTMENT OF EDUCATION
STUDENT AID INTERNET GATEWAY - ENROLLMENT

Skip navigation link


Other Enrollment Links

- [Frequently Asked Questions](#)
- [Help](#)
- [Contact Us](#)
- [Home](#)
- OMB NO:1845-0002
Expiration Date:
12/31/2007
[Burden Statement](#)
- [Privacy Act](#)

Add a new service for the new Destination Point

Pell Grant Processing

For which school should this destination point submit and receive Pell Grant Processing data?

[Federal School Code:](#)  Search

For which award years?

- 2004-2005
- 2005-2006
- 2006-2007

Previous Next Save for later

End of the Enrollment Form Screen

The screenshot shows a Microsoft Internet Explorer browser window titled "SAIG Enrollment Form - Microsoft Internet Explorer". The address bar displays "https://www.fsawebenroll.ed.gov/PMEnroll/PMServlet.jrun". The main content area features a yellow header with the FSA logo and the text "U.S. DEPARTMENT OF EDUCATION STUDENT AID INTERNET GATEWAY - ENROLLMENT". Below the header is a blue navigation bar with a "Skip navigation link" option. The main content is divided into two columns. The left column, titled "Other Enrollment Links", contains a list of links: "Frequently Asked Questions", "Help", "Contact Us", "Home", "OMB NO:1845-0002 Expiration Date: 12/31/2007 Burden Statement", and "Privacy Act". The right column, titled "Add a new Organization and Destination Point", contains the heading "End of the Enrollment Form" and a paragraph of text: "Please select 'Next' to proceed to the Final Review page. On the Final Review page you will have the opportunity to review the enrollment information just entered and make any final changes." Below the text are three buttons: "Previous", "Next", and "Save for later".

SAIG Enrollment Form - Microsoft Internet Explorer

File Edit View Favorites Tools Help

Back Address https://www.fsawebenroll.ed.gov/PMEnroll/PMServlet.jrun Go

FSA U.S. DEPARTMENT OF EDUCATION
FEDERAL STUDENT AID **STUDENT AID INTERNET GATEWAY - ENROLLMENT**

[Skip navigation link](#)

Other Enrollment Links

- [Frequently Asked Questions](#)
- [Help](#)
- [Contact Us](#)
- [Home](#)
- OMB NO:1845-0002
Expiration Date: 12/31/2007
[Burden Statement](#)
- [Privacy Act](#)

Add a new Organization and Destination Point

End of the Enrollment Form

Please select 'Next' to proceed to the Final Review page. On the Final Review page you will have the opportunity to review the enrollment information just entered and make any final changes.

Previous Next Save for later

Final Review Screen

SAIG Enrollment Form - Microsoft Internet Explorer

File Edit View Favorites Tools Help

Back Address <https://www.fsaweberoll.ed.gov/PMEnroll/PMServlet.jrun> Go

Other enrollment links

- [Frequently Asked Questions](#)
- [Help](#)
- [Contact Us](#)
- [Home](#)
- OMB NO:1845-0002
Expiration Date: 12/31/2007
[Burden Statement](#)
- [Privacy Act](#)

Final Review

This final review shows the updates that you have just entered. It does not display your current enrollment status, which can be viewed by selecting the "Check Your Mailbox Enrollment Information" link on the home page. **Services marked below as "No" will not impact your current enrollment.**

Please indicate your type of organization. [Postsecondary school](#)

Information about your destination point

What is the name of your organization? [dfjdjd](#)

Who should receive all organization correspondence?

First Name: [djdj](#)

Last Name: [djdjid](#)

Mailing Address: [1313 smith drive](#)

Optional Address:

City: [iowa city](#)

State: [Alaska](#)

Zip: [52240 -](#)

Phone: () - Ext.

Fax: () - Ext.

Final Review Screen Part 2

SAIG Enrollment Form - Microsoft Internet Explorer

File Edit View Favorites Tools Help

Address <https://www.fsawebenroll.ed.gov/PMEEnroll/PMServlet.jrun> Go

organization.

What is the name of your destination point? [dfjdjdj](#)

Please indicate if you will use a personal computer, a mainframe, or both to access SAIG. [Personal computer](#)

First Name: [djdj](#)

Last Name: [djdjdd](#)

Mailing Address: [1313 smith drive](#)

City: [iowa city](#)

State: [Alaska](#)

Zip: [52240](#) -

Phone: ([228](#)) [444](#) - [4444](#) Ext.

Fax: () - Ext.

Email:

Please indicate the method for delivery of your enrollment letter. [U.S. Mail](#)

Social Security Number *: [225445966](#)

Date of birth **: [05101965](#)

Mother's maiden name: [smith](#)

Information about a secondary Destination Point Administrator at your organization.

First Name:

Last Name:

Social Security Number *:

Date of birth **:

Final Review Screen Part 3

SAIG Enrollment Form - Microsoft Internet Explorer

File Edit View Favorites Tools Help

Address <https://www.fsaweбенroll.ed.gov/PMEnroll/PMServlet.jrun> Go

Direct Loan Service
For which award years is this destination point to submit and receive Direct Loan information?
[Both 2005-2006 and 2006-2007](#)

What is the Direct Loan code? [g01892](#)

Direct Loan Borrower Delinquency Service
Which format(s) of the Direct Loan Borrower Delinquency Report is this destination point to receive?
[Report Format](#)

What is the Direct Loan code? [g01892](#)

Central Processing System
For which school do you want this DPA's destination point to submit and/or receive data with the Central Processing System (CPS) and/or the Pell Grant Payment System?

Federal School Code: [001892](#)

For which award years: [Both 2005-2006 and 2006-2007](#)

Is this destination point to provide all CPS services for the school selected? [Yes](#)

Is this destination point to provide service for Initial Applications for the school selected? [Yes](#)

Data from initial FAFSA applications may go to two different destination points. Select the destination point to update. SAIG will provide a warning at the end of this transaction if you are attempting to take this service from another destination point. You will then have an opportunity to change your selection if desired.

Select the destination point:

Initial FAFSA applications destination point 1

Final Review Screen Part 4

SAIG Enrollment Form - Microsoft Internet Explorer

File Edit View Favorites Tools Help

Address <https://www.fsawebenroll.ed.gov/PMEnroll/PMServlet.jrun> Go

Financial Aid History/Transfer Student Monitoring

Will this destination point submit and receive batch Transfer Student Monitoring - (available only through SAIG)? [Yes](#)

Enrollment Roster Files

Do you want this destination point to submit and receive Batch Enrollment Roster Files (formerly known as SSCRs)? [Yes](#)

If yes, enter the effective date of action*: [10052006](#)

Will this destination point transmit Enrollment Roster Files via a SAIG mailbox or magnetic tape? [SAIG electronic mailbox](#)

Perkins Loan

Will this destination point submit and receive batch Perkins Loan data? [Yes](#)

If yes, enter the effective date of action*: [10052006](#)

Will this destination point transmit Perkins Loan data via a SAIG electronic mailbox or magnetic tape? [SAIG electronic mailbox](#)

NSLDS eCDR Services

For which school do you want this destination point to receive the NSLDS electronic Cohort Default Rate report?

School OPE-ID: [00189200](#)

NSLDS On-line

Final Review Screen Part 5

SAIG Enrollment Form - Microsoft Internet Explorer

File Edit View Favorites Tools Help

Address <https://www.fsaweberroll.ed.gov/PMEEnroll/PMServlet.jrun> Go

NSLDS eCDR Services

For which school do you want this destination point to receive the NSLDS electronic Cohort Default Rate report?

School OPE-ID: [00189200](#)

NSLDS On-line

IMPORTANT: Only the destination point administrator is permitted to use his or her destination point for access to the on-line National Student Loan Data System (NSLDS) information listed in this question. Permission to use this destination point for on-line NSLDS CANNOT be granted to anyone else.

Indicate below which NSLDS information you want this DPA to access. (NSLDS will send the DPA a separate ID and password.)

Default Services for NSLDS On-line Services	Yes
Enrollment Update for NSLDS On-line Services	Yes
Overpayment Update for NSLDS On-line Services	Yes

What is the school OPE-ID? [00189200](#)

Pell Grant Processing

For **which school** should this destination point submit and receive Pell Grant payment data?

Federal school code: [001892](#)

For which award years: [2004-2005, 2005-2006 and 2006-2007](#)


Submit Form Cancel Save for later

TG Number Login Page

SAIG Enrollment Form - Microsoft Internet Explorer

File Edit View Favorites Tools Help

Address <https://www.fsawebenroll.ed.gov/PMEnroll/PMServlet.jrun> Go



U.S. DEPARTMENT OF EDUCATION
STUDENT AID INTERNET GATEWAY - ENROLLMENT

[Skip navigation link](#)

Other Enrollment Links

- [Frequently Asked Questions](#)
- [Help](#)
- [Contact Us](#)
- [Home](#)
- OMB NO:1845-0002
Expiration Date:
12/31/2007
[Burden Statement](#)
- [Privacy Act](#)

Add a New Destination Point (TG number/Mailbox)

Add a new Destination Point for your organization using: TG

In order to login with the TG Number entered above, you must be either the Destination Point Administrator (DPA) or Secondary DPA of that TG Number.


Note: Only Primary TG Numbers are permitted to enroll additional destination points under the organization's hierarchy.

DPA Security Information Login Page

SAIG Enrollment Form - Microsoft Internet Explorer

File Edit View Favorites Tools Help

Address <https://www.fsawebenroll.ed.gov/PMEnroll/PMServlet.jrun> Go



U.S. DEPARTMENT OF EDUCATION
STUDENT AID INTERNET GATEWAY - ENROLLMENT

[Skip navigation link](#)

Other Enrollment Links

- [Frequently Asked Questions](#)
- [Help](#)
- [Contact Us](#)
- [Home](#)
- OMB NO:1845-0002
Expiration Date: 12/31/2007
[Burden Statement](#)
- [Privacy Act](#)

For security purposes, complete the following:

Social Security Number:*

Date of Birth (mmddyyyy):**

[What if I forgot my authentication information?](#)

**Please enter this number without the dashes. For example: 123-45-6789 is 123456789.
For more information on the use of the SSN, reference the "Privacy Act" link on this page.*


*** Please enter this date in "mmddyyyy" format. For example, August 17, 1970 is 08171970.*

TG Number Login Page for FAA Services

SAIG Enrollment Form - Microsoft Internet Explorer

File Edit View Favorites Tools Help

Address <https://www.fsawebenroll.ed.gov/PMFAAAdmin/PMFAAServlet.jrun> Go

 U.S. DEPARTMENT OF EDUCATION
STUDENT AID INTERNET GATEWAY - ENROLLMENT

[Skip navigation link](#)

Other Enrollment Links

- [Frequently Asked Questions](#)
- [Help](#)
- [Contact Us](#)
- [Home](#)
- OMB NO:1845-0002
Expiration Date:
12/31/2007
[Burden Statement](#)
- [Privacy Act](#)

Enroll FAA Users for Online Services

Add, modify or remove FAA Users for Destination Point: TG


In order to login with the TG number entered above, you must be either the Destination Point Administrator (DPA) or Secondary DPA of that TG Number.

DPA Security Information Login Page for FAA Services

SAIG Enrollment Form - Microsoft Internet Explorer

File Edit View Favorites Tools Help

Address <https://www.fsawebenroll.ed.gov/PMFAAAdmin/PMFAAServlet.jrun> Go



U.S. DEPARTMENT OF EDUCATION
STUDENT AID INTERNET GATEWAY - ENROLLMENT

[Skip navigation link](#)

Other Enrollment Links

- [Frequently Asked Questions](#)
- [Help](#)
- [Contact Us](#)
- [Home](#)
- OMB NO:1845-0002
Expiration Date:
12/31/2007
[Burden Statement](#)
- [Privacy Act](#)

For security purposes, complete the following:

Social Security Number:*

Date of Birth (mmddyyyy):**

[What if I forgot my authentication information?](#)

*Please enter this number without the dashes. For example: 123-45-6789 is 123456789. For more information on the use of the SSN, reference the "Privacy Act" link on this page.

** Please enter this date in "mmddyyyy" format. For example, August 17, 1970 is 08171970.

FAA Services Main Menu Screen

SAIG Enrollment Form - Microsoft Internet Explorer

File Edit View Favorites Tools Help

Back Address <https://www.fsawebsenroll.ed.gov/PMFAAAdmin/PMFAAServlet.i?run> Go



U.S. DEPARTMENT OF EDUCATION
STUDENT AID INTERNET GATEWAY - ENROLLMENT

[Skip navigation link](#)

Other Enrollment Links	Enroll FAA users for online services for TG50878
<ul style="list-style-type: none">Frequently Asked QuestionsHelpContact UsHomeOMB NO:1845-0002 Expiration Date: 12/31/2007 Burden StatementPrivacy Act	<p>Make your selection below:</p> <ul style="list-style-type: none">Add a new FAA UserView/Change an existing FAA User or user rightsDelete an existing FAA User or user rightsEnd Transaction <p><input type="button" value="Previous"/></p>

FAA User Demographic Page

SAIG Enrollment Form - Microsoft Internet Explorer

File Edit View Favorites Tools Help

Address <https://www.fsaweberroll.ed.gov/PMFAAAdmin/PMFAAServlet.jrun> Go

[Questions](#)

[Help](#)

[Contact Us](#)

[Home](#)

OMB NO:1845-0002
Expiration Date:
12/31/2007
[Burden Statement](#)

[Privacy Act](#)

Information about the FAA User

1. Please complete the following [FAA user](#) information:

First Name

Last Name

Address

City

State

Zip -

Phone () - Ext.

Fax () - Ext.

E-mail

Email Verify

Please enter security information for this FAA user

Social Security Number *:

Date of birth: (Please enter this date in "mmddyyyy" format.)

* Please enter this number without the dashes. For example: 123-45-6789 is 123456789. For more information on the use of the SSN, reference the "Privacy Act" link on this page.

Note: For PIN mailer address updates or to request re-mailing of a PIN, go to www.pin.ed.gov.

FAA User and Cycle Selection Screen

SAIG Enrollment Form - Microsoft Internet Explorer

File Edit View Favorites Tools Help

Address <https://www.fsawebsenroll.ed.gov/PMFAAAdmin/PMFAAServlet.jrun> Go

STUDENT AID

Skip navigation link

Other Enrollment Links

- [Frequently Asked Questions](#)
- [Help](#)
- [Contact Us](#)
- [Home](#)
- OMB NO:1845-0002
Expiration Date: 12/31/2007
[Burden Statement](#)
- [Privacy Act](#)

Select the application systems and cycles for the new FAA user for TG50878

FAA user service and cycle selection

Listed on this page are the services and cycles that are available for FAA access for this destination point.

Do you wish to enroll the new FAA User for all services and cycles with the same access rights as the DPA?

Yes
 No

(If so, click "Yes". Otherwise for each cycle you will be required to select the appropriate access rights and institution codes.)

If you selected "No" to the above question, please indicate below the services and cycles for which this FAA user is to have access rights. You will assign the access rights after selecting "Continue".

CPS

- 2005-2006
- 2006-2007

FISAP

- 2003-2004
- 2004-2005
- 2005-2006
- 2006-2007
- 2007-2008


Continue Cancel

2005-2006 FAA CPS Online Services Screen

SAIG Enrollment Form - Microsoft Internet Explorer

File Edit View Favorites Tools Help

Address <https://www.fsaweberroll.ed.gov/PMFAAAdmin/PMFAAServlet.jrun> Go



STUDENT AID INTERNET GATEWAY - ENROLLMENT

[Skip navigation link](#)

Other Enrollment Links

- [Frequently Asked Questions](#)
- [Help](#)
- [Contact Us](#)
- [Home](#)
- OMB NO:1845-0002
Expiration Date: 12/31/2007
[Burden Statement](#)
- [Privacy Act](#)

Select access rights for the new FAA user for TG50878

SAIG-FAA Enrollment Form - CPS 2005-2006

As the destination point administrator, you may select below the desired combination of service options/access rights/institutions for a [FAA user](#). When you have completed the selection of access rights, press "Update" to assign the rights.

- Use the "[Duplicate DPA Rights](#)" button to have the FAA User rights mirror the destination point administrator rights
- Use the "Apply to all institutions" button to assign the same service options and access rights for all institutions that do not necessarily mirror the DPA
- Use the "Clear all FAA access rights" button to clear all access rights for the FAA User

If you want to assign [access rights](#) that do not mirror the DPA rights, you may use this section. You may choose to initially select to mirror the DPA, then change access rights or institutions below. Or you may select to assign the same access rights for all institutions for a service and then modify.

To apply the same access rights for all institutions, select the service option and choose the access rights from the selections below. When finished, click "Apply to all institutions".

[Student Inquiry/Application and Correction Entry](#) Write

[ISIR Analysis Tool](#) Write

[Sort by School Code](#) | Sort by School Name

Please indicate what institutions the FAA user should have access to along with the type of access right :


	School Code	Institution Name	Student Inquiry/Application and Correction Entry	ISIR Analysis Tool
<input type="checkbox"/>	001892	UNIVERSITY OF IOWA	<input type="text"/>	<input type="text"/>

2006-2007 FAA CPS Online Services Screen

SAIG Enrollment Form - Microsoft Internet Explorer

File Edit View Favorites Tools Help

Back Address https://www.fsawebenroll.ed.gov/PMFAAAdmin/PMFAAServlet.jrun Go



STUDENT AID INTERNET GATEWAY - ENROLLMENT

[Skip navigation link](#)

Other Enrollment Links

- [Frequently Asked Questions](#)
- [Help](#)
- [Contact Us](#)
- [Home](#)
- OMB NO:1845-0002
Expiration Date:
12/31/2007
[Burden Statement](#)
- [Privacy Act](#)

Select access rights for the new FAA user for TG50878

SAIG-FAA Enrollment Form - CPS 2005-2006

As the destination point administrator, you may select below the desired combination of service options/access rights/institutions for a [FAA user](#). When you have completed the selection of access rights, press "Update" to assign the rights.

- Use the "[Duplicate DPA Rights](#)" button to have the FAA User rights mirror the destination point administrator rights
- Use the "Apply to all institutions" button to assign the same service options and access rights for all institutions that do not necessarily mirror the DPA
- Use the "Clear all FAA access rights" button to clear all access rights for the FAA User

If you want to assign [access rights](#) that do not mirror the DPA rights, you may use this section. You may choose to initially select to mirror the DPA, then change access rights or institutions below. Or you may select to assign the same access rights for all institutions for a service and then modify.

To apply the same access rights for all institutions, select the service option and choose the access rights from the selections below. When finished, click "Apply to all institutions".

[Student Inquiry/Application and Correction Entry](#)

[ISIR Analysis Tool](#)

[Sort by School Code](#) | [Sort by School Name](#)

Please indicate what institutions the FAA user should have access to along with the type of access right :


	School Code	Institution Name	Student Inquiry/Application and Correction Entry	ISIR Analysis Tool
<input type="checkbox"/>	001892	UNIVERSITY OF IOWA	<input type="text"/>	<input type="text"/>

2003-2004 FAA FISAP Online Services Screen

SAIG Enrollment Form - Microsoft Internet Explorer

File Edit View Favorites Tools Help

Address <https://www.fsawebsenroll.ed.gov/PMFAAAdmin/PMFAAServlet.jrun> Go



U.S. DEPARTMENT OF EDUCATION
STUDENT AID INTERNET GATEWAY - ENROLLMENT

[Skip navigation link](#)

Other Enrollment Links

- [Frequently Asked Questions](#)
- [Help](#)
- [Contact Us](#)
- [Home](#)
- OMB NO:1845-0002
Expiration Date:
12/31/2007
[Burden Statement](#)
- [Privacy Act](#)

Select access rights for the new FAA user for TG50878

SAIG-FAA Enrollment Form - FISAP 2003-2004

As the destination point administrator, you may select below the desired combination of service options/access rights/institutions for a [FAA user](#). When you have completed the selection of access rights, press "Update" to assign the rights.

- Use the ["Duplicate DPA Rights"](#) button to have the FAA User rights mirror the destination point administrator rights
- Use the ["Apply to all institutions"](#) button to assign the same service options and access rights for all institutions that do not necessarily mirror the DPA
- Use the ["Clear all FAA access rights"](#) button to clear all access rights for the FAA User

If you want to assign [access rights](#) that do not mirror the DPA rights, you may use this section. You may choose to initially select to mirror the DPA, then change access rights or institutions below. Or you may select to assign the same access rights for all institutions for a service and then modify.

To apply the same access rights for all institutions, select the service option and choose the access rights from the selections below. When finished, click "Apply to all institutions".

[FISAP Requests](#)

[Sort by School Code](#) | [Sort by School Name](#)

Please indicate what institutions the FAA user should have access to along with the type of access right :

	School Code	Institution Name	FISAP Requests
<input checked="" type="checkbox"/>	00189200	UNIVERSITY OF IOWA	<input type="button" value="Submit"/>

2004-2005 FAA FISAP Online Services Screen

SAIG Enrollment Form - Microsoft Internet Explorer

File Edit View Favorites Tools Help

Address <https://www.fsaweb enroll.ed.gov/PMFAAAdmin/PMFAAServlet.jrun> Go

FSA U.S. DEPARTMENT OF EDUCATION
FEDERAL STUDENT AID
STUDENT AID INTERNET GATEWAY - ENROLLMENT

Skip navigation link

Other Enrollment Links

- [Frequently Asked Questions](#)
- [Help](#)
- [Contact Us](#)
- [Home](#)
- OMB NO:1845-0002
Expiration Date: 12/31/2007
[Burden Statement](#)
- [Privacy Act](#)

Select access rights for the new FAA user for TG50878

SAIG-FAA Enrollment Form - FISAP 2004-2005

As the destination point administrator, you may select below the desired combination of service options/access rights/institutions for a [FAA user](#). When you have completed the selection of access rights, press "Update" to assign the rights.

- Use the "[Duplicate DPA Rights](#)" button to have the FAA User rights mirror the destination point administrator rights
- Use the "Apply to all institutions" button to assign the same service options and access rights for all institutions that do not necessarily mirror the DPA
- Use the "Clear all FAA access rights" button to clear all access rights for the FAA User

If you want to assign [access rights](#) that do not mirror the DPA rights, you may use this section. You may choose to initially select to mirror the DPA, then change access rights or institutions below. Or you may select to assign the same access rights for all institutions for a service and then modify.

To apply the same access rights for all institutions, select the service option and choose the access rights from the selections below. When finished, click "Apply to all institutions".

FISAP Requests

[Sort by School Code](#) | Sort by School Name

Please indicate what institutions the FAA user should have access to along with the type of access right :

	School Code	Institution Name	FISAP Requests
<input checked="" type="checkbox"/>	00189200	UNIVERSITY OF IOWA	<input type="button" value="Submit"/>

2005-2006 FAA FISAP Online Services Screen

SAIG Enrollment Form - Microsoft Internet Explorer

File Edit View Favorites Tools Help

Address <https://www.fsaweberoll.ed.gov/PMFAAAdmin/PMFAAServlet.jrun> Go

FSA U.S. DEPARTMENT OF EDUCATION
FEDERAL STUDENT AID **STUDENT AID INTERNET GATEWAY - ENROLLMENT**

Skip navigation link

Other Enrollment Links

- [Frequently Asked Questions](#)
- [Help](#)
- [Contact Us](#)
- [Home](#)
- OMB NO:1845-0002
Expiration Date: 12/31/2007
[Burden Statement](#)
- [Privacy Act](#)

Select access rights for the new FAA user for TG50878

SAIG-FAA Enrollment Form - FISAP 2005-2006

As the destination point administrator, you may select below the desired combination of service options/access rights/institutions for a [FAA user](#). When you have completed the selection of access rights, press "Update" to assign the rights.

- Use the "[Duplicate DPA Rights](#)" button to have the FAA User rights mirror the destination point administrator rights
- Use the "Apply to all institutions" button to assign the same service options and access rights for all institutions that do not necessarily mirror the DPA
- Use the "Clear all FAA access rights" button to clear all access rights for the FAA User

If you want to assign [access rights](#) that do not mirror the DPA rights, you may use this section. You may choose to initially select to mirror the DPA, then change access rights or institutions below. Or you may select to assign the same access rights for all institutions for a service and then modify.

To apply the same access rights for all institutions, select the service option and choose the access rights from the selections below. When finished, click "Apply to all institutions".

FISAP Requests

[Sort by School Code](#) | Sort by School Name

Please indicate what institutions the FAA user should have access to along with the type of access right :


	School Code	Institution Name	FISAP Requests
<input checked="" type="checkbox"/>	00189200	UNIVERSITY OF IOWA	<input type="button" value="Submit"/>

2006-2007 FAA FISAP Online Services Screen

SAIG Enrollment Form - Microsoft Internet Explorer

File Edit View Favorites Tools Help

Address <https://www.fsaweb enroll.ed.gov/PMFAAAdmin/PMFAAServlet.jrun> Go

 U.S. DEPARTMENT OF EDUCATION
STUDENT AID INTERNET GATEWAY - ENROLLMENT

Skip navigation link

Other Enrollment Links

- [Frequently Asked Questions](#)
- [Help](#)
- [Contact Us](#)
- [Home](#)
- OMB NO:1845-0002
Expiration Date:
12/31/2007
[Burden Statement](#)
- [Privacy Act](#)

Select access rights for the new FAA user for TG50878

SAIG-FAA Enrollment Form - FISAP 2006-2007

As the destination point administrator, you may select below the desired combination of service options/access rights/institutions for a [FAA user](#). When you have completed the selection of access rights, press "Update" to assign the rights.

- Use the "[Duplicate DPA Rights](#)" button to have the FAA User rights mirror the destination point administrator rights
- Use the "Apply to all institutions" button to assign the same service options and access rights for all institutions that do not necessarily mirror the DPA
- Use the "Clear all FAA access rights" button to clear all access rights for the FAA User

If you want to assign [access rights](#) that do not mirror the DPA rights, you may use this section. You may choose to initially select to mirror the DPA, then change access rights or institutions below. Or you may select to assign the same access rights for all institutions for a service and then modify.

To apply the same access rights for all institutions, select the service option and choose the access rights from the selections below. When finished, click "Apply to all institutions".

FISAP Requests

[Sort by School Code](#) | Sort by School Name

Please indicate what institutions the FAA user should have access to along with the type of access right :

	School Code	Institution Name	FISAP Requests
<input checked="" type="checkbox"/>	00189200	UNIVERSITY OF IOWA	<input type="button" value="Submit"/>

2007-2008 FAA FISAP Online Services Screen

SAIG Enrollment Form - Microsoft Internet Explorer

File Edit View Favorites Tools Help

Address <https://www.fsawebe enroll.ed.gov/PMFAAAdmin/PMFAAServlet.jrun> Go

FSA U.S. DEPARTMENT OF EDUCATION
FEDERAL STUDENT AID **STUDENT AID INTERNET GATEWAY - ENROLLMENT**

[Skip navigation link](#)

Other Enrollment Links

- [Frequently Asked Questions](#)
- [Help](#)
- [Contact Us](#)
- [Home](#)
- OMB NO:1845-0002
Expiration Date:
12/31/2007
[Burden Statement](#)
- [Privacy Act](#)

Select access rights for the new FAA user for TG50878

SAIG-FAA Enrollment Form - FISAP 2007-2008

As the destination point administrator, you may select below the desired combination of service options/access rights/institutions for a [FAA user](#). When you have completed the selection of access rights, press "Update" to assign the rights.

- Use the ["Duplicate DPA Rights"](#) button to have the FAA User rights mirror the destination point administrator rights
- Use the "Apply to all institutions" button to assign the same service options and access rights for all institutions that do not necessarily mirror the DPA
- Use the "Clear all FAA access rights" button to clear all access rights for the FAA User

If you want to assign [access rights](#) that do not mirror the DPA rights, you may use this section. You may choose to initially select to mirror the DPA, then change access rights or institutions below. Or you may select to assign the same access rights for all institutions for a service and then modify.

To apply the same access rights for all institutions, select the service option and choose the access rights from the selections below. When finished, click "Apply to all institutions".

[FISAP Requests](#)

[Sort by School Code](#) | Sort by School Name

Please indicate what institutions the FAA user should have access to along with the type of access right :


	School Code	Institution Name	FISAP Requests
<input checked="" type="checkbox"/>	00189200	UNIVERSITY OF IOWA	<input type="button" value="Submit"/>

List of FAA Users Screen

SAIG Enrollment Form - Microsoft Internet Explorer

File Edit View Favorites Tools Help

Address <https://www.fsawebsenroll.ed.gov/PMFAAAdmin/PMFAAServlet.jrun> Go

 U.S. DEPARTMENT OF EDUCATION
STUDENT AID INTERNET GATEWAY - ENROLLMENT

[Skip navigation link](#)

Other Enrollment Links	View or change FAA user or access rights for TG50878
<ul style="list-style-type: none">Frequently Asked QuestionsHelpContact UsHomeOMB NO:1845-0002 Expiration Date: 12/31/2007 Burden StatementPrivacy Act	<p>Select a FAA user:</p> <p>Below is a list of the FAA users associated with this destination point. Please select the information to modify.</p> <p>Select the user name to view or update demographic information. Select the service link to view or update access rights. Select the "Add" link to add new access rights to the FAA user. To search for a FAA user by name, use your browser search function. Note: the flag next to the application system identifies "DPA like rights".</p> <p>ALMAZAN, ALEJANDRA</p> <p>2003-2004 Cycle ADD FISAP</p> <p>2004-2005 Cycle ADD FISAP</p> <p>2005-2006 Cycle CPS ADD FISAP</p> <p>2006-2007 Cycle CPS ADD FISAP</p> <p>2007-2008 Cycle ADD FISAP</p> <hr/> <p>BEEELER, LINDA</p> <p>2003-2004 Cycle</p>

Delete a FAA User Screen

SAIG Enrollment Form - Microsoft Internet Explorer

File Edit View Favorites Tools Help

Address <https://www.fsawebsenroll.ed.gov/PMFAAAdmin/PMFAAServlet.jrun> Go

FSA U.S. DEPARTMENT OF EDUCATION
FEDERAL STUDENT AID
STUDENT AID INTERNET GATEWAY - ENROLLMENT

Skip navigation link

Other Enrollment Links

- [Frequently Asked Questions](#)
- [Help](#)
- [Contact Us](#)
- [Home](#)
- OMB NO:1845-0002
- Expiration Date: 12/31/2007
- [Burden Statement](#)
- [Privacy Act](#)

View or change FAA user or access rights for TG50878

Select a FAA user:

Below is a list of the FAA users associated with this destination point. Please select the information to modify.

Select the user name to view or update demographic information.
Select the service link to view or update access rights.
Select the "Add" link to add new access rights to the FAA user.
To search for a FAA user by name, use your browser search function.
Note: the flag next to the application system identifies "DPA like rights".

[ALMAZAN, ALEJANDRA](#)

2003-2004 Cycle

[ADD FISAP](#)

2004-2005 Cycle

[ADD FISAP](#)

2005-2006 Cycle

[CPS](#)

[ADD FISAP](#)

2006-2007 Cycle

[CPS](#)

[ADD FISAP](#)

2007-2008 Cycle

[ADD FISAP](#)

[BEELER, LINDA](#)


2002-2003 Cycle

Check Your Mailbox Enrollment Screen

SAIG Enrollment Form - Microsoft Internet Explorer

File Edit View Favorites Tools Help

Address <https://www.fsawebebenroll.ed.gov/PMEnroll/PMServlet.jrun> Go



Skip navigation link

Other Enrollment Links

- ▣ [Frequently Asked Questions](#)
- ▣ [Help](#)
- ▣ [Contact Us](#)
- ▣ [Home](#)
- ▣ OMB NO:1845-0002
Expiration Date: 12/31/2007
[Burden Statement](#)
- ▣ [Privacy Act](#)

Review Destination Point Information for TG50878

Organization Name: UNIVERSITY OF IOWA (THE)
Destination Point Administrator: PETE SIDWELL
Secondary Destination Point Administrator:

Below is a list of the institutions associated with this Destination Point. Select a link to view service information for the corresponding institution.

[Search](#) by a specific organization name.

[Sort by Institution Code](#) | Sort by Institution Name

Institution Code	Institution Name	Direct Loan	DLORPT	CPS	FISAP	NSLDS Batch	NSLDS eCDR	Pell Grant Processing
G01892	UNIVERSITY OF IOWA	05-06 06-07	Yes					
001892	UNIVERSITY OF IOWA			05-06 06-07				04-05 05-06 06-07
00189200	UNIVERSITY OF IOWA				03-04 04-05 05-06 06-07 07-08			
00189200	UNIVERSITY OF IOWA					Yes	Yes	

[Home](#)

Review Your Organization's Mailboxes Screen

SAIG Enrollment Form - Microsoft Internet Explorer

File Edit View Favorites Tools Help

Address <https://www.fsawebenroll.ed.gov/PMEEnroll/PMServlet.jrun> Go



U.S. DEPARTMENT OF EDUCATION
STUDENT AID INTERNET GATEWAY - ENROLLMENT

[Skip navigation link](#)

Other Enrollment Links

- [Frequently Asked Questions](#)
- [Help](#)
- [Contact Us](#)
- [Home](#)
- OMB NO:1845-0002
Expiration Date:
12/31/2007
[Burden Statement](#)
- [Privacy Act](#)

Review Organization Information

Below is a listing of the TG numbers for your organization. Select a TG number by clicking on the respective hyperlink. You will be shown the Destination Point Administrator (DPA)/Secondary DPA and the services under that TG number and given the option of selecting hyperlinks for more information.

The first TG number displayed is the primary TG number.

TG Number	Destination Point Name	Destination Point Administrator	Status
TG50878	UNIVERSITY OF IOWA (THE)	PETE SIDWELL	PRIMARY
TG07128	UNIVERSITY OF IOWA-EVEN	SARA EVEN	Active
TG60584	UNIVERSITY OF IOWA-OAKES	BETH OAKES	Active
TG63698	UNIV OF IOWA-STUDENT LOAN-KOOKER	JENNIFER A KOOKER	Active
TG63699	UNIV OF IOWA-STUDENT LOAN-GOEDKEN	SHIRLEY J GOEDKEN	Active
TG71216	UNIVERSITY OF IOWA-KNAPPEN	LINDA KNAPPEN	Active
TG71218	UNIVERSITY OF IOWA-NUGENT	CARMEN NUGENT	Active
TG71220	UNIVERSITY OF IOWA-MANNING	CORY MANNING	Active
TG71221	UNIVERSITY OF IOWA-OSWEILER	THOMAS OSWEILER	Active
TG71223	UNIVERSITY OF IOWA-WILCOX	CATHY WILCOX	Active
TG71224	UNIVERSITY OF IOWA-PIERCE	LINDA PIERCE	Active
TG71227	UNIVERSITY OF IOWA-CARRELL	KELLY CARRELL	Active