

**Before the  
Federal Communications Commission  
Washington, D.C. 20554**

In the Matter of	)	
	)	
The Commercial Mobile Alert System	)	PS Docket No.07-287
	)	
	)	

**NOTICE OF PROPOSED RULEMAKING**

**Adopted: December 14, 2007;**

**Released: December 14, 2007**

**Comment Date: [30 days from the date of publication in Federal Register]**

**Reply Comment Date: [45 days from the date of publication in Federal Register]**

By the Commission:

**I. INTRODUCTION**

1. With this Notice of Proposed Rulemaking (NPRM), we initiate a comprehensive rulemaking to establish a Commercial Mobile Alert System (CMAS), under which Commercial Mobile Service providers may elect to transmit emergency alerts to the public. This proceeding represents our next step in compliance with the Warning Alert and Response Network (WARN) Act<sup>1</sup> requirement that the Commission enable commercial mobile service alerting capability for providers that elect to transmit emergency alerts.<sup>2</sup> In addition, with this rulemaking we continue to address our obligations under the President’s “Public Alert and Warning System” Executive Order that the Commission “adopt rules to ensure that communications systems have the capacity to transmit alerts and warnings to the public as part of the public alert and warning system.”<sup>3</sup>

2. Section 602 of the WARN Act requires the Commission to adopt: (1) system critical protocols and technical requirements for the CMAS; (2) a mechanism under which commercial mobile service providers (“CMS providers”) licensees<sup>4</sup> may elect to participate in the CMAS and disclose to their subscribers whether or not they will participate; (3) rules under which licensees and permittees of noncommercial educational (NCE) broadcast stations or public broadcast stations install necessary equipment and technologies on, or as part of, any broadcast television digital signal transmitter to enable the distribution of geographically targeted alerts by CMS providers that have elected to participate in the CMAS; and (4) technical testing requirements for CMS providers that elect to transmit emergency alerts and for the devices and equipment used by such providers for transmitting such alerts. In this NPRM we

---

<sup>1</sup> Security and Accountability For Every Port Act of 2006 (SAFE Port Act), Pub.L. 109-347, Title VI-Commercial Mobile Service Alerts (WARN Act).

<sup>2</sup> WARN Act, §602(a).

<sup>3</sup> See *Public Alert and Warning System*, Exec. Order No. 13,407, 71 Fed. Reg. 36975 (2006) (*Executive Order*), §3(b)(iii).

<sup>4</sup> For purposes of Section 602 of the WARN Act, Congress specifically defined “commercial mobile service” as that found in Section 332(d)(1) of the Communications Act of 1934, as amended, 47 U.S.C. § 332(d)(1). WARN Act § 602(b)(1)(A).

seek comment on questions pertaining to all of these statutory requirements.<sup>5</sup> We also seek comment about how the issues discussed in the NPRM relate to the Commission's activities in connection with the Emergency Alert System (EAS).<sup>6</sup>

3. By starting this rulemaking today, we take a significant step towards implementing one of our highest priorities -- to ensure that all Americans have the capability to receive timely and accurate alerts, warnings and critical information regarding impending disasters and other emergencies irrespective of what communications technologies they use. As we have learned from recent disasters such as the Southern California fires, the Virginia Tech shootings, and the 2005 hurricanes, such a capability is essential to enable Americans to take appropriate action to protect their families and themselves from loss of life or serious injury. This rulemaking represents our continued commitment to satisfy the mandate of the Communications Act that the Commission promote the safety of life and property through the use of wire and radio communication.<sup>7</sup>

4. This NPRM is the latest example of our commitment to enhance the redundancy, reliability and security of emergency alerts to the public by requiring that alerts be distributed over diverse communications platforms. Most recently, we expanded the EAS from its legacy in analog television and radio to include participation by digital television broadcasters, digital cable television providers, digital broadcast radio, Digital Audio Radio Service (DARS) and Direct Broadcast Satellite (DBS) systems.<sup>8</sup> As we noted in our 2005 EAS Further Notice of Proposed Rulemaking, wireless services are becoming equal to television and radio as an avenue to reach the American public quickly and efficiently.<sup>9</sup> As of June 2007, approximately 243 million Americans subscribed to wireless services.<sup>10</sup> Wireless service has progressed beyond voice communications and now provides subscribers with access to a wide range of information critical to their personal and business affairs. In times of emergency, Americans rely on their mobile telephony service to receive and retrieve critical, time-sensitive information. A comprehensive mobile alerting system would have the ability to reach people on the go in a short timeframe, even where they do not have access to broadcast radio or television or other sources of EAS. Providing critical alert information in this respect will ultimately help avert danger and save lives.

## II. BACKGROUND

5. On October 13, 2006, the President signed the Security and Accountability For Every Port (SAFE Port) Act into law.<sup>11</sup> Title VI of the SAFE Port Act, the WARN Act, establishes a process for CMS providers to elect to transmit emergency alerts to their subscribers. The WARN Act requires that

---

<sup>5</sup> As discussed in greater detail, *infra*, the WARN Act imposes different deadlines on the rulemakings required by sections 602(a), (b), and (c). We intend to complete these rulemakings through one or more orders on or before the relevant deadlines.

<sup>6</sup> See, e.g., *Review of the Emergency Alert System; Independent Spanish Broadcasters Association, the Office of Communication of the United Church of Christ, Inc., and the Minority Media and Telecommunications Council, Petition for Immediate Relief*, EB Docket No. 04-296, Second Report and Order and Further Notice of Proposed Rulemaking, 22 FCC Rcd 13275 (2007) (*EAS Second Report and Order and Further Notice of Proposed Rulemaking*).

<sup>7</sup> See 47 U.S.C. § 151.

<sup>8</sup> See *Review of the Emergency Alert System*, EB Docket No. 04-296, First Report and Order and Further Notice of Proposed Rulemaking, 20 FCC Rcd 18625 (2005) (*EAS First Report and Order and Further Notice*) at 18626.

<sup>9</sup> See *Review of the Emergency Alert System*, EB Docket No. 04-296, First Report and Order and Further Notice of Proposed Rulemaking, 20 FCC Rcd 18625 (2005) (*EAS First Report and Order and Further Notice*) at 18653.

<sup>10</sup> Cellular Telecommunications & Internet Association, Mid-Year 2007 Top-Line Survey Results, available at [http://files.ctia.org/pdf/CTIA\\_Survey\\_Mid\\_Year\\_2007.pdf](http://files.ctia.org/pdf/CTIA_Survey_Mid_Year_2007.pdf) (last viewed on December 12, 2007).

<sup>11</sup> See note 2, *supra*.

we engage in a series of activities to accomplish that goal. These requirements are listed below, followed by our activity to satisfy that requirement:

- By December 12, 2006 (60 days of enactment), we were required to establish an advisory committee to recommend system critical protocols and technical recommendations for the CMAS, and arrange for the Committee to hold its first meeting.<sup>12</sup> We formed the Commercial Mobile Service Alert Advisory Committee (CMSAAC), which had its first meeting on this date.<sup>13</sup>
- By April 13, 2007 (180 days of enactment), we were required to determine what constitutes “remote communities effectively unserved by commercial mobile service [ ] for the purpose of enabling residents of those communities to receive emergency alerts.” This required determination relates to a program<sup>14</sup> under which NOAA may issue grants to provide for outdoor alerting technologies. We issued a Declaratory Ruling addressing this issue on April 11, 2007.<sup>15</sup>
- By October 12, 2007 (one year of enactment), the CMSAAC was required to provide system critical recommendations regarding technical requirements and protocols for the CMAS to the Commission.<sup>16</sup> The CMSAAC submitted its report on this date. The CMSAAC recommendations are attached at Appendix B.<sup>17</sup>
- Within 180 days of receipt of the CMSAAC’s recommendations, we must complete a proceeding to adopt technical standards, protocols, procedures and technical requirements based on recommendations submitted by the CMSAAC, necessary to enable commercial mobile service alerting capability for commercial mobile service providers.<sup>18</sup>
- Within 90 days of our adoption of CMAS technical requirements, we must complete a proceeding to require NCE and public broadcast station licensees and permittees to install equipment to enable the distribution of geographically targeted alerts by CMS

---

<sup>12</sup> WARN Act, sections 603(a), (d).

<sup>13</sup> As required by the WARN Act, the CMSAAC consisted of representatives from state and local governments, federally recognized Indian tribes, representatives of the communications industry, including both wireless service providers and broadcasters, vendors and manufacturers and national organizations representing people with special needs. The Committee also included other qualified stakeholders such as representatives of the Federal Emergency Management Agency (FEMA) and the National Oceanic & Atmospheric Administration (NOAA). *See* Notice of Appointment of Members to the Commercial Mobile Service Alert Advisory Committee; Agenda for December 12, 2006 Meeting, *Public Notice*, 21FCC Rcd 14175, DA 06-2474 (2006).

<sup>14</sup> *See* WARN Act, section 605.

<sup>15</sup> In the Matter of Implementation of a Grant Program for Remote Community Alert Systems Pursuant to Section 605(a) of the Warning, Alert, and Response Network (WARN) Act, PS Docket No. 07-8, Declaratory Ruling, 22 FCC Rcd 7214 (2007).

<sup>16</sup> WARN Act, section 603(c).

<sup>17</sup> The CMSAAC held a total of six meetings during which it received progress reports from its internal working groups and presentations from interested parties. On October 3, 2007, the Committee approved a set of recommendations and submitted them on October 12, 2007. In developing its recommendations, the CMSAAC consulted the National Institute of Standards and Technology (NIST) as required by Section 603(g) of the WARN Act.

<sup>18</sup> WARN Act, section 602(a).

providers that have elected to transmit emergency alerts.

- Within 120 days of our adoption of CMAS technical requirements, we must complete a proceeding that, among other things, establishes the process by which CMS providers would elect to transmit emergency alerts to subscribers.<sup>19</sup>
- Within two years after completion of the technical rulemaking, we must examine whether CMS providers electing to transmit emergency alerts should continue to permit their subscribers the capability to block such alerts and must submit a report with its recommendations to Congress.<sup>20</sup>

### III. DISCUSSION

#### A. WARN Act Section 602(a) - Technical Requirements

6. Section 602(a) of the WARN Act requires that the Commission adopt technical standards, protocols, procedures, and other technical requirements based on the recommendations of the CMSAAC that will enable commercial mobile service alerting capability for CMS providers that voluntarily elect to transmit emergency alerts. The CMSAAC has recently completed its report,<sup>21</sup> and we seek comment generally on all the recommendations contained therein. Accordingly, we seek comment on the technical standards, protocols, procedures and other requirements that should be adopted to facilitate the transmission of emergency alerts by CMS providers.<sup>22</sup> We ask whether these recommendations, if adopted, would satisfy the requirements of the WARN Act and our goal of ensuring a robust, reliable and effective CMAS that could, in conjunction with other alerting systems and technologies, be used to transmit emergency alerts to all Americans, including those with special needs and those who do not speak English. We seek comment on whether the CMSAAC recommendations present an effective mechanism for alert originators at all levels of government to initiate emergency alerts and whether these recommendations could be implemented using a myriad of current and future technologies. Commenters should review all of the recommendations and comment, where appropriate, on the manner in which each of the recommendations contributes to an effective, unified system for the delivery of alerts over commercial mobile systems as envisioned by the WARN Act.<sup>23</sup> We further seek comment on any alternatives to the CMSAAC's recommendations. Comments that suggest alternatives to the CMSAAC's recommendations should address with sufficient detail how their proposed alternative would promote an effective CMAS as envisioned by the WARN Act.

---

<sup>19</sup> *Id.*, section 602(b)(1).

<sup>20</sup> *Id.*, section 602(b)(1)(E).

<sup>21</sup> Under the CMSAAC's proposed end-to-end CMAS, a Federal government entity, the "Alert Aggregator," would receive, aggregate and authenticate alerts originated by authorized alert initiators. Under this proposal, the Federal government entity would also serve as an "Alert Gateway" which would formulate alerts based on CMPS profiles and then send them to CMS provider "Gateways" across a secure interface. The CMS provider Gateway would send the alerts to the participating CMS providers' infrastructure which, in turn, would send them to a subscriber's mobile device. The CMSAAC recommendations include proposed technical requirements for virtually every component of a CMAS, including proposed government and CMS provider elements, alerting requirements geo-targeting requirements, and proposed standards for security reliability and performance.

<sup>22</sup> See CMSAAC recommendations at section 1.1.1.

<sup>23</sup> Commenters may use as the basis of their comments not only the Recommendations, but also the record on which the recommendations are based including the video records of the CMSAAC meetings and any materials submitted to the CMSAAC as public comments. These materials are available on the CMSAAC web site at <http://www.fcc.gov/pshs/cmsaac/>.

7. The CMSAAC's recommendations are detailed and highly technical in many places. As noted above, we have attached the CMSAAC's recommendations at Appendix B to this NPRM. Accordingly, rather than summarize each of the recommendations in this document, we provide descriptions of the major issues addressed by the CMSAAC's recommendations in order to facilitate a focused approach for public comment.

### 1. Available Transport Technologies

8. We seek comment on the availability of technologies now and in the future for the transmission of alerts over the CMAS. For example, to what extent do point-to-point and point-to-multipoint technologies provide viable solutions for a national CMAS? In this regard, we note that, the CMSAAC raised concerns regarding the viability of point-to-point solutions for a national alerting system.<sup>24</sup> We seek comment on these concerns. Specifically, can current generation point-to-point services such as short message service (SMS) be used to efficiently alert large populations of people within a short time frame? What impact would wireless 3G networks have on the SMS model?

9. Can point-to-multipoint technologies such as cell broadcast provide a viable transport solution for alerts transmitted over the CMAS? If current cell broadcasting does not provide a viable solution, what further development would be necessary to use cell broadcasting for the CMAS? Are there significant differences in how CDMA or GSM systems could employ cell broadcasting today and in the future? Are current mobile devices capable of receiving cell broadcast alerts?

10. We also seek comment, particularly from the EAS community, on whether a broadcast distribution model similar to that used to distribute EAS is consistent with the WARN Act and the CMAS. Could radio data systems like the Radio Broadcast Data System (RBDS), which do not require significant service provider infrastructure, nonetheless meet our goals for efficient delivery of alerts over the CMAS? What about emerging wireless broadcast technologies such as MediaFLO and DVB-H?<sup>25</sup> Comments should include a discussion concerning the broad range of devices intended to utilize the CMAS and potential impact on the subscriber service experience.

11. The CMAS as proposed by the CMSAAC likely will require a higher layer protocol that carries meta-data (administrative information) with the alert message, and can send authentication and authorization data to the alert's originator. We seek comment on whether this higher layer protocol is necessary for the CMAS. We also seek comment on how point-to-point, point-to-multi point and broadcast models could carry this information and provide the recommended authentication information. We further seek comment on any alternative methods for transmitting this data.

### 2. Federal Government's Role

12. What should be the Federal Government's role, if any, in managing the CMAS? The CMSAAC recommended that a Federal Government entity fulfill the roles of "Alert Aggregator" (*i.e.*, receive, accumulate and authenticate alerts originated by authorized alert initiators using the Common Alert Protocol (CAP))<sup>26</sup> and the "Alert Gateway" (*i.e.*, formulate an alert based on key fields in the CAP alert sent by the alert initiator and transmit the alert to corresponding gateways operated by each CMS provider). We seek comment on these recommendations. Is it necessary and desirable for a Federal government entity to assume these roles? If so, what Federal government entity would be appropriate?

---

<sup>24</sup> We note that the CMSAAC recommended that these technologies not be considered as part of the CMAS. See CMSAAC recommendations at section 5.2.

<sup>25</sup> See CMSAAC recommendations at section 5.2. MediaFLO and DVB-H are technologies developed to transmit television signals and other data to portable devices such as cell phones and PDAs.

<sup>26</sup> CAP is defined and discussed in detail in paragraph 14, *infra*.

Commenters suggesting that a Federal government entity other than the Commission should fulfill these roles should also address how we could implement such a recommendation, taking into account our statutory authority and jurisdiction. We also seek comment on whether a private sector entity could fulfill these roles either independently or pursuant to delegated authority by a Federal government entity (*e.g.*, under a “Memorandum of Understanding” (MoU) arrangement, similar to the one used by the Justice Department regarding Amber Alerts).

13. The CMSAAC also recommended that all alerts, whether national or local, would be funneled through this aggregator. Is a centralized system best positioned to accomplish the goals of the CMAS as envisioned by the WARN Act? Would this run the risk of creating a single point of failure? Further, we seek comment on the government alerting system capability to a) support the aggregation of alerts from emergency agencies down to county and municipal levels, b) distribute alerts to a diverse range of potential alerting systems, and c) interact and determine the status of such connected alerting systems. What is the role of state emergency agencies in such a scheme? Should the aggregator concept be expanded to include state and county emergency agencies, such as state and county emergency operations centers (EOCs)? Could this be done in a manner that could track a state’s role in any EAS activation? What equipment or security issues might be involved in expanding the scope of the system? What criteria should be established for determining the appropriateness of connecting an agency? What responsibilities should be attendant on connected agencies?

### 3. Use of the Common Alerting Protocol (CAP)

14. We seek comment on the CMSAAC’s recommendation that the CMAS use CAP as the basic alerting protocol from the alert initiator to the alert gateway.<sup>27</sup> We also seek comment about the use of CAP as a general, system-wide CMAS interface.<sup>28</sup> Is use of CAP currently practicable in the context of CMAS? If CAP use were mandated, how quickly could such use be introduced by all CMAS participants? We note that we have specifically mandated use of CAP recently in our EAS *Second Report and Order*, where we concluded that use of CAP would provide specific benefits to the evolving EAS.<sup>29</sup> As noted above, one of the key benefits of CAP is that it ensures that diverse alert systems and technologies can participate within a common, transparent framework. Would CAP as utilized in the context of CMAS promote similar transparency? To the extent that commenters believe that the use of CAP as proposed would not be appropriate, they should discuss in detail any alternative protocols.

### 4. Alert Formatting, Classes, and Content Issues

15. We seek comment on whether we should adopt a character limit for alerts transmitted over the CMAS. We note that the CMSAAC recommended that, at least initially, the technical limit of any CMAS alert should be 90 characters of text.<sup>30</sup> Commenters should provide detailed technical explanation

<sup>27</sup> See CMSAAC recommendations at section 1.1.1.

<sup>28</sup> CAP is an open, interoperable standard, whose standardized alert message format – based on the World Wide Web Consortium’s (“W3C’s”) Extensible Markup Language (“XML”) – is a text-based format that facilitates data sharing across different distribution systems. The agreed-upon XML format of CAP can be accepted by a wide variety of devices or systems, and the format also permits links to voice, audio or data files, images, and multilingual translations of the alert, and to links providing further information. The CAP standard specifies what fields an alert message can contain and what information can be included in the particular fields. A CAP alert can provide various fields, including message type, scope, incident, event information, event certainty, sender, geographic scope, and the time when an alert becomes effective and expires. CAP also facilitates interoperability between devices, an attribute essential to establishing a CMAS that can operate over multiple service platforms. See generally, *EAS Second Report and Order*.

<sup>29</sup> See *EAS Second Report and Order and Further Notice of Proposed Rulemaking*, 22 FCC Rcd at 13288 (noting that CAP is mandated only in the event it is adopted by the Federal Emergency Management Agency (FEMA).)

<sup>30</sup> See CMSAAC recommendations at section 1.1.1.

in support of their positions and explain the relationship between “payload” and “displayable message size” as referenced in the CMSAAC’s recommendations?<sup>31</sup>

16. We also seek comment on whether and to what extent emergency alerts should be classified. We specifically seek comment on the CMSAAC’s recommendation that there be three classes of Commercial Mobile Alerts: Presidential-level, Imminent threat to life and property; and Child Abduction Emergency or “AMBER Alert” Service.<sup>32</sup> For example, the CMSAAC recommended that the term “Imminent threat to life and property” be defined as “alerts where the CAP severity equals Extreme or Severe, CAP urgency is Immediate or Expected, and CAP certainty is Observed or Likely.” Is this proposed definition sufficient to set a proper threshold for the class of alerts that should be transmitted using the CMAS? We solicit examples of events meeting these criteria. Further, we seek comment on whether the choice of “imminent” represents a correct threshold? Does “imminent” apply to all types of threats, such as weather for example? Also, we note that CMS providers already support the transmission of Amber alerts to mobile devices using SMS technology. What is the added value of also including Amber Alerts in CMAS? What are the potential negatives if “too many” alerts are generated? What balance of alerts should be sought, and what factors should be considered in seeking such a balance?

17. We also seek comment on the content of CMAS alerts, including the CMSAAC’s recommendation that all service providers support, at minimum, a capability for a text based common alerting message format support across multiple service platform technologies.<sup>33</sup>

18. The CMSAAC also recommended that the elements of a Commercial Mobile Alert Message (CMAM) should be (1) event type or category, (2) area affected, (3) recommended action, (4) expiration time with time zone, and (4) sending agency.<sup>34</sup> We seek comment on these choices. Are they consistent with accepted industry practices for emergency alerts? Are they consistent with the evolving concept of CAP-formatted messages? The CMSAAC anticipated that the elements of a CMA would evolve as experience is gained by alert initiators. We seek comment on this assumption. How might CMAM elements evolve over time?

19. The CMSAAC also recommended a method for the automatic generation of alert text by extracting information from CAP fields, SAME codes and free-form text, but proposed that the CMAS allow the generation of free text in Amber Alerts and Presidential alerts.<sup>35</sup> We seek comment on this recommendation. We also seek comment on whether Presidential and Amber alerts can be structured to use automatic text.

20. We also seek comment on the CMSAAC’s recommended set of standardized alerting messages. Should the alert message include telephone numbers, URLs or other response and contact information in certain Commercial mobile alerts?<sup>36</sup> Is there public safety value to the inclusion of such information in a Commercial mobile alert? What, if any, would be the impact on the network? In prior emergencies, mobile traffic increased to the point of network congestion. What would be the impact on

---

<sup>31</sup> See *id.* at section 1.1.5.

<sup>32</sup> See *id.* at section 5.1.

<sup>33</sup> See *id.* at section 5.1.

<sup>34</sup> See *id.* at section 5.3.1.

<sup>35</sup> See *id.* at section 5.3.2.

<sup>36</sup> We note there was considerable discussion of this issue during the October 3 CMSAAC meeting. See Transcript of October 3, 2007 Meeting, at pp. 121-133, available at <http://www.fcc.gov/pshs/cmsaac/cmsaac-meetings.html> (last viewed December 12, 2007).

network congestion if subscribers were directed to a specific number (such as a “311” number in New York City) or URL?

## 5. Geographically Targeted Commercial Mobile Alerts

21. We seek comment on what level of precision we should require for the geographical targeting (geo-targeting) of CMAS alerts. In section 5.4 of its recommendations, the CMSAAC acknowledged “that it is the goal of the CMAS for CMSPs to be able to deliver geo-targeted alerts to the area specified by the Alert Initiator.”<sup>37</sup> However, the CMSAAC recommended that, due to current limited capabilities on the part of CMS providers, “an alert that is specified by a geocode, circle or polygon . . . will be transmitted to an area not larger than the CMSP’s approximation of coverage for the county or counties with which that geocode, circle or polygon intersects.”<sup>38</sup> We seek comment on this recommendation, including the assertion that technical limitations currently preclude dynamic geo-targeting at a level more granular than the county.<sup>39</sup>

22. The CMSAAC recognized that a “CMS provider may elect to target smaller areas” and recommended “that certain urban areas with populations exceeding 1,000,000 inhabitants or with other specialized alerting needs be identified for priority consideration regarding implementation of more precise geo-targeting.”<sup>40</sup> The CMSAAC recommended that a process be initiated by the Alert Gateway operator and the CMS providers to identify such priority locations by August, 2008, and recognized “the desire to move forward with this process on a small number of areas with particularly urgent alerting needs as soon as possible.”<sup>41</sup> We seek comment on these and the other recommendations raised in section 5.4 of the CMSAAC’s recommendations.

## 6. CMAS for Individuals with Disabilities and the Elderly

23. We seek comment on what, if any, technical or accessibility requirements we should adopt to ensure that commercial mobile alerts can be received by people with disabilities and the elderly.<sup>42</sup> The

---

<sup>37</sup> CMSAAC recommendations at section 5.4.

<sup>38</sup> *Id.* at section 5.4.1.

<sup>39</sup> *See id.* at section 5.4 (“The CMSAAC further recognizes that CMSPs currently have limited capability to deliver geo-targeted alerts.”). *See also* Presentation of Brian Daly, Leader of CMSAAC’s Communications Technology Group, CMSAAC Transcript of September 19, 2007 Meeting at pp 28 (“It’s really the issue with dynamically matching to RF coverage areas because if you take a map and draw a polygon or a circle, it’s challenging to figure out what cell sites are covering the area within that circle or polygon on a real-time basis, and that’s where the challenge comes in. . . .The technology needs to be evaluated to see what can be done in order to get down to those geographic areas.”).

<sup>40</sup> CMSAAC recommendations at section 5.4.1.a. We note that during a conference call on the topic of geo-targeting subsequent to the September 19, 2007 CMSAAC meeting, the City of New York’s representative expressed concern about county-based geo-targeting, particularly as it relates to the City of New York’s need to receive alerts at a more granular level.

<sup>41</sup> CMSAAC recommendation at section 5.4.1.a.

<sup>42</sup> *See* SAFE Port Act, 120 Stat. 1936-43, WARN Act [§ 603\(a\)](#). Beyond the WARN Act, there are numerous Federal statutes and policies directed toward achieving accessibility for persons with disabilities. *See, e.g.*, Americans With Disabilities Act of 1990 (ADA), Pub. L. No. 101-336, 104 Stat. 327, § 401 (1990) (Title II of ADA requires accessibility to state and local government programs and communications); The Rehabilitation Act of 1973, [Pub. L. No. 93-112, 87 Stat. 394, 29 U.S.C. § 794](#), as amended (section 504 of the Rehabilitation Act requires accessibility of Federal government programs); 47 U.S.C. § 255 (Communications Act accessibility requirements for telecommunications services and equipment where readily achievable); Exec. Order No. 13,347, 69 Fed. Reg. 44,573 (July 22, 2004) (establishing policies to ensure that the Federal Government appropriately supports safety and security for individuals with disabilities in situations involving disasters, and that Federal Government agencies consider the unique needs of employees with disabilities, and other individuals with disabilities served by such

(continued....)



CMSAAC submitted recommendations addressing the needs of users, including individuals with disabilities and the elderly, and we seek comment on these recommendations.<sup>43</sup> Among the major recommendations by the CMSAAC is a proposal that the CMAS support a common audio attention signal and a common vibrating cadence to be used solely for CMAS alerts. We seek comment on this recommendation. Does the CMAS need to require these attention signals for all users?<sup>44</sup> Further, the CMSAAC recommended that the alert initiator use clear and simple language whenever possible, with minimal use of abbreviations and that the mobile device be able to provide an easy way to allow the user to recall the message for review. We seek comment on these recommendations and other issues that parties wish to raise concerning users with special needs. The CMSAAC also recommended that legacy mobile devices not be required to support CMAS, notwithstanding that much of the special needs services will depend on features in the mobile device. We seek comment on this recommendation. Is there a way, perhaps through software upgrades, for present mobile devices to support CMAS? Could, and if so should, upgrades be performed over the air?

## 7. Transmission of CMAS Alerts in Languages Other than English

24. We seek comment on the technical feasibility of providing commercial mobile alerts in languages in addition to English. The CMSAAC suggested that there may be fundamental technical challenges to implementing parallel alerts in languages in addition to English. We seek comment on this view. We recognize the significant public safety interest in delivering alerts to speakers of languages other than English and strongly affirmed this principle in our May 2007 EAS *Second Report and Order*.<sup>45</sup> CMSAAC also asserted that multilingual (and geo-targeted) alerting would raise latency (alert delay) concerns.<sup>46</sup> How would requirements for multi-language alerts affect the generation and distribution of messages on a local, state and national level?

### B. WARN Act Section 602(b) - CMAS Election Rulemaking

25. Section 602(b) concerns commercial mobile service licensees' election to transmit or not transmit emergency alerts to subscribers. It requires the Commission to establish procedures by which a CMS provider will notify new and existing subscribers of its election and inform the Commission of its election and the method of its transmittal of alerts, and to establish procedures for a CMS provider to withdraw its election and afford existing subscribers to discontinue service upon notification of that withdrawal.

#### 1. Notice at Point of Sale

26. Under Section 602(b)(1), "within 120 days after the date on which [the Commission] adopts relevant technical standards and other technical requirements pursuant to subsection (a), the Commission shall complete a proceeding to allow any licensee providing commercial mobile service to transmit emergency alerts to subscribers to, or users of, the commercial mobile service provided by such licensee."

---

(...continued from previous page)

agencies, State, local, and tribal governments, and private organizations, in emergency preparedness planning); Exec. Order No. 13,407, 71 Fed. Reg. 36,975 (June 26, 2006) (directing the Secretary of Homeland Security to include in the public alert and warning system the capability to alert and warn all Americans, including those with disabilities and those without an understanding of the English language).

<sup>43</sup> See, e.g., CMSAAC recommendations at sections 5.5.2.1, 5.5.2.3.

<sup>44</sup> See Federal Emergency Management Agency (FEMA), *Accommodating Individuals with Disabilities in the Provision of Disaster Mass Care, Housing, and Human Services*, Reference Guide, at <http://www.fema.gov/oer/reference/>.

<sup>45</sup> See *EAS Second Report and Order and Further Notice of Proposed Rulemaking*, 22 FCC Rcd 13275, 13306.

<sup>46</sup> See CMSAAC recommendations at section 1.1.8.

The Commission shall “require any CMS licensee providing commercial mobile service that elects, in whole or in part, under paragraph (2) [Election] not to transmit emergency alerts to provide clear and conspicuous notice at the point of sale of any devices with which its commercial mobile service is included, that it will not transmit such alerts via the service it provides for the device.”<sup>47</sup>

27. CMSAAC recommended that CMS providers should have the discretion to determine how to provide this notice. Thus, as an initial matter, we seek comment on this recommendation. Alternatively, should we specify the methods by which a service provider should notify prospective and existing subscribers that it has elected not to offer emergency alerts? The Commission has established procedures in other proceedings concerning the provision of notice to subscribers and the display of information in a service provider’s places of business.<sup>48</sup> For purposes of this proceeding, we also would define any point of sale as any means - retail, telephone, or Internet-based - by which a service provider facilitates and promotes its services for sale to the public. We include third party, separately branded resellers as meeting the criteria for a point of sale. We seek comment on this choice.<sup>49</sup> Are there others that should be included?

28. In these commercial environments, what constitutes clear and conspicuous notice at the point of sale? Does a general notice in the form of a statement attesting to the election not to provide emergency alerts satisfy the statutory requirement? Does the language of the statute require the posting of a general notice in clear view of subscribers in the service provider’s stores, kiosks, third party reseller locations, web site (proprietary or third party), and any other venue through which the service provider’s devices and services are marketed or sold? What form would that general notice take; for example, should service providers include a placard of a particular size at the point of sale? Is notification in the service provider’s service subscription terms and conditions sufficient notice to subscribers? Does the clear and conspicuous standard require that each device sold by the service provider include a notice that emergency alerts are not included as a feature of the device or the service provider’s service? Does a service provider meet the condition of clear and conspicuous notification if it requires subscribers to read and indicate an understanding that the service provider does not offer emergency alerts? The CMSAAC has drafted recommended text by which CMS providers may indicate that they will not be electing to participate in the CMAS.<sup>50</sup> We seek comment on this text. Does it satisfy the statute?

29. The CMSAAC suggested that, because the WARN Act does not require any disclosure for a CMS provider that participates in the CMAS, no disclosure is required. We seek comment on this assertion. If a CMS provider only offers CMAS within part of its territory or only on certain mobile devices, where and how should the disclosure obligations apply?

## 2. Notifications to Existing Subscribers

30. With respect to existing subscribers, under section 602(b)(1)(C), the Commission shall “require any licensee providing commercial mobile service that elects under paragraph (2) not to transmit

---

<sup>47</sup> WARN Act, section 602(b)(1)(B).

<sup>48</sup> See, e.g., 47 C.F.R. § 63.71 (requiring any domestic service provider that seeks to discontinue, reduce or impair service to notify all affected subscribers of the planned discontinuance, reduction, or impairment of service, including a notice in writing to each affected subscriber with FCC mandated text); 47 C.F.R. § 63.90 (requiring a service provider discontinuing service to post a public notice of 20 inches by 24 inches in a conspicuous place and containing all pertinent information related to the discontinuance).

<sup>49</sup> We note that the Commission has extended certain obligations to resellers. For example, the Commission requires resellers of commercial mobile services to ensure that all mobile devices or other devices offered to their subscribers for voice communications are capable of transmitting enhanced 911 information to the appropriate PSAP. See 47 C.F.R. § 20.18(m).

<sup>50</sup> See CMSAAC recommendations at section 3.4.

emergency alerts to notify its existing subscribers of its election.”<sup>51</sup> Should CMS providers be granted the discretion to determine how to provide notice of non-election? If not, we seek comment on how such notification should be made, including the methods and duration of a service provider’s notification to existing subscribers of its election. Commercial mobile service providers regularly communicate service and equipment offers and upgrades to existing subscribers through direct mailings and through notification on paper bills. Do existing marketing and billing practices allow service providers to meet the requirement to notify existing subscribers of the service provider’s election? Are these types of existing communication methods sufficient to reach the service provider’s entire existing subscriber base? Commenters should take into account the fact that some service providers are offering their subscribers electronic billing and do not send a paper bill, and some service providers have opt-out programs allowing their subscribers to decline receiving any direct mailings from the service provider. Should service providers be required to notify existing subscribers by sending them a separate notice of a change in the terms and conditions of their service?<sup>52</sup> How should service providers notify pre-paid customers? Should service providers demonstrate to the Commission that they have met this requirement and, if so, how should they do so?<sup>53</sup> Should service providers be required to maintain a record of subscribers who have acknowledged receipt of the service provider’s notification?

### 3. Related Filings and Other Requirements

31. Sections 602(b)(2)(A), (B), (D) and (E) establish certain requirements for service providers electing to provide or not to provide emergency alerts to subscribers. As specified in the timelines of the WARN Act, the election process must be complete in September 2008. In several instances, the statute requires service providers to submit notifications to the Commission indicating its election, non-election, or its withdrawal from providing emergency alerts. Section 602(b)(2)(A) requires that, “within 30 days after the Commission issues its order under [section 602(b)], each licensee providing commercial mobile service shall file an election with the Commission with respect to whether or not it intends to transmit emergency alerts.”<sup>54</sup> Similarly, under section 602(b)(2)(B), a service provider that elects to transmit emergency alerts must “notify the Commission of its election” and “agree to transmit such alerts in a manner consistent with the technical standards, protocols, procedures, and other technical requirements implemented by the Commission.”<sup>55</sup> Further, section 602(b)(2)(D) requires the Commission to establish procedures relating to withdrawal of an election and the filing of late election notices with the Commission.<sup>56</sup> Under section 602(b)(2)(D)(i), “the Commission shall establish a procedure for a commercial mobile service licensee that has elected to transmit emergency alerts to withdraw its election without regulatory penalty or forfeiture upon advance written notification of the withdrawal to its affected subscribers.”<sup>57</sup> Finally, section 602(b)(2)(D)(ii) requires “the Commission to establish a procedure for a commercial mobile service licensee to elect to transmit emergency alerts at a date later than provided in

---

<sup>51</sup> WARN Act, section 602(b)(1)(C).

<sup>52</sup> For example, the Commission requires interconnected VoIP service providers to advise every subscriber, both new and existing, prominently and in plain language, of the circumstances under which E911 service may not be available through the interconnected VoIP service or may be in some way limited by comparison to traditional E911 service. *See* 47 C.F.R. § 9.5(e)(1).

<sup>53</sup> *See, e.g.*, 47 C.F.R. § 9.5(e)(2) (requiring interconnected VoIP service providers to obtain and keep a record of affirmative acknowledgment by every subscriber, both new and existing, of having received and understood the advisory on the limitations and availability of E911 service over VoIP platforms).

<sup>54</sup> WARN Act, section 602(b)(2)(A).

<sup>55</sup> *Id.*, section 602(b)(2)(B)(i-ii).

<sup>56</sup> *Id.*, section 602(b)(2)(D).

<sup>57</sup> *Id.*, section 602(b)(2)(D)(i).

subparagraph (A).”<sup>58</sup> The CMSAAC proposed a timeline for election based on its interpretation of the WARN Act.<sup>59</sup> We seek comment on this interpretation and timeline. Commenters with a different interpretation should provide detailed alternatives.

32. With respect to all these filing requirements, we request comment on the most efficient method for accepting, monitoring, and maintaining service provider election and withdrawal information. We anticipate that this information will be of interest to the public and will serve to aid consumers in their decision regarding which service provider can best meet their expectations for delivering emergency alerts. Should the Commission require electronic filing of the submission? With respect to the initial filing by the service provider of its intention to provide or not to provide emergency alerts, what should the CMS provider provide in its report to the Commission if it indicates its intention to provide emergency alerts? For example, we seek comment on the CMSAAC’s recommendations that, at a minimum, a CMS provider explicitly commits to support the development and deployment of technology for the following: the “C” reference point, the CMS provider Gateway, the CMS provider infrastructure, and the mobile device with CMAS functionality. The CMSAAC also suggests that the required technology may not be in place for some time. Accordingly, should electing CMS providers be able to specify when they will be able to offer mobile alerting?

33. With respect to notification that the service provider elects to provide emergency alerts, we seek comment on the manner by which service providers shall notify the Commission and attest to their adoption of the Commission’s standards, protocols, procedures and other technical requirements. Should the Commission require electronic filing of the submission? What should the CMS provider submit in its report to the Commission if it indicates its intention to provide emergency alerts?<sup>60</sup>

34. The statute allows service providers to withdraw from their election to provide emergency alerts, upon notification to the Commission and to subscribers. We seek comment on the proper mechanism for service providers to file this withdrawal with the Commission. We contemplate two scenarios: first, the service provider has elected to provide emergency alerts, but does not build the infrastructure, or second, the service provider elects to provide emergency alerts, does so to all or some portion of its coverage area, but then chooses to no longer provide alerts and elects to discontinue the service. With respect to the second scenario, how much advance service provider notification to subscribers should the Commission require prior to the service provider’s withdrawal of the service? What methods should service providers use to notify all existing subscribers at the service provider’s various points of sale? Should the Commission impose the same set of requirements considered under section 602(b)(1)(C) regarding notification to existing subscribers and potential subscribers that a service provider has elected not to provide emergency alerts? Were the Commission to allow some cost recovery mechanism,<sup>61</sup> what changes in that process should be required when a service provider ceases to provide emergency alerts? Should service providers be required to demonstrate or certify that they are no longer passing through costs to implement emergency alerts to subscribers?<sup>62</sup>

35. Section 602(b)(2)(D)(iii) requires the Commission to establish a procedure “under which a subscriber may terminate a subscription to service provided by a commercial mobile service licensee that withdraws its election without penalty or early termination fee.”<sup>63</sup> We seek comment on the procedures

---

<sup>58</sup> *Id.*, section 602(b)(2)(D)(ii).

<sup>59</sup> See CMSAAC recommendations at section 12.2.

<sup>60</sup> See, e.g., 47 C.F.R. § 9.5(e)(4) (requiring all interconnected VoIP providers to submit a letter to the Commission detailing their compliance with E911 regulations).

<sup>61</sup> See *infra*, ¶ 38.

<sup>62</sup> See *infra*, ¶ 39.

<sup>63</sup> WARN Act, section 602(b)(2)(D)(iii).

necessary to allow a subscriber to terminate service upon a service provider's withdrawal of its election to provide emergency alerts. In what manner should subscribers and potential subscribers be informed of their right to discontinue service? Is notification in the terms and conditions of service sufficient to apprise subscribers of their right to discontinue service without penalty or termination fee? Should the Commission prescribe a specific procedure for subscribers or should service providers submit to the Commission a description of their procedure for informing subscribers of their right to terminate service? What should such procedures be?

36. Section 602(b)(2)(E) states that "any commercial mobile service licensee electing to transmit emergency alerts may offer subscribers the capability of preventing the subscriber's device from receiving such alerts, or classes of such alerts, other than an alert issued by the President."<sup>64</sup> The CMSAAC recommended that the CMS providers should offer their subscribers a simple opt-out process.<sup>65</sup> With the exception of presidential messages, which are always transmitted, the CMSAAC recommended that the process should allow the choice to opt out of "all messages," "all severe messages," and AMBER Alerts.<sup>66</sup> The CMSAAC suggested that, because of differences in the way CMS providers and device manufacturers provision their menus and user interfaces, CMS providers and device manufacturers should have flexibility on how to present the opt-out choices to subscribers. We seek comment on the recommendations of the CMSAAC with respect to three choices of message types that a subscriber should be allowed to choose to opt out of receiving. We also seek comment on the CMSAAC recommendation that CMS providers and device manufacturers should have flexibility or whether the Commission should establish baseline criteria for informing subscribers of this capability and if any uniform standards for conveying that information to subscribers is required. We understand that current and future devices have different user interfaces and menu structures for enabling and disabling device features. To what extent is a uniform methodology for disabling this feature necessary? Are there more classes of alerts that should be considered?

37. Section 602(b)(2)(E) also provides that the Commission shall, within two years of the adoption of the technical requirements, "examine the issue of whether a [CMS provider] should continue to be permitted to offer its subscribers an opt-out capability."<sup>67</sup> We seek comment on the appropriate mechanism for doing so. Further, we seek comment on whether the Commission can expand the scope of this inquiry to other questions concerning the development of the CMAS. We note that the CMSAAC recommended this result because the CMAS is a new and untested system and will need periodic review as it is deployed.<sup>68</sup> We seek comment on this recommendation.

38. Section 602(b)(2)(C) states "[a] commercial mobile service licensee that elects to transmit emergency alerts may not impose a separate or additional charge for such transmission or capability."<sup>69</sup>

---

<sup>64</sup> *Id.*, section 602(b)(2)(E).

<sup>65</sup> See CMSAAC Recommendations at section 5.5.3.

<sup>66</sup> *Id.* Under the CMSAAC's recommendation, when the subscriber chooses to opt out of "all messages," only "presidential" messages will be received. *Id.* at p 57, n.13. When the subscriber chooses to opt out of "all severe messages," only "extreme messages, AMBER Alerts and presidential messages will still be received." *Id.* at p. 57, n.14. "Extreme" messages correspond to events of near-catastrophic proportions. See Transcript of July 18, 2007 Meeting, at pp. 37-38, available at <http://www.fcc.gov/pshs/cmsaac/cmsaac-meetings.html> (last viewed December 12, 2007). In developing the recommendation, the Committee believed that it was important that subscribers who opt out of "severe" alerts should still be able to receive these "extreme" alerts. See *id.* at p. 38. Finally, when the subscriber chooses to opt out of AMBER alerts, all alerts aside from AMBER alerts will still be received. *Id.* at p. 57, n.15.

<sup>67</sup> WARN Act, section 602(b)(2)(E).

<sup>68</sup> See CMSAAC recommendations at section 5.

<sup>69</sup> WARN Act, section 602(b)(2)(C).

Does this provision completely preclude a participating service provider's ability to recover costs associated with the provision of alerts?<sup>70</sup> What about CMAS-related services and technologies that are not used to deliver CMAS? Should the section's reference to "transmission or capability" be read narrowly? For example, much of the alert technology will reside in the subscriber's mobile device. Can the CMS providers recover CMAS-related developmental costs from the subscriber through mobile device charges based on a determination that mobile devices lie outside the "transmission or capability" language of the section?

**C. WARN Act Section 602(c) - Digital Television Transmission Towers  
Retransmission Capability Rulemaking**

39. Section 602(c) of the WARN Act requires that within 90 days of adoption of the technical requirements, we must complete a proceeding to require NCE and public broadcast station licensees and permittees to install equipment and technologies on, or as part of, any broadcast television digital signal transmitter to enable the distribution of geographically targeted alerts by CMS providers that have elected to transmit emergency alerts. We seek comment on this requirement. Specifically, we seek comment on whether the system described in this section is identical to the "Datacasting" system<sup>71</sup> that the Association of Public Television Stations (APTS) and FEMA are deploying as the backbone of the Digital Emergency Alert System (DEAS)? If so, would it be consistent with the WARN Act simply to implement the DEAS in a manner that complies with section 602(c) of the WARN Act?

40. How will this DTV-based system interface with the CMAS? How will this requirement regarding the geo-targeting of CMAMs fit into centrally administered CMAS as envisioned by the CMSAAC. How would the DTV-based system implement the message formats defined by the "C" interface? We also seek comment on the scope of this section. Although the caption of section 602(c) refers to digital television transmissions, it mandates that the Commission impose any equipment requirements to licensees and permittees of NCE and public broadcast stations as those terms are defined under Section 397(6) of the Communications Act. That provision references both radio and television broadcast stations. We seek comment on this definition as it relates to section 602(c) of the WARN Act. Is it a fair reading of the language to conclude that this section applies only to licensees and permittees of NCE and public broadcast television stations?

**D. WARN Act Section 602(f) - Testing**

41. Section 602(f) of the WARN Act provides that the Commission shall "require by regulation technical testing for commercial mobile service providers that elect to transmit emergency alerts and for the devices and equipment used by such providers for transmitting such alerts." We seek comment on what type of testing regime the Commission should require. We note that the CMSAAC proposed that in order to assure the reliability and performance of this new system, certain procedures for logging CMAS alerts at the Alert Gateway and for testing the system at the Alert Gateway and on an end-to-end basis should be implemented.<sup>72</sup> We seek comment on these proposed procedures. Do they satisfy the

---

<sup>70</sup> We note that during the CMSAAC's discussion of this issue, some members stated that it was anticipated that mobile devices may incur additional development and costs which could be passed on to the subscriber. See CMSAAC, Transcript of October 3, 2007 Meeting, at pp. 33- 62, available at <http://www.fcc.gov/pshs/cmsaac/cmsaac-meetings.html> (last viewed December 12, 2007).

<sup>71</sup> Datacasting is a one-way broadcast service where data is encoded and transmitted over-the-air within a public television station's digital signal. The transmission is then decoded by an inexpensive receiver. Through datacasting, digital public television stations can wirelessly distribute streamed video and data files to computers and computer networks – with a capacity equal to thirteen T-1 data lines. *Definition of Datacasting*, The Association of Public Television Stations (APTS), <http://www.aptv.org/PTVissues/digitalTV/datacasting.cfm>.

<sup>72</sup> See CMSAAC recommendations at section 9.5.

requirements of section 602(f) of the WARN Act? We particularly seek comment on whether there should be some form of testing of the CMAS that sends test messages to the mobile device and the subscriber.<sup>73</sup> Do the EAS testing rules offer a model for such tests? In those rules, internal systems test are combined with tests that are heard (or in some cases seen) by the public. Should some similar form of test that alerts the public be required in the CMAS? Should the testing process be invisible to the subscriber or should all subscribers participate in certain tests? If testing involves subscribers, how should subscribers be made aware of such tests?

#### **E. Overall Relationship of CMAS to EAS and Development of a National Alert System by FEMA**

42. As noted earlier, the Commission originally intended to consider in its rulemaking in EB Docket No. 04-296 whether wireless mobile service providers should be included in the EAS.<sup>74</sup> Notwithstanding various operational differences between the EAS and those requirements mandated by the WARN Act (chiefly, the voluntary participation model of the latter), both alert systems will provide important emergency information to American citizens. As such, both systems would seem to qualify for inclusion in the “national alert system,” to be developed and coordinated by FEMA, as envisaged by President Bush’s June 2006 Executive Order.<sup>75</sup> We seek comment about how the CMSAAC’s proposals for a CMAS relate to the directives contained in that Executive Order. We also seek comment about the overall compatibility of the CMAS with the EAS (*i.e.*, in addition to the specific questions that have been raised earlier in this *NPRM*). Should we mandate such compatibility? What steps would we need to take to ensure such compatibility? As related above, the CMSAAC has proposed use of CAP1.1 as the standard CMAS alert interface, and the Commission has mandated that CAP1.1 shall also be the standard interface for the evolving EAS (if it is adopted by FEMA). Would adoption and incorporation of CAP1.1 per the CMAS in and of itself ensure that it’s compatible with a CAP-formatted EAS alert delivery system? If not, what modifications to the CMSAAC’s proposals would be necessary to ensure such compatibility with the future National Alert System required under EO 13407? Finally, we also seek comment on what additional statutory authority, independent of the WARN Act, we have to implement a mobile alerting system.

#### **IV. PROCEDURAL MATTERS**

43. Comments and Reply Comments. Pursuant to sections 1.415 and 1.419 of the Commission’s rules, 47 C.F.R. §§ 1.415, 1.419, interested parties may file comments and reply comments on or before the dates indicated on the first page of this document. All filings should refer to PSHSB Docket No. 07-287. Comments may be filed using: (1) the Commission’s Electronic Comment Filing System (ECFS), (2) the Federal Government’s eRulemaking Portal, or (3) by filing paper copies. See *Electronic Filing of Documents in Rulemaking Proceedings*, 13 FCC Rcd 11322, 11326 (1998). For additional information on this proceeding, please contact Jeffrey Goldthorp ((202) 418-1096) or Tom Beers((202) 418-0952).

44. Electronic Filers: Comments may be filed electronically using the Internet by accessing the ECFS: <http://www.fcc.gov/cgb/ecfs/> or the Federal eRulemaking Portal: <http://www.regulations.gov>. Filers should follow the instructions provided on the website for submitting comments.

---

<sup>73</sup> We note that there was discussion of this issue during the October 3 CMSAAC meeting. See Transcript of October 3, 2007 Meeting, at pp. 155-159, available at <http://www.fcc.gov/pshs/cmsaac/cmsaac-meetings.html> (last viewed December 12, 2007).

<sup>74</sup> See *EAS Second Report and Order and Further Notice of Proposed Rulemaking*, 22 FCC Rcd 13275, 13298-99.

<sup>75</sup> Public Alert and Warning System, Exec. Order No. 13407, 71 Fed. Reg. 36975 (June 26, 2006).



45. For ECFS filers, if multiple docket or rulemaking numbers appear in the caption of this proceeding, filers must transmit one electronic copy of the comments for each docket or rulemaking number referenced in the caption. In completing the transmittal screen, filers should include their full name, U.S. Postal Service mailing address, and the applicable docket or rulemaking number. Parties may also submit an electronic comment by Internet e-mail. To get filing instructions, filers should send an e-mail to [ecfs@fcc.gov](mailto:ecfs@fcc.gov), and include the following words in the body of the message, “get form.” A sample form and directions will be sent in response.

46. Paper Filers: Parties who choose to file by paper must file an original and four copies of each filing. If more than one docket or rulemaking number appears in the caption of this proceeding, filers must submit two additional copies for each additional docket or rulemaking number.

47. Filings can be sent by hand or messenger delivery, by commercial overnight courier, or by first-class or overnight U.S. Postal Service mail (although we continue to experience delays in receiving U.S. Postal Service mail). All filings must be addressed to the Commission’s Secretary, Office of the Secretary, Federal Communications Commission.

48. The Commission’s contractor will receive hand-delivered or messenger-delivered paper filings for the Commission’s Secretary at 236 Massachusetts Avenue, NE., Suite 110, Washington, DC 20002. The filing hours at this location are 8:00 a.m. to 7:00 p.m. All hand deliveries must be held together with rubber bands or fasteners. Any envelopes must be disposed of before entering the building.

49. Commercial overnight mail (other than U.S. Postal Service Express Mail and Priority Mail) must be sent to 9300 East Hampton Drive, Capitol Heights, MD 20743.

50. U.S. Postal Service first-class, Express, and Priority mail should be addressed to 445 12<sup>th</sup> Street, SW, Washington DC 20554.

51. Comments and reply comments must include a short and concise summary of the substantive discussion and questions raised in the NPRM. We further direct all interested parties to include the name of the filing party and the date of the filing on each page of their comments and reply comments. We strongly encourage that parties track the organization set forth in this NPRM in order to facilitate our internal review process. Comments and reply comments must otherwise comply with section 1.48 and all other applicable sections of the Commission’s rules.<sup>76</sup>

52. People with Disabilities: To request materials in accessible formats for people with disabilities (Braille, large print, electronic files, audio format), send an e-mail to [fcc504@fcc.gov](mailto:fcc504@fcc.gov) or call the Consumer & Governmental Affairs Bureau at 202-418-0530 (voice), 202-418-0432 (tty).

53. Ex Parte Rules. These matters shall be treated as a “permit-but-disclose” proceeding in accordance with the Commission's ex parte rules.<sup>77</sup> Persons making oral ex parte presentations are reminded that memoranda summarizing the presentations must contain summaries of the substance of the presentations and not merely a listing of the subjects discussed. More than a one or two sentence description of the views and arguments presented is generally required.<sup>78</sup> Other requirements pertaining to oral and written presentations are set forth in section 1.1206(b) of the Commission's rules.<sup>79</sup>

---

<sup>76</sup> See 47 C.F.R. § 1.48.

<sup>77</sup> 47 C.F.R. §§ 1.1200-1.1216.

<sup>78</sup> 47 C.F.R. § 1.1206(b)(2).

<sup>79</sup> 47 C.F.R. § 1.1206(b).



54. Initial Regulatory Flexibility Analysis. As required by the Regulatory Flexibility Act of 1980, as amended, *see* 5 U.S.C. § 603, the Commission has prepared an Initial Regulatory Flexibility Analysis (“IRFA”) for this NPRM, of the possible significant economic impact on a substantial number of small entities by the policies and rules proposed in this NPRM. The IRFA is in Appendix A. Written public comments are requested on this IRFA. Comments must be identified as responses to the IRFA and must be filed by the deadlines for comments on the NPRM. The Commission will send a copy of the NPRM, including this IRFA, to the Chief Counsel for Advocacy of the Small Business Administration.<sup>80</sup> In addition, the NPRM and IRFA (or summaries thereof) will be published in the Federal Register.<sup>81</sup>

55. Initial Paperwork Reduction Act of 1995 Analysis. This document may contain proposed new or modified information collection requirements. The Commission, as part of its continuing effort to reduce paperwork burdens, invites the general public and the Office of Management and Budget (OMB) to comment on the information collection requirements contained in this document, as required by the Paperwork Reduction Act of 1995, Public Law 104-13. In addition, pursuant to the Small Business Paperwork Relief Act of 2002, Public Law 107-198, *see* 44 U.S.C. 3506(c)(4), we seek specific comment on how we might “further reduce the information collection burden for small business concerns with fewer than 25 employees.

## V. ORDERING CLAUSE

56. IT IS ORDERED, that pursuant to sections 1, 4(i) and (o), 201, 303(r), 403, and 706 of the Communications Act of 1934, as amended, 47 U.S.C. §§ 151, 154(i) and (o), 201, 303(r), 403, and 606, as well as by sections 602(a),(b),(c), (f), 603, 604 and 606 of the WARN Act, this Notice of Proposed Rulemaking IS hereby ADOPTED.

57. IT IS FURTHER ORDERED that the Commission’s Consumer and Government Affairs Bureau, Reference Information Center, SHALL SEND a copy of this Notice of Proposed Rulemaking, including the Initial Regulatory Flexibility Analysis, to the Chief Counsel for Advocacy of the Small Business Administration.

58. IT IS FURTHER ORDERED that the Commission’s Public Safety and Homeland Security Bureau, SHALL SEND a copy of this Notice of Proposed Rulemaking, including the Initial Regulatory Flexibility Analysis, to the National Institute for Standards and Technology (NIST).

FEDERAL COMMUNICATIONS COMMISSION

Marlene H. Dortch  
Secretary

---

<sup>80</sup> *See* 5 U.S.C. § 603(a).

<sup>81</sup> *Id.*

## APPENDIX A

## Initial Regulatory Flexibility Analysis

1. As required by the Regulatory Flexibility Act of 1980, as amended (RFA),<sup>1</sup> the Commission has prepared this present Initial Regulatory Flexibility Analysis (IRFA) of the possible significant economic impact on a substantial number of small entities by the policies and rules proposed in this Notice of Proposed Rulemaking (NPRM). Written public comments are requested on this IRFA. Comments must be identified as responses to the IRFA and must be filed by the deadlines for comments on the NPRM provided in Section IV of the item. The Commission will send a copy of the NPRM, including this IRFA, to the Chief Counsel for Advocacy of the Small Business Administration (SBA).<sup>2</sup> In addition, the NPRM and IRFA (or summaries thereof) will be published in the Federal Register.<sup>3</sup>

**A. Need for, and Objectives of, the Proposed Rules**

2. With the NPRM, the Federal Communications Commission (Commission), as required by the Warning Alert and Response Network (WARN) Act,<sup>4</sup> initiates a comprehensive rulemaking to establish a Commercial Mobile Alert System (CMAS), under which Commercial Mobile Service providers (alternatively, “CMS providers”) may voluntarily elect to transmit emergency alerts to the public. This proceeding represents our next step in compliance with the Warning Alert and Response Network (WARN) Act, that the Commission enable commercial mobile service alerting capability for CMS providers that elect to transmit emergency alerts.

3. Section 602 of the WARN Act requires the Commission to adopt: (1) system critical protocols and technical requirements for the CMAS; (2) a mechanism under which CMS providers<sup>5</sup> may elect to participate in the CMAS and disclose to their subscribers whether or not they would participate; (3) rules under which licensees and permittees of noncommercial educational (NCE) broadcast stations or public broadcast stations install necessary equipment and technologies on, or as part of, any broadcast television digital signal transmitter to enable the distribution of geographically targeted alerts by CMS providers that have elected to participate in the CMAS; and (4) technical testing requirements for CMS providers that elect to transmit emergency alerts and for the devices and equipment used by such providers for transmitting such alerts. In this NPRM we seek comment on questions pertaining to all of these statutory requirements.<sup>6</sup> We also seek comment about how the issues discussed in the NPRM relate to the Commission’s activities in connection with the Emergency Alert System (EAS).<sup>7</sup>

---

<sup>1</sup> See 5 U.S.C. § 603. The RFA, see 5 U.S.C. §§ 601-612, has been amended by the Small Business Regulatory Enforcement Fairness Act of 1996 (SBREFA), Pub. L. No. 104-121, Title II, 110 Stat. 857 (1996).

<sup>2</sup> See 5 U.S.C. § 603(a).

<sup>3</sup> *Id.*

<sup>4</sup> See NPRM, note 1, *supra*.

<sup>5</sup> See NPRM, note 4, *supra*, for definition of “commercial mobile service” under the WARN Act.

<sup>6</sup> As discussed in the NPRM, the WARN Act imposes different deadlines on the rulemakings required by sections 602(a), (b), and (c). We intend to complete these rulemakings through one or more orders on or before the relevant deadlines.

<sup>7</sup> See NPRM, note 6, *supra*.

**B. Legal Basis**

4. Authority for the actions proposed in the NPRM may be found in sections 1, 4(i) and (o), 201, 303(r), 403, and 706 of the Communications Act of 1934, as amended, 47 U.S.C. §§ 151, 154(i) and (o), 201, 303(r), 403, and 606, as well as by sections 602(a),(b),(c), (f), 603, 604 and 606 of the WARN Act.

**C. Description and Estimate of the Number of Small Entities to Which Rules Will Apply**

5. The RFA directs agencies to provide a description of, and, where feasible, an estimate of, the number of small entities that may be affected by the rules adopted herein.<sup>8</sup> The RFA generally defines the term “small entity” as having the same meaning as the terms “small business,” “small organization,” and “small governmental jurisdiction.”<sup>9</sup> In addition, the term “small business” has the same meaning as the term “small business concern” under the Small Business Act.<sup>10</sup> A “small business concern” is one which: (1) is independently owned and operated; (2) is not dominant in its field of operation; and (3) satisfies any additional criteria established by the Small Business Administration (SBA).<sup>11</sup>

6. Small Businesses. Nationwide, there are a total of approximately 22.4 million small businesses, according to SBA data.

7. Small Organizations. Nationwide, there are approximately 1.6 million small organizations.

8. Governmental Entities. The term “small governmental jurisdiction” is defined as “governments of cities, towns, townships, villages, school districts, or special districts, with a population of less than fifty thousand.” As of 2002, there were approximately 87,525 governmental jurisdictions in the United States. This number includes 38,967 county governments, municipalities, and townships, of which 37,373 (approximately 95.9%) have populations of fewer than 50,000, and of which 1,594 have populations of 50,000 or more. Thus, we estimate the number of small governmental jurisdictions overall to be 85,931 or fewer.

9. Wireless Telecommunications Carriers (except Satellite). Since 2007, the SBA has recognized wireless firms within this new, broad, economic census category.<sup>12</sup> Prior to that time, the SBA had developed a small business size standard for wireless firms within the now-superseded census categories of “Paging” and “Cellular and Other Wireless Telecommunications.”<sup>13</sup> Under the present and prior categories, the SBA has deemed a wireless business to be small if it has 1,500 or fewer employees. Because Census Bureau data are not yet available for the new category, we will estimate small business prevalence using the prior categories and associated data. For the first category of Paging, data for 2002

---

<sup>8</sup> 5 U.S.C. § 603(b).

<sup>9</sup> 5 U.S.C. § 601(6).

<sup>10</sup> 5 U.S.C. § 601(3) (incorporating by reference the definition of “small-business concern” in the Small Business Act, 15 U.S.C. § 632). Pursuant to 5 U.S.C. § 601(3), the statutory definition of a small business applies “unless an agency, after consultation with the Office of Advocacy of the Small Business Administration and after opportunity for public comment, establishes one or more definitions of such term which are appropriate to the activities of the agency and publishes such definition(s) in the Federal Register.” 5 U.S.C. § 601(3).

<sup>11</sup> 15 U.S.C. § 632.

<sup>12</sup> 13 C.F.R. § 121.201, NAICS code 517210.

<sup>13</sup> 13 C.F.R. § 121.201, NAICS codes 517211, 517212.

show that there were 807 firms that operated for the entire year.<sup>14</sup> Of this total, 804 firms had employment of 999 or fewer employees, and three firms had employment of 1,000 employees or more.<sup>15</sup> For the second category of Cellular and Other Wireless Telecommunications, data for 2002 show that there were 1,397 firms that operated for the entire year.<sup>16</sup> Of this total, 1,378 firms had employment of 999 or fewer employees, and 19 firms had employment of 1,000 employees or more.<sup>17</sup> Thus, using the prior categories and the available data, we estimate that the majority of wireless firms can be considered small.

10. Cellular Service. As noted, the SBA has developed a small business size standard for small businesses in the category “Wireless Telecommunications Carriers (except satellite).”<sup>18</sup> Under that SBA category, a business is small if it has 1,500 or fewer employees.<sup>19</sup> Since 2007, the SBA has recognized wireless firms within this new, broad, economic census category.<sup>20</sup> Prior to that time, the SBA had developed a small business size standard for wireless firms within the now-superseded census categories of “Paging” and “Cellular and Other Wireless Telecommunications.”<sup>21</sup> Under the present and prior categories, the SBA has deemed a wireless business to be small if it has 1,500 or fewer employees. Because Census Bureau data are not yet available for the new category, we will estimate small business prevalence using the prior categories and associated data.

11. For the first category of Paging, data for 2002 show that there were 807 firms that operated for the entire year.<sup>22</sup> Of this total, 804 firms had employment of 999 or fewer employees, and three firms had employment of 1,000 employees or more.<sup>23</sup> For the second category of Cellular and Other Wireless Telecommunications, data for 2002 show that there were 1,397 firms that operated for the entire year.<sup>24</sup> Of this total, 1,378 firms had employment of 999 or fewer employees, and 19 firms had employment of 1,000 employees or more.<sup>25</sup> Thus, using the prior categories and the available data, we estimate that the majority of wireless firms can be considered small.

12. Auctions. In addition, we note that, as a general matter, the number of winning bidders that qualify as small businesses at the close of an auction does not necessarily represent the number of small

---

<sup>14</sup> U.S. Census Bureau, 2002 Economic Census, Subject Series: Information, “Establishment and Firm Size (Including Legal Form of Organization,” Table 5, NAICS code 517211 (issued Nov. 2005).

<sup>15</sup> *Id.* The census data do not provide a more precise estimate of the number of firms that have employment of 1,500 or fewer employees; the largest category provided is for firms with “1000 employees or more.”

<sup>16</sup> U.S. Census Bureau, 2002 Economic Census, Subject Series: Information, “Establishment and Firm Size (Including Legal Form of Organization,” Table 5, NAICS code 517212 (issued Nov. 2005).

<sup>17</sup> *Id.* The census data do not provide a more precise estimate of the number of firms that have employment of 1,500 or fewer employees; the largest category provided is for firms with “1000 employees or more.”

<sup>18</sup> 13 C.F.R. § 121.201, North American Industry Classification System (NAICS) code 517210.

<sup>19</sup> *Id.*

<sup>20</sup> 13 C.F.R. § 121.201, NAICS code 517210.

<sup>21</sup> 13 C.F.R. § 121.201, NAICS codes 517211, 517212.

<sup>22</sup> U.S. Census Bureau, 2002 Economic Census, Subject Series: Information, “Establishment and Firm Size (Including Legal Form of Organization,” Table 5, NAICS code 517211 (issued Nov. 2005).

<sup>23</sup> *Id.* The census data do not provide a more precise estimate of the number of firms that have employment of 1,500 or fewer employees; the largest category provided is for firms with “1000 employees or more.”

<sup>24</sup> U.S. Census Bureau, 2002 Economic Census, Subject Series: Information, “Establishment and Firm Size (Including Legal Form of Organization,” Table 5, NAICS code 517212 (issued Nov. 2005).

<sup>25</sup> *Id.* The census data do not provide a more precise estimate of the number of firms that have employment of 1,500 or fewer employees; the largest category provided is for firms with “1000 employees or more.”

businesses currently in service. Also, the Commission does not generally track subsequent business size unless, in the context of assignments or transfers, unjust enrichment issues are implicated.

13. Broadband Personal Communications Service. The broadband Personal Communications Service (PCS) spectrum is divided into six frequency blocks designated A through F, and the Commission has held auctions for each block. The Commission has created a small business size standard for Blocks C and F as an entity that has average gross revenues of less than \$40 million in the three previous calendar years.<sup>26</sup> For Block F, an additional small business size standard for “very small business” was added and is defined as an entity that, together with its affiliates, has average gross revenues of not more than \$15 million for the preceding three calendar years.<sup>27</sup> These small business size standards, in the context of broadband PCS auctions, have been approved by the SBA.<sup>28</sup> No small businesses within the SBA-approved small business size standards bid successfully for licenses in Blocks A and B. There were 90 winning bidders that qualified as small entities in the C Block auctions. A total of 93 “small” and “very small” business bidders won approximately 40 percent of the 1,479 licenses for Blocks D, E, and F.<sup>29</sup> On March 23, 1999, the Commission reaucted 155 C, D, E, and F Block licenses; there were 113 small business winning bidders.<sup>30</sup> On January 26, 2001, the Commission completed the auction of 422 C and F PCS licenses in Auction 35.<sup>31</sup> Of the 35 winning bidders in this auction, 29 qualified as “small” or “very small” businesses. Subsequent events concerning Auction 35, including judicial and agency determinations, resulted in a total of 163 C and F Block licenses being available for grant.

14. Narrowband Personal Communications Service. The Commission held an auction for Narrowband Personal Communications Service (PCS) licenses that commenced on July 25, 1994, and closed on July 29, 1994. A second commenced on October 26, 1994 and closed on November 8, 1994. For purposes of the first two Narrowband PCS auctions, “small businesses” were entities with average gross revenues for the prior three calendar years of \$40 million or less.<sup>32</sup> Through these auctions, the Commission awarded a total of forty-one licenses, 11 of which were obtained by four small businesses.<sup>33</sup> To ensure meaningful participation by small business entities in future auctions, the Commission adopted a two-tiered small business size standard in the *Narrowband PCS Second Report and Order*.<sup>34</sup> A “small

---

<sup>26</sup> See Amendment of Parts 20 and 24 of the Commission’s Rules – Broadband PCS Competitive Bidding and the Commercial Mobile Radio Service Spectrum Cap, *Report and Order*, 11 FCC Rcd 7824, 7850-7852 ¶¶ 57-60 (1996); see also 47 C.F.R. § 24.720(b).

<sup>27</sup> See Amendment of Parts 20 and 24 of the Commission’s Rules – Broadband PCS Competitive Bidding and the Commercial Mobile Radio Service Spectrum Cap, *Report and Order*, 11 FCC Rcd 7824, 7852 ¶ 60.

<sup>28</sup> See Letter to Amy Zoslov, Chief, Auctions and Industry Analysis Division, Wireless Telecommunications Bureau, Federal Communications Commission, from Aida Alvarez, Administrator, Small Business Administration, dated December 2, 1998.

<sup>29</sup> FCC News, “Broadband PCS, D, E and F Block Auction Closes,” No. 71744 (rel. January 14, 1997).

<sup>30</sup> See “C, D, E, and F Block Broadband PCS Auction Closes,” *Public Notice*, 14 FCC Rcd 6688 (WTB 1999).

<sup>31</sup> See “C and F Block Broadband PCS Auction Closes; Winning Bidders Announced,” *Public Notice*, 16 FCC Rcd 2339 (2001).

<sup>32</sup> Implementation of Section 309(j) of the Communications Act – Competitive Bidding Narrowband PCS, *Third Memorandum Opinion and Order and Further Notice of Proposed Rulemaking*, 10 FCC Rcd 175, 196 ¶ 46 (1994).

<sup>33</sup> See “Announcing the High Bidders in the Auction of ten Nationwide Narrowband PCS Licenses, Winning Bids Total \$617,006,674,” *Public Notice*, PNWL 94-004 (rel. Aug. 2, 1994); “Announcing the High Bidders in the Auction of 30 Regional Narrowband PCS Licenses; Winning Bids Total \$490,901,787,” *Public Notice*, PNWL 94-27 (rel. Nov. 9, 1994).

<sup>34</sup> Amendment of the Commission’s Rules to Establish New Personal Communications Services, Narrowband PCS, *Second Report and Order and Second Further Notice of Proposed Rule Making*, 15 FCC Rcd 10456, 10476 ¶ 40 (2000).

business” is an entity that, together with affiliates and controlling interests, has average gross revenues for the three preceding years of not more than \$40 million.<sup>35</sup> A “very small business” is an entity that, together with affiliates and controlling interests, has average gross revenues for the three preceding years of not more than \$15 million.<sup>36</sup> The SBA has approved these small business size standards.<sup>37</sup> A third auction commenced on October 3, 2001 and closed on October 16, 2001. Here, five bidders won 317 (MTA and nationwide) licenses.<sup>38</sup> Three of these claimed status as a small or very small entity and won 311 licenses.

15. Wireless Communications Services. This service can be used for fixed, mobile, radiolocation, and digital audio broadcasting satellite uses in the 2305-2320 MHz and 2345-2360 MHz bands. The Commission defined “small business” for the wireless communications services (WCS) auction as an entity with average gross revenues of \$40 million for each of the three preceding years, and a “very small business” as an entity with average gross revenues of \$15 million for each of the three preceding years.<sup>39</sup> The SBA has approved these definitions.<sup>40</sup> The Commission auctioned geographic area licenses in the WCS service. In the auction, which commenced on April 15, 1997 and closed on April 25, 1997, there were seven bidders that won 31 licenses that qualified as very small business entities, and one bidder that won one license that qualified as a small business entity.

16. 700 MHz Guard Bands Licenses. In the *700 MHz Guard Bands Order*, the Commission adopted size standards for “small businesses” and “very small businesses” for purposes of determining their eligibility for special provisions such as bidding credits and installment payments.<sup>41</sup> A small business in this service is an entity that, together with its affiliates and controlling principals, has average gross revenues not exceeding \$40 million for the preceding three years.<sup>42</sup> Additionally, a “very small business” is an entity that, together with its affiliates and controlling principals, has average gross revenues that are not more than \$15 million for the preceding three years.<sup>43</sup> SBA approval of these definitions is not required.<sup>44</sup> An auction of 52 Major Economic Area (MEA) licenses for each of two spectrum blocks commenced on September 6, 2000, and closed on September 21, 2000.<sup>45</sup> Of the 104 licenses auctioned, 96 licenses were sold to nine bidders. Five of these bidders were small businesses that

---

<sup>35</sup> *Id.*

<sup>36</sup> *Id.*

<sup>37</sup> See Letter to Amy Zoslov, Chief, Auctions and Industry Analysis Division, Wireless Telecommunications Bureau, Federal Communications Commission, from Aida Alvarez, Administrator, Small Business Administration, dated December 2, 1998.

<sup>38</sup> See “Narrowband PCS Auction Closes,” *Public Notice*, 16 FCC Rcd 18663 (WTB 2001).

<sup>39</sup> Amendment of the Commission’s Rules to Establish Part 27, the Wireless Communications Service (WCS), *Report and Order*, 12 FCC Rcd 10785, 10879 ¶ 194 (1997).

<sup>40</sup> See Letter to Amy Zoslov, Chief, Auctions and Industry Analysis Division, Wireless Telecommunications Bureau, Federal Communications Commission, from Aida Alvarez, Administrator, Small Business Administration, dated December 2, 1998.

<sup>41</sup> See Service Rules for the 746-764 MHz Bands, and Revisions to Part 27 of the Commission’s Rules, *Second Report and Order*, 15 FCC Rcd 5299 (2000).

<sup>42</sup> *Id.* at 5343 ¶ 108.

<sup>43</sup> *Id.*

<sup>44</sup> *Id.* At 5343 ¶ 108 n.246 (for the 746-764 MHz and 776-704 MHz bands, the Commission is exempt from 15 U.S.C. § 632, which requires Federal agencies to obtain Small Business Administration approval before adopting small business size standards).

<sup>45</sup> See “700 MHz Guard Bands Auction Closes: Winning Bidders Announced,” *Public Notice*, 15 FCC Rcd 18026 (2000).

won a total of 26 licenses. A second auction of remaining 700 MHz Guard Bands licenses commenced on February 13, 2001, and closed on February 21, 2001. All eight of the licenses auctioned were sold to three bidders. One of these bidders was a small business that won a total of two licenses.<sup>46</sup> Subsequently, in the *700 MHz Second Report and Order*, the Commission reorganized the licenses pursuant to an agreement among most of the licensees, resulting in a spectral relocation of the first set of paired spectrum block licenses, and an elimination of the second set of paired spectrum block licenses (many of which were already vacant, reclaimed by the Commission from Nextel).<sup>47</sup> A single licensee that did not participate in the agreement was grandfathered in the initial spectral location for its two licenses in the second set of paired spectrum blocks.<sup>48</sup> Accordingly, at this time there are 54 licenses in the 700 MHz Guard Bands.

17. 700 MHz Band Commercial Licenses. There is 80 megahertz of non-Guard Band spectrum in the 700 MHz Band that is designated for commercial use: 698-757, 758-763, 776-787, and 788-793 MHz Bands. With one exception, the Commission adopted criteria for defining two groups of small businesses for purposes of determining their eligibility for bidding credits at auction. These two categories are: (1) “small business,” which is defined as an entity that has attributed average annual gross revenues that do not exceed \$15 million during the preceding three years; and (2) “very small business,” which is defined as an entity with attributed average annual gross revenues that do not exceed \$40 million for the preceding three years.<sup>49</sup> In Block C of the Lower 700 MHz Band (710-716 MHz and 740-746 MHz), which was licensed on the basis of 734 Cellular Market Areas, the Commission adopted a third criterion for determining eligibility for bidding credits: an “entrepreneur,” which is defined as an entity that, together with its affiliates and controlling principals, has average gross revenues that are not more than \$3 million for the preceding three years.<sup>50</sup> The SBA has approved these small size standards.<sup>51</sup>

18. An auction of 740 licenses for Blocks C (710-716 MHz and 740-746 MHz) and D (716-722 MHz) of the Lower 700 MHz Band commenced on August 27, 2002, and closed on September 18, 2002. Of the 740 licenses available for auction, 484 licenses were sold to 102 winning bidders. Seventy-two of the winning bidders claimed small business, very small business, or entrepreneur status and won a total of 329 licenses.<sup>52</sup> A second auction commenced on May 28, 2003, and closed on June 13, 2003, and included 256 licenses: five EAG licenses and 251 CMA licenses.<sup>53</sup> Seventeen winning bidders claimed small or very small business status and won 60 licenses, and nine winning bidders claimed entrepreneur status and won 154 licenses.<sup>54</sup>

---

<sup>46</sup> See “700 MHz Guard Bands Auctions Closes: Winning Bidders Announced,” *Public Notice*, 16 FCC Rcd 4590 (WTB 2001).

<sup>47</sup> See In the Matter of Service Rules for the 698-746, 747-762 and 777-792 MHz Bands, WT Docket 06-150, *Second Report and Order*, 22 FCC Rcd 15289, 15339-15344 ¶¶ 118-134 (2007) (*700 MHz Second Report and Order*).

<sup>48</sup> *Id.*

<sup>49</sup> See Auction of 700 MHz Band Licenses Scheduled for January 24, 2008, AU Docket No. 07-157, *Notice and Filing Requirements, Minimum Opening Bids, Reserve Prices, Upfront Payments, and Other Procedures for Auctions 73 and 76*, DA 07-4171 at ¶ 70 (WTB rel. Oct. 5, 2007); Reallocation and Service Rules for the 698-746 MHz Spectrum Band (Television Channels 52-59), *Report and Order*, 17 FCC Rcd 1022, 1087-88 (2002).

<sup>50</sup> *Id.* at 1088.

<sup>51</sup> See Letter to Thomas Sugrue, Chief, Wireless Telecommunications Bureau, Federal Communications Commission, from Aida Alvarez, Administrator, Small Business Administration, dated August 10, 1999.

<sup>52</sup> See “Lower 700 MHz Band Auction Closes,” *Public Notice*, 17 FCC Rcd 17272 (WTB 2002).

<sup>53</sup> See “Lower 700 MHz Band Auction Closes,” *Public Notice*, 18 FCC Rcd 11873 (WTB 2003).

<sup>54</sup> *Id.*

19. The remaining 62 megahertz of commercial spectrum is currently scheduled for auction on January 24, 2008. As explained above, bidding credits for all of these licenses will be available to “small businesses” and “very small businesses.”

20. Advanced Wireless Services. In the *AWS-1 Report and Order*, the Commission adopted rules that affect applicants who wish to provide service in the 1710-1755 MHz and 2110-2155 MHz bands.<sup>55</sup> The Commission did not know precisely the type of service that a licensee in these bands might seek to provide. Nonetheless, the Commission anticipated that the services that will be deployed in these bands may have capital requirements comparable to those in the broadband Personal Communications Service (PCS), and that the licensees in these bands will be presented with issues and costs similar to those presented to broadband PCS licensees. Further, at the time the broadband PCS service was established, it was similarly anticipated that it would facilitate the introduction of a new generation of service. Therefore, the *AWS-1 Report and Order* adopts the same small business size definition that the Commission adopted for the broadband PCS service and that the SBA approved.<sup>56</sup> In particular, the *AWS-1 Report and Order* defines a “small business” as an entity with average annual gross revenues for the preceding three years not exceeding \$40 million, and a “very small business” as an entity with average annual gross revenues for the preceding three years not exceeding \$15 million. The *AWS-1 Report and Order* also provides small businesses with a bidding credit of 15 percent and very small businesses with a bidding credit of 25 percent.

21. Broadband Radio Service and Educational Broadband Service. Broadband Radio Service (“BRS”), formerly known as Multipoint Distribution Service (“MDS”),<sup>57</sup> and Educational Broadband Service (“EBS”), formerly known as Instructional Television Fixed Service (“ITFS”),<sup>58</sup> use frequencies at 2150-2162 and 2500-2690 MHz to transmit video programming and provide broadband services to residential subscribers.<sup>59</sup> These services, collectively referred to as “wireless cable,” were originally designed for the delivery of multichannel video programming, similar to that of traditional cable systems, but over the past several years licensees have focused their operations instead on providing two-way high-speed Internet access services.<sup>60</sup> We estimate that the number of wireless cable subscribers is approximately 100,000, as of March 2005. As described below, the SBA small business size standard for the broad census category of Cable and Other Program Distribution, which consists of such entities

---

<sup>55</sup> Service Rules for Advanced Wireless Services in the 1.7 GHz and 2.1 GHz Bands, WT Docket No. 02-353, *Report and Order*, 18 FCC Rcd 25162 (2003) (*AWS-1 Report and Order*).

<sup>56</sup> See Implementation of Section 309(j) of the Communications Act -- Competitive Bidding, *Third Memorandum Opinion and Order and Further Notice of Proposed Rulemaking*, 10 FCC Rcd 175, 196 (1995); Implementation of Section 309(j) of the Communications Act -- Competitive Bidding, *Fifth Report and Order*, 9 FCC Rcd 5581-5584 (1995); 47 C.F.R. §§ 24.320(b) and 24.720(b).

<sup>57</sup> See 47 C.F.R. Part 21, subpart K; Amendment of Parts 1, 21, 73, 74 and 101 of the Commission’s Rules to Facilitate the Provision of Fixed and Mobile Broadband Access, Educational and Other Advanced Services in the 2150-2162 and 2500-2690 MHz Bands; Part 1 of the Commission’s Rules - Further Competitive Bidding Procedures; Amendment of Parts 21 and 74 to Enable Multipoint Distribution Service and the Instructional Television Fixed Service Amendment of Parts 21 and 74 to Engage in Fixed Two-Way Transmissions; Amendment of Parts 21 and 74 of the Commission’s Rules With Regard to Licensing in the Multipoint Distribution Service and in the Instructional Television Fixed Service for the Gulf of Mexico, 19 FCC Rcd 14165 (2004) (*MDS/ITFS Order*).

<sup>58</sup> See 47 C.F.R. Part 74, subpart I; *MDS/ITFS Order*, 19 FCC Rcd 14165.

<sup>59</sup> See *Annual Assessment of the Status of Competition in the Market for the Delivery of Video Programming, Eleventh Annual Report*, 20 FCC Rcd 2507, 2565 ¶ 131 (2006) (“2006 Cable Competition Report”).

<sup>60</sup> *Id.*



generating \$13.5 million or less in annual receipts, appears applicable to MDS and ITFS.<sup>61</sup> Other standards also apply, as described.

22. The Commission has defined small MDS (now BRS) entities in the context of Commission license auctions. In the 1996 MDS auction,<sup>62</sup> the Commission defined a small business as an entity that had annual average gross revenues of less than \$40 million in the previous three calendar years.<sup>63</sup> This definition of a small entity in the context of MDS auctions has been approved by the SBA.<sup>64</sup> In the MDS auction, 67 bidders won 493 licenses. Of the 67 auction winners, 61 claimed status as a small business. At this time, the Commission estimates that of the 61 small business MDS auction winners, 48 remain small business licensees. In addition to the 48 small businesses that hold BTA authorizations, there are approximately 392 incumbent MDS licensees that have gross revenues that are not more than \$40 million and are thus considered small entities.<sup>65</sup> MDS licensees and wireless cable operators that did not receive their licenses as a result of the MDS auction fall under the SBA small business size standard for Cable and Other Program Distribution. Information available to us indicates that there are approximately 850 of these licensees and operators that do not generate revenue in excess of \$13.5 million annually. Therefore, we estimate that there are approximately 850 small entity MDS (or BRS) providers, as defined by the SBA and the Commission's auction rules.

23. Educational institutions are included in this analysis as small entities; however, the Commission has not created a specific small business size standard for ITFS (now EBS).<sup>66</sup> We estimate that there are currently 2,032 EBS licensees, and all but 100 of the licenses are held by educational institutions. Thus, we estimate that at least 1,932 EBS licensees are small entities.

24. Common Carrier Paging. As noted, the SBA has developed a small business size standard for wireless firms within the broad economic census category of "Wireless Telecommunications Carriers (except Satellite)."<sup>67</sup> Under this category, the SBA deems a business to be small if it has 1,500 or fewer employees. Since 2007, the SBA has recognized wireless firms within this new, broad, economic census category.<sup>68</sup> Prior to that time, the SBA had developed a small business size standard for wireless firms within the now-superseded census categories of "Paging" and "Cellular and Other Wireless Telecommunications."<sup>69</sup> Under the present and prior categories, the SBA has deemed a wireless business to be small if it has 1,500 or fewer employees. Because Census Bureau data are not yet available for the new category, we will estimate small business prevalence using the prior categories and associated data. For the first category of Paging, data for 2002 show that there were 807 firms that operated for the entire

---

<sup>61</sup> 13 C.F.R. § 121.201, NAICS code 515210.

<sup>62</sup> MDS Auction No. 6 began on November 13, 1995, and closed on March 28, 1996 (67 bidders won 493 licenses).

<sup>63</sup> 47 C.F.R. § 21.961(b)(1).

<sup>64</sup> See *ITFS Order*, 10 FCC Rcd at 9589.

<sup>65</sup> 47 U.S.C. § 309(j). Hundreds of stations were licensed to incumbent MDS licensees prior to implementation of Section 309(j) of the Communications Act of 1934, 47 U.S.C. § 309(j). For these pre-auction licenses, the applicable standard is SBA's small business size standards for "all other telecommunications" (annual receipts of \$23.5 million or less). See 13 C.F.R. § 121.201, NAICS code 517919.

<sup>66</sup> In addition, the term "small entity" under SBREFA applies to small organizations (nonprofits) and to small governmental jurisdictions (cities, counties, towns, townships, villages, school districts, and special districts with populations of less than 50,000). 5 U.S.C. §§ 601(4)-(6). We do not collect annual revenue data on EBS licensees.

<sup>67</sup> 13 C.F.R. § 121.201, NAICS code 517211.

<sup>68</sup> 13 C.F.R. § 121.201, NAICS code 517210.

<sup>69</sup> 13 C.F.R. § 121.201, NAICS codes 517211, 517210.

year.<sup>70</sup> Of this total, 804 firms had employment of 999 or fewer employees, and three firms had employment of 1,000 employees or more.<sup>71</sup> For the second category of Cellular and Other Wireless Telecommunications, data for 2002 show that there were 1,397 firms that operated for the entire year.<sup>72</sup> Of this total, 1,378 firms had employment of 999 or fewer employees, and 19 firms had employment of 1,000 employees or more.<sup>73</sup> Thus, using the prior categories and the available data, we estimate that the majority of wireless firms can be considered small. Thus, under this category, the majority of firms can be considered small.

25. In the Paging *Third Report and Order*, we developed a small business size standard for “small businesses” and “very small businesses” for purposes of determining their eligibility for special provisions such as bidding credits and installment payments.<sup>74</sup> A “small business” is an entity that, together with its affiliates and controlling principals, has average gross revenues not exceeding \$15 million for the preceding three years. Additionally, a “very small business” is an entity that, together with its affiliates and controlling principals, has average gross revenues that are not more than \$3 million for the preceding three years.<sup>75</sup> The SBA has approved these small business size standards.<sup>76</sup> An auction of Metropolitan Economic Area licenses commenced on February 24, 2000, and closed on March 2, 2000.<sup>77</sup> Of the 985 licenses auctioned, 440 were sold. Fifty-seven companies claiming small business status won. Also, according to Commission data, 365 carriers reported that they were engaged in the provision of paging and messaging services.<sup>78</sup> Of those, we estimate that 360 are small, under the SBA-approved small business size standard.<sup>79</sup>

26. Wireless Communications Service. This service can be used for fixed, mobile, radiolocation, and digital audio broadcasting satellite uses. The Commission established small business size standards for the wireless communications services (WCS) auction.<sup>80</sup> A “small business” is an entity with average gross revenues of \$40 million for each of the three preceding years, and a “very small business” is an entity with average gross revenues of \$15 million for each of the three preceding years. The SBA has

---

<sup>70</sup> U.S. Census Bureau, 2002 Economic Census, Subject Series: Information, “Establishment and Firm Size (Including Legal Form of Organization,” Table 5, NAICS code 517211 (issued Nov. 2005).

<sup>71</sup> *Id.* The census data do not provide a more precise estimate of the number of firms that have employment of 1,500 or fewer employees; the largest category provided is for firms with “1000 employees or more.”

<sup>72</sup> U.S. Census Bureau, 2002 Economic Census, Subject Series: Information, “Establishment and Firm Size (Including Legal Form of Organization,” Table 5, NAICS code 517212 (issued Nov. 2005).

<sup>73</sup> *Id.* The census data do not provide a more precise estimate of the number of firms that have employment of 1,500 or fewer employees; the largest category provided is for firms with “1000 employees or more.”

<sup>74</sup> *Amendment of Part 90 of the Commission’s Rules to Provide for the Use of the 220-222 MHz Band by the Private Land Mobile Radio Service*, PR Docket No. 89-552, Third Report and Order and Fifth Notice of Proposed Rulemaking, 12 FCC Rcd 10943, 11068-70, paras. 291-295, 62 FR 16004 (Apr. 3, 1997).

<sup>75</sup> See Letter to Amy Zoslov, Chief, Auctions and Industry Analysis Division, Wireless Telecommunications Bureau, FCC, from A. Alvarez, Administrator, SBA (Dec. 2, 1998).

<sup>76</sup> *Revision of Part 22 and Part 90 of the Commission’s Rules to Facilitate Future Development of Paging Systems*, Memorandum Opinion and Order on Reconsideration and Third Report and Order, 14 FCC Rcd 10030, paras. 98-107 (1999).

<sup>77</sup> *Id.* at 10085, para. 98.

<sup>78</sup> FCC Wireline Competition Bureau, Industry Analysis and Technology Division, “Trends in Telephone Service” at Table 5.3., page 5-5 (Feb. 2007). This source uses data that are current as of October 20, 2005.

<sup>79</sup> *Id.*

<sup>80</sup> Public Notice, “Auction of Wireless Communications Services, Auction Notes and Filing Requirements for 128 WCS Licenses Scheduled for April 15, 1997,” DA 97-386, Feb. 21, 1997.

approved these small business size standards.<sup>81</sup> The Commission auctioned geographic area licenses in the WCS service. In the auction, there were seven winning bidders that qualified as “very small business” entities, and one that qualified as a “small business” entity.

27. Wireless Communications Equipment Manufacturers. While these entities are merely indirectly affected by our action, we see are describing them to achieve a fuller record. The Census Bureau defines this category as follows: “This industry comprises establishments primarily engaged in manufacturing radio and television broadcast and wireless communications equipment. Examples of products made by these establishments are: transmitting and receiving antennas, cable television equipment, GPS equipment, pagers, cellular phones, mobile communications equipment, and radio and television studio and broadcasting equipment.” The SBA has developed a small business size standard for Radio and Television Broadcasting and Wireless Communications Equipment Manufacturing, which is: all such firms having 750 or fewer employees. According to Census Bureau data for 2002, there were a total of 1,041 establishments in this category that operated for the entire year. Of this total, 1,010 had employment of under 500, and an additional 13 had employment of 500 to 999. Thus, under this size standard, the majority of firms can be considered small.

28. Software Publishers. While these entities are merely indirectly affected by our action, we are describing them to achieve a fuller record. These companies may design, develop or publish software and may provide other support services to software purchasers, such as providing documentation or assisting in installation. The companies may also design software to meet the needs of specific users. The SBA has developed a small business size standard of \$23 million or less in average annual receipts for the category of Software Publishers. For Software Publishers, Census Bureau data for 2002 indicate that there were 6,155 firms in the category that operated for the entire year. Of these, 7,633 had annual receipts of under \$10 million, and an additional 403 firms had receipts of between \$10 million and \$24,999,999. For providers of Custom Computer Programming Services, the Census Bureau data indicate that there were 32,269 firms that operated for the entire year. Of these, 31,416 had annual receipts of under \$10 million, and an additional 565 firms had receipts of between \$10 million and \$24,999,999. Consequently, we estimate that the majority of the firms in this category are small entities that may be affected by our action.

29. NCE and Public Broadcast Stations. The Census Bureau defines this category as follows: “This industry comprises establishments primarily engaged in broadcasting images together with sound. These establishments operate television broadcasting studios and facilities for the programming and transmission of programs to the public.”<sup>82</sup> The SBA has created a small business size standard for Television Broadcasting entities, which is: such firms having \$13 million or less in annual receipts.<sup>83</sup> According to Commission staff review of the BIA Publications, Inc., Master Access Television Analyzer Database as of May 16, 2003, about 814 of the 1,220 commercial television stations in the United States had revenues of \$12 (twelve) million or less. We note, however, that in assessing whether a business concern qualifies as small under the above definition, business (control) affiliations<sup>84</sup> must be included. Our estimate, therefore, likely overstates the number of small entities that might be affected by our action, because the revenue figure on which it is based does not include or aggregate revenues from affiliated companies.

30. In addition, an element of the definition of “small business” is that the entity not be dominant

---

<sup>81</sup> SBA Dec. 2, 1998 Letter.

<sup>82</sup> U.S. Census Bureau, 2002 NAICS Definitions, “515120 Television Broadcasting” (partial definition); <http://www.census.gov/epcd/naics02/def/NDEF515.HTM>.

<sup>83</sup> 13 C.F.R. § 121.201, NAICS code 515120.

<sup>84</sup> “Concerns are affiliates of each other when one concern controls or has the power to control the other or a third party or parties controls or has to power to control both.” 13 C.F.R. § 21.103(a)(1).

in its field of operation. We are unable at this time to define or quantify the criteria that would establish whether a specific television station is dominant in its field of operation. Accordingly, the estimate of small businesses to which rules may apply do not exclude any television station from the definition of a small business on this basis and are therefore over-inclusive to that extent. Also as noted, an additional element of the definition of “small business” is that the entity must be independently owned and operated. We note that it is difficult at times to assess these criteria in the context of media entities and our estimates of small businesses to which they apply may be over-inclusive to this extent. There are also 2,117 low power television stations (LPTV).<sup>85</sup> Given the nature of this service, we will presume that all LPTV licensees qualify as small entities under the above SBA small business size standard.

31. The Commission has, under SBA regulations, estimated the number of licensed NCE television stations to be 380.<sup>86</sup> We note, however, that, in assessing whether a business concern qualifies as small under the above definition, business (control) affiliations<sup>87</sup> must be included. Our estimate, therefore, likely overstates the number of small entities that might be affected by our action, because the revenue figure on which it is based does not include or aggregate revenues from affiliated companies. The Commission does not compile and otherwise does not have access to information on the revenue of NCE stations that would permit it to determine how many such stations would qualify as small entities.

#### **D. Description of Projected Reporting, Recordkeeping, and Other Compliance Requirements**

32. There are potential reporting or recordkeeping requirements proposed in this *NPRM*. For example, section 602(b)(2)(A) of the WARN Act requires that CMS providers shall file an election with the Commission with respect to whether or not it intends to participate in the CMAS.<sup>88</sup> Further, 602(b)(1)(C) of the WARN Act requires CMS providers to provide clear and conspicuous notice to new and existing customers of the CMS provider’s election not to participate in the CMAS.<sup>89</sup> Further, the Commission is considering whether to adopt procedures by which CMS providers would log alerts. The Commission seeks comment on these proposals and especially invited small entity comment. The *NPRM* also seeks comment on potential testing procedures for the CMAS that could affect CMS providers as well as Wireless Communications Equipment Manufacturers. Finally, section 602(b)(2) requires that CMS providers undertake a procedure to elect whether or not to provide alerts to their customers. The proposals set forth in the *NPRM* are intended to advance our public safety mission and establish an effective CMAS in a manner that imposes minimal regulatory burdens on affected entities.

#### **E. Steps Taken to Minimize the Significant Economic Impact on Small Entities, and Significant Alternatives Considered**

33. The RFA requires an agency to describe any significant alternatives that it has considered in developing its approach, which may include the following four alternatives (among others): “(1) the establishment of differing compliance or reporting requirements or timetables that take into account the resources available to small entities; (2) the clarification, consolidation, or simplification of compliance and reporting requirements under the rule for such small entities; (3) the use of performance rather than design standards; and (4) an exemption from coverage of the rule, or any part thereof, for such small

---

<sup>85</sup> *FCC News Release*, “Broadcast Station Totals as of September 30, 2005.”

<sup>86</sup> See *Broadcast Station Totals*, *supra* IRFA note 11.

<sup>87</sup> “[Business concerns] are affiliates of each other when one concern controls or has the power to control the other or a third party or parties controls or has to power to control both.” 13 C.F.R. § 121.103(a)(1).

<sup>88</sup> WARN Act, § 602(b)(2)(A).

<sup>89</sup> WARN Act, § 602(b)(1)(C).

entities.”<sup>90</sup>

34. As noted in paragraph 1 above, this NPRM initiates a comprehensive rulemaking to establish a system by which CMS providers may elect to transmit emergency alerts to the public, a goal mandated by recent legislation and consistent with the Commission’s obligation to protect the lives and property of Americans. In commenting on the manner in which the Commission seeks in this NPRM to achieve this goal, commenters are invited to propose steps that the Commission may take to minimize any significant economic impact on small entities. When considering proposals made by other parties, commenters are invited to propose significant alternatives that serve the goals of these proposals

**F. Federal Rules that May Duplicate, Overlap, or Conflict with the Proposed Rules**

35. None.

---

<sup>90</sup> 5 U.S.C. § 603(c)(1) – (c)(4).

**APPENDIX B**

**Commercial Mobile Service Alert Advisory Committee**

**Commercial Mobile Alert Service Architecture and Requirements**

# Commercial Mobile Alert Service Architecture and Requirements

**Date**

**10/12/2007**

## Table of Contents

<b>1</b>	<b>INTRODUCTION AND EXECUTIVE SUMMARY .....</b>	<b>6</b>
1.1	Executive Summary.....	6
1.1.1	Reference Architecture (Section 2).....	6
1.1.2	Deployment Scenarios (Section 3).....	7
1.1.3	CMAS Alert Scenarios (Section 4).....	7
1.1.4	General Recommendations and Conclusions (Section 5) .....	7
1.1.5	Service Profiles (Section 6) .....	8
1.1.6	Mobile Device Functionality for CMAS Alerts (Section 7) .....	8
1.1.7	Security for CMAS Alerts (Section 8).....	8
1.1.8	CMAS Reliability & Performance (section 9).....	9
1.1.9	Interface Protocols for CMAS Alerts (Section 10).....	9
1.2	Definitions .....	9
1.3	Acronyms .....	9
<b>2</b>	<b>REFERENCE ARCHITECTURE .....</b>	<b>11</b>
2.1	Functional Reference Model Diagram.....	11
2.2	Government Administered Elements Definitions & Requirements.....	11
2.2.1	Reference Point A.....	11
2.2.2	Alert Aggregator.....	11
2.2.3	Reference Point B .....	12
2.2.4	Alert Gateway .....	12
2.2.4.1	General Alert Gateway System Requirements .....	12
2.2.4.2	CMSP Profile Support .....	13
2.3	CMSP Administered Elements Definitions & Requirements.....	13
2.3.1	Reference Point C .....	13
2.3.2	CMSP Gateway .....	14
2.3.3	CMSP Infrastructure .....	15
2.3.4	Reference Points D & E.....	15
2.3.5	Mobile Device .....	15
<b>3</b>	<b>DEPLOYMENT SCENARIOS .....</b>	<b>17</b>
3.1	Scenarios for Single Technology Deployed .....	18
3.1.1	Scenario – CMAS in Entire Single Technology Operator Network on All Devices .....	18
3.1.2	Scenario – CMAS in Entire Single Technology Operator Network on a Subset of Devices.....	19
3.1.3	Scenario – CMAS in Subset of Single Technology Operator’s Network on All Devices .....	20
3.1.4	Scenario – CMAS in Subset of Single Technology Operator’s Network on Subset of Devices.....	21
3.2	Scenarios for Multiple Technologies Deployed .....	22
3.2.1	Scenario – CMAS in Entire Multiple Technology Operator Network on All Devices.....	22
3.2.2	Scenario – CMAS in Entire Multiple Technology Operator Network on Subset of Devices .....	23
3.2.3	Scenario – CMAS in Subset of Multiple Technology Operator Network on Subset of Devices .....	24
3.3	Scenario for Operator Does Not Elect to Transmit CMAS Alerts.....	25
3.4	Subscriber Notification Recommendations .....	25
3.4.1	Notification Procedures .....	25
3.4.2	Notification Text Recommendations .....	25
<b>4</b>	<b>CMAS ALERT SCENARIOS.....</b>	<b>27</b>
4.1	Nominal CMAS Alert Scenarios .....	27
4.1.1	Scenario for Nominal Text CMAS Alert.....	27
4.1.1.1	Pre-Conditions .....	27
4.1.1.2	Normal Flow .....	27
4.1.2	Scenario for Nominal Streaming Audio or Streaming Video CMAS Alert.....	29
4.1.3	Scenario for Nominal Downloaded Multimedia CMAS Alert.....	30
4.2	CMAS Alert Cancellation Scenario.....	30
4.2.1	Pre-Conditions .....	30



4.2.2	Normal Flow .....	30
4.3	CMAS Alert Update Scenarios.....	33
4.3.1	Scenario for Update of Text CMAS Alert .....	33
4.3.1.1	Pre-Conditions .....	33
4.3.1.2	Normal Flow .....	33
4.3.2	Scenario for Update of Streaming Audio or Streaming Video CMAS Alert .....	36
4.3.3	Scenario for Update of Downloaded Multimedia CMAS Alert.....	36
4.4	CMAS Alert Expiration Scenario .....	36
4.4.1	Pre-Conditions .....	36
4.4.2	Normal Flow.....	36
4.5	Duplicate CMAS Alerts Scenarios .....	37
4.5.1	Scenario for Duplicate CMAS Alerts on Same Broadcast Technology.....	37
4.5.1.1	Pre-Conditions .....	37
4.5.1.2	Normal Flow .....	37
4.5.2	Scenario for Duplicate CMAS Alerts on Different Broadcast Technologies.....	38
4.5.2.1	Pre-Conditions .....	38
4.5.2.2	Normal Flow .....	39
4.6	Multiple Different Active CMAS Alerts Scenario .....	42
4.6.1	Pre-Conditions .....	42
4.6.2	Normal Flow.....	42
<b>5</b>	<b>GENERAL REQUIREMENTS &amp; CONCLUSIONS .....</b>	<b>46</b>
5.1	Scope & Definition of CMAS Alerts.....	46
5.2	General CMAS Requirements & Conclusions .....	47
5.3	Recommendations for Alert Initiation & Alert Initiators.....	48
5.3.1	CMAM Elements.....	48
5.3.2	Generating CMAM from CAP Fields.....	48
5.3.2.1	Generating CMAM from Free Form Text.....	51
5.3.3	Presidential Message and AMBER Alert.....	51
5.3.4	Recommended Message Initiator Training .....	52
5.4	Recommendations for Geo-Targeting of CMAS Alerts .....	52
5.5	Requirements and Recommendations on Needs of Users, Including Individuals with Disabilities and the Elderly	53
5.5.1	General Requirements.....	53
5.5.2	User Needs Requirements.....	54
5.5.2.1	Alert/Attention Signal.....	54
5.5.2.2	Message Content.....	54
5.5.2.3	Output Mode/Display.....	54
5.5.2.4	Behavior on Receipt of a Message.....	55
5.5.2.5	CMAS-Related Print and Online Materials .....	56
5.5.3	Subscriber CMA Opt-Out Recommendations .....	56
5.6	Recommendations for CMAM Transmissions .....	57
5.7	Multi-Language CMAS Alerts Recommendations.....	57
5.8	CMAS Reception Control on Mobile Devices .....	58
5.9	Roaming .....	59
<b>6</b>	<b>SERVICE PROFILES.....</b>	<b>60</b>
6.1	Conclusions on Text, Audio, Video & Multimedia Resources.....	60
6.2	Text Profile.....	61
6.3	Streaming Audio Profile (future capability) .....	61
6.4	Streaming Video Profile (future capability) .....	62
6.5	Downloaded Multimedia Profile (future capability).....	63
<b>7</b>	<b>MOBILE DEVICE FUNCTIONALITY FOR CMAS ALERTS.....</b>	<b>64</b>
7.1	General Requirements on Mobile Device Functionality .....	64
7.2	Mobile Device Audio Attention Signal & Vibration Cadence Recommendations.....	64
7.3	CMAS Functionality on Mobile Device.....	65

7.4	Impact to Mobile Device Battery Life .....	66
<b>8</b>	<b>SECURITY FOR CMAS ALERTS.....</b>	<b>68</b>
8.1	Alert Interface & Aggregator Trust Model.....	68
8.1.1	Trust Model Definitions.....	68
8.1.2	Trust Model Requirements .....	68
8.2	Alert Gateway Security Requirements .....	69
8.3	Reference Point C Security.....	69
8.4	Reference Points D & E Security .....	69
<b>9</b>	<b>CMAS RELIABILITY &amp; PERFORMANCE .....</b>	<b>70</b>
9.1	Alert Gateway Performance Requirements .....	70
9.2	Alert Delivery Latency .....	71
9.3	CMAS End-to-End Reliability .....	71
9.4	Message Logging.....	72
9.4.1	Alert Gateway Logging .....	72
9.5	CMAS Testing.....	72
9.5.1	General CMAS Testing Recommendations .....	73
9.5.2	Alert Gateway Testing .....	73
<b>10</b>	<b>INTERFACE PROTOCOLS FOR CMAS ALERTS.....</b>	<b>75</b>
10.1	Reference Point A Protocol .....	75
10.2	Reference Point B Protocol .....	75
10.3	Alert Gateway Interfaces & Mapping Requirements.....	76
10.3.1	Alert Gateway Interface Requirements.....	76
10.3.2	Alert Gateway Interface Mapping Requirements .....	76
10.4	Reference Point C Protocol .....	82
10.4.1	Structure of the CMA “C” Reference Point Protocol .....	84
10.4.2	CMAC Data Dictionary .....	85
10.4.2.1	CMAC_Alert_Attributes Segment .....	85
10.4.2.2	CMAC_Alert_Info Segment .....	87
10.4.2.3	CMAC_Area Segment: .....	91
10.4.2.4	CMAC_Resource Segment: .....	92
10.4.3	Example CMAC XML Schema .....	93
10.4.4	Element Mapping from B Reference Point (CAP) to C Reference Point (CMAC) to E Reference Point (CMAE) Elements .....	96
10.4.5	Definition of CMAC_cmas_geocode Element .....	98
10.4.6	Definition of CMAC Response Codes.....	100
10.4.7	Example CMAS “C” Interface Alert Messages .....	101
10.5	Reference Point E Protocols .....	102
<b>11</b>	<b>ANNEX A – ANTICIPATED PEAK &amp; AVERAGE CMAS TRAFFIC VOLUME.....</b>	<b>104</b>
<b>12</b>	<b>ANNEX B – WARN ACT STATUTORY REQUIREMENTS .....</b>	<b>107</b>
12.1	WARN Act Requirements .....	107
12.2	WARN Act Interpretations .....	108
12.2.1	CMSP Election .....	108
12.3	Licenses and Permittees of Noncommercial Educational Broadcasting Stations or Public Television Stations	109

## List of Figures

Figure 2-1	CMAS Functional Reference Model.....	11
Figure 3-1	CMAS in Entire Single Technology Network on All Devices .....	18
Figure 3-2	CMAS in Entire Network on Sub-set of Devices .....	19
Figure 3-3	CMAS in Subset of Single Technology Operator’s Network on All Devices .....	20
Figure 3-4	CMAS in Subset of Single Technology Operator’s Network on Subset of Devices .....	21
Figure 3-5	CMAS in Entire Multiple Technology Operator Network on All Devices.....	22
Figure 3-6	CMAS in Entire Multiple Technology Operator Network on Subset of Devices .....	23
Figure 3-7	CMAS in Subset of Multiple Technology Operator Network on Subset of Devices.....	24
Figure 3-8	Operator Does Not Elect to Transmit CMAS Alerts .....	25
Figure 4-1	Flow for Scenario for Nominal Text CMAS Alert .....	29
Figure 4-2	Flow for CMAS Alert Cancellation Scenario .....	32
Figure 4-3	Flow for Scenario for Update of Text CMAS Alert .....	35
Figure 4-4	Flow for CMAS Alert Expiration Scenario .....	37
Figure 4-5	Flow for Scenario for Duplicate CMAS Alerts on Same Broadcast Technology .....	38
Figure 4-6	Flow for Scenario for Duplicate CMAS Alerts on Different Broadcast Technologies.....	41
Figure 4-7	Flow for Scenario for Multiple Different Active CMAS Alerts Scenario .....	45
Figure 10-1	Relationship of CAP Elements to Reference Point C Elements.....	82
Figure 10-2	CMAC Message Structure .....	84
Figure 12-1	Potential Deployment Timeline .....	109

## List of Tables

Table 2-1	CMSP Profile on Alert Gateway.....	13
Table 5-1	CAP Value Field Mapping to Text .....	49
Table 6-1	Text Profile .....	61
Table 6-2	Streaming Audio Profile .....	61
Table 6-3	Video Profile.....	62
Table 6-4	Downloaded Multimedia Profile.....	63
Table 10-1	Parameter mapping from “B” Interface CAP message in to “C” Interface CMAC message.....	79
Table 10-2	CMAC_Alert_Attributes Segment.....	85
Table 10-3	CMAC_Alert_Info Segment.....	87
Table 10-4	CMAC_Area Segment.....	91
Table 10-5	CMAC_Resource Segment.....	92
Table 10-6	Mapping Reference Point B Elements to Reference Point C Elements .....	96
Table 10-7	CMAC_cmas_geocode Assignments.....	99
Table 10-8	Reference Point E Protocol Elements .....	102
Table 11-1	Table of Total 2006 Tornado & Flash Flood Warnings by State .....	105
Table 11-2	Table of 2006 Tornado & Flash Flood Warnings by State by Month.....	106
Table 11-3	Estimated CMA Volume by Month.....	106

# 1 Introduction and Executive Summary

## 1.1 Executive Summary

On October 13, 2006, the President signed the Security and Accountability For Every Port (SAFE Port) Act<sup>1</sup> into law. Title VI of the SAFE Port Act, the Warning, Alert and Response Network (WARN) Act,<sup>2</sup> establishes a process for Commercial Mobile Service Providers (CMSPs) to voluntarily elect to transmit emergency alerts. Section 603 (c) of the WARN Act required that the Federal Communications Commission (Commission) establish the Commercial Mobile Service Alert Advisory Committee (CMSAAC) to develop and recommend technical standards and protocols for the voluntary transmission of emergency alerts by CMSPs within one year from the date of enactment of the WARN Act. (i.e., by October 12, 2007).<sup>3</sup> This document presents the result of the CMSAAC's efforts to satisfy the obligations set forth in the WARN Act.

The WARN Act places the following tasks before the CMSAAC. Each is followed by the section number or numbers in this report that includes recommendations addressing the associated WARN Act's requirements:

Within one year after the enactment of this Act, the Advisory Committee shall develop and submit to the Federal Communications Commission recommendations –

- 1) For protocols, technical capabilities, and technical procedures through which electing commercial mobile service providers receive, verify, and transmit alerts to subscribers (Sections 2, 4, 6, 8, 10);
- 2) For the establishment of technical standards for priority transmission of alerts by electing commercial mobile service providers to subscribers (Sections 2, 9);
- 3) For relevant technical standards for devices and equipment and technologies used by electing commercial mobile service providers to transmit emergency alerts to subscribers (Sections 7, 9);
- 4) For the technical capability to transmit emergency alerts by electing commercial mobile service providers to subscribers in languages in addition to English, to the extent practicable and feasible (Section 5);
- 5) Under which electing commercial mobile service providers may offer subscribers the capability of preventing the subscriber's device from receiving emergency alerts, or classes of such alerts, (other than an alert issued by the President), consistent with Section 602(b)(2)(E) of the WARN Act (Section 5);
- 6) For a process under which commercial mobile service providers can elect to transmit emergency alerts if
  - a) not all of the devices or equipment used by such provider are capable of receiving such alerts (Section 3); or
  - b) the provider cannot offer such alerts throughout the entirety of its service area (Section 3); and
- 7) As otherwise necessary to enable electing commercial mobile service providers to transmit emergency alerts to subscribers.

Following are summaries of each section in the document, with a focus on the recommendations the CMSAAC makes in each. This section is provided as a high-level overview only and is not intended as a substitute for the formal recommendations of the CMSAAC, many of which are highly technical and are laid forth in detail in subsequent sections of the document.

### 1.1.1 Reference Architecture (Section 2)

This section recommends a functional reference model for the distribution of alerts to Commercial Mobile

---

<sup>1</sup> Security and Accountability For Every Port Act of 2006 (SAFE Port Act), Pub.L. 109-347.

<sup>2</sup> Safe Port Act, Title VI-Commercial Mobile Service Alerts.

<sup>3</sup> WARN Act, §603(c).

1 Service Providers (CMSPs) (Section 2.1). Under this reference model, a Federal government entity, the  
2 “Alert Aggregator,” would receive, aggregate, and authenticate alerts originated by authorized alert  
3 initiators using the Common Alerting Protocol (CAP). The government entity would also act as an “Alert  
4 Gateway” (Section 2.2) to formulate a 90 character alert based on key fields in the CAP alert sent by the  
5 alert initiator<sup>4</sup>. Based on CMSP profiles maintained in the Alert Gateway, the Alert Gateway would then  
6 deliver the alert over a secure interface (see Section 2.3.1) to another gateway maintained by the  
7 appropriate CMSP “CMSP Gateway.” (Section 2.3.2)

8 Each individual CMSP Gateway would be responsible for the management of the particular CMSP  
9 elections to provide alerts in whole or in part. The CMSP Gateway would also be responsible for  
10 formulating the alert in a manner consistent with the individual CMSP’s available delivery technologies,  
11 mapping the alert to the associated set of cell sites / paging transceivers, and handling congestion within the  
12 CMSP Infrastructure. The CMSP Gateway will process alerts in a first in – first out (FIFO) queuing  
13 method except for a Presidential-level alert, which will be immediately moved to the top of the queue and  
14 processed before all other non-Presidential alerts. The CMSAAC or its successor will study the feasibility  
15 of establishing a procedure that, if invoked, would give certain messages priority status irrespective of their  
16 ranking in the Alert Gateway queue.

17 Upon receipt of an alert from the CMSP Gateway, the CMSP Infrastructure distributes the received CMAS  
18 alert message to the determined set of cell sites/paging transceivers and authenticates interactions with the  
19 Mobile Device (Section 2.3.3). Ultimately, the alert is received on a customer’s Mobile Device. The major  
20 functions of the Mobile Device are to authenticate interactions with the CMSP Infrastructure, to monitor  
21 for CMAS alerts, to maintain customer options (such as the subscriber’s opt-out selections and subscriber’s  
22 preferred language, if applicable), and to activate the associated visual, audio, and mechanical (e.g.,  
23 vibration) indicators that the subscriber has indicated as options when an alert is received on the Mobile  
24 Device. (Section 2.3.5.)

### 25 **1.1.2 Deployment Scenarios (Section 3)**

26 This section notes that the WARN Act specifies that a CMSP who elects to transmit emergency alerts can  
27 elect to transmit the CMAS alerts “in whole or in part.”<sup>5</sup> The CMSAAC defines “in whole or in part” as  
28 including all or a subset of the CMSP’s service area, and/or all or a subset of current and future mobile  
29 devices supported by the CMSP network. The section then posits a set of scenarios in which an individual  
30 alert is sent over CMSP networks that deploy various technologies and handsets that may or may not  
31 support the transmission of the alert. (Sections 3.1-3.3). This section also contains recommendations for  
32 the notices to subscribers that the WARN Act requires where a CMSP does not elect to provide alerts.  
33 (Section 3.4).

### 34 **1.1.3 CMAS Alert Scenarios (Section 4)**

35 This section provides descriptions of a representative sample of scenarios and message flows related to the  
36 transmission and support of CMAS Alerts. The section includes descriptions and charts of scenarios  
37 involving text based streaming audio or streaming video CMAS alert, CMAS alert cancellation, CMAS  
38 alert updates, CMAS alert expiration, duplicate CMAS alerts, and multiple different active CMAS alerts.

### 39 **1.1.4 General Recommendations and Conclusions (Section 5)**

40 This section sets forth the CMSAAC’s recommendations concerning the extent and scope of CMAS alerts.  
41 The major recommendation in this section is that there should be three classes of Commercial Mobile  
42 Alerts (CMAs): Presidential-level, Imminent threat to life and property; and Child Abduction Emergency  
43 or “AMBER Alert” Service (Section 5.1). The section also recommends a format for CMAS alerts (see  
44 Section 5.3.1.) and a method for extracting a CMAS alert from CAP fields and free form text (Section  
45 5.3.2.). The section also recommends that alert initiators be trained on creating CMAS alerts (Section  
46 5.3.4).

---

<sup>4</sup> Provisions have also been made for authorized alert originators to formulate and distribute alerts via the Alert Gateway in free text. See e.g., section 5.3.2, *supra*.

<sup>5</sup> WARN Act, §602(c).

1 A significant recommendation concerns the geo-targeting of CMAS alerts. The CMSAAC acknowledges  
2 that it is the goal of the CMAS for CMSPs to be able to deliver geo-targeted alerts to the areas specified by  
3 the alert initiator. However, early CMAS implementations will likely be limited to static geo-targeting  
4 areas. Hence, the CMSAAC recommends that, initially, geo-targeting be at least precise enough to target at  
5 the county level. The CMSAAC further recognizes that certain areas with especially urgent alerting needs  
6 have a need for more precise geo-targeting, and provisions are made to accommodate them. Longer term  
7 the CMSAAC recommends that provisions in Section 604 of the WARN Act be applied to fully realize the  
8 benefits of dynamic geo-targeting.

9 This section also makes recommendations on the needs of users, including individuals with disabilities and  
10 the elderly. Among the major recommendations is the requirement for the CMAS to support a common  
11 audio attention signal and a common vibrating cadence to be used solely for CMAS alerts. Further, the  
12 CMSAAC recommends that the alert initiator use clear and simple language whenever possible, with  
13 minimal use of abbreviations and that the mobile devices provide an easy way to allow the user to recall the  
14 message for review.

15 The section notes that the WARN Act provides for subscriber CMAS alert Opt-Out, and recommends that  
16 CMSPs shall offer their subscribers a simple opt-out process that is based on the classification of imminent  
17 threat and AMBER Alerts. Except for presidential messages, which are always transmitted, the process  
18 should allow the choice to opt-out of (1) All messages, (2) All severe messages, or (3) AMBER Alerts.  
19 Regarding the transmission of CMAS alerts in languages other than English, the CMSAAC has analyzed  
20 the technical feasibility of supporting multi-language CMAS alerts on various delivery technologies and  
21 has determined that support of languages other than English is a very complex issue and that, at the present  
22 time, the CMSAAC believes there are fundamental technical problems to reliably implement any languages  
23 in addition to English. The CMSAAC recommends, however, that the biennial review committee continue  
24 to study the feasibility of supporting additional languages, as technology evolves.

25 Finally, the CMSAAC notes that roaming is only supported on an intra-technology basis.

## 26 **1.1.5 Service Profiles (Section 6)**

27 In this section the CMSAAC notes that the CMAS architecture and recommendations are based upon the  
28 principles of technology-neutral service profiles containing, for example, profiles for maximum payload  
29 and displayable message size. The section defines service profiles for: (a) Text; (b) Streaming Audio  
30 (future capability); (c) Streaming Video (future capability); and (c) Downloaded Multimedia Profile (future  
31 capability), and provides general recommendations and conclusions for each.

## 32 **1.1.6 Mobile Device Functionality for CMAS Alerts (Section 7)**

33 This section describes the impact to the mobile devices. i.e. the handsets, for the support of CMAS alerts.  
34 The section includes the recommendation that if the end user has both muted the mobile device audio and  
35 alarms and/or has deselected or turned off the vibration capabilities of the mobile device, neither the CMAS  
36 audio attention signal nor the special emergency alert vibration cadence will be activated upon receipt of a  
37 CMAS alert. Further, the section recommends that, in order to minimize the possibility of network  
38 congestion and false alerts, mobile devices should not support any user interface capabilities to forward  
39 received CMAS alerts, to reply to received CMAS alerts, or to copy and paste CMAS alert contents. The  
40 section also notes that the monitoring for CMAS alerts could have a significant impact on handset battery  
41 life, but that with modifications to network infrastructure, mobile devices and/or standards, the reduction of  
42 battery life can be less than 10% of today's capability for monitoring.

## 43 **1.1.7 Security for CMAS Alerts (Section 8)**

44 This section recommends a specific Alert Aggregator and Alert Gateway Trust Model to assure the  
45 security, authentication and authorization of alerts from the Alert initiator to the CMSP Gateway. The  
46 section then recommends security requirements for the interface between the Alert and CMSP Gateways  
47 and within each CMSP's network.

1           **1.1.8       CMAS Reliability & Performance (section 9)**

2           Recommendations in this section include Alert Gateway performance requirements such as the capability to  
3           monitor system utilization for capacity planning purposes, and to temporarily disable and buffer CMAS  
4           alert traffic in the event of an overload. The CMSAAC acknowledges the importance of assessing any  
5           latency in alert delivery, but notes that it will be difficult to predict system performance in this area prior to  
6           deployment. The CMSAAC suggests that factors relevant to potential latency include; mobile device  
7           battery life impact, call processing impact; capabilities of the delivery technology; message queues; number  
8           of languages; number of targeted cell sites/paging transceivers for the alert area; and any geo-targeting  
9           processing. Similarly, although the CMSAAC recommends that the CMAS end-to-end reliability  
10          technology meet telecom standards for highly reliable systems, the over-all reliability of CMAS is  
11          unpredictable because RF transmissions can be subject to noise and other interference or environmental  
12          factors; the capabilities of the cellular environment are not predictable especially in a disaster environment;  
13          the subscriber may be in a location that does not have any RF signal; and the subscriber’s mobile device  
14          may not have any remaining power. In order to assure the reliability and performance of this new system,  
15          the CMSAAC recommends procedures for logging CMAS alerts at the Alert Gateway and for testing the  
16          system at the Alert Gateway and on an end-to-end basis.

17          **1.1.9       Interface Protocols for CMAS Alerts (Section 10)**

18          This section establishes detailed technical protocols and specifications for the delivery of alerts over the  
19          various interfaces in the Reference Model. Specifically, the section established requirements that Alert  
20          Initiators must meet to deliver CMAS alerts to the Alert Aggregator, and that the Alert Gateway must meet  
21          to deliver CMAS alerts to the CMSP gateway. CAP mapping parameters are provided in detail.

22  
23          **1.2         Definitions**

24          **Commercial Mobile Alert (CMA)** – The term CMA refers to the event that creates the need for a CMAM  
25          and can fall into any of the following three categories: i) a Presidential alert, ii) an imminent threat to life  
26          and property, or iii) an AMBER alert.

27          **Commercial Mobile Alert Message (CMAM)** – The term CMAM refers to communication that is issued  
28          to the end-user via the Commercial Mobile Alerting System in response to i) a Presidential alert, ii) an  
29          imminent threat to life and property, or iii) an AMBER alert.

30          **Commercial Mobile Alert Service (CMAS)** – The term CMAS refers to the end-to-end architecture for  
31          delivery emergency alert messages subject to the WARN Act.

32          **Commercial Mobile Service Provider (CMSP)** – Per the WARN Act Section 602 (b) (1) (A), a CMSP is  
33          a licensee providing commercial mobile service as defined in section 332 (d) (1) of the Communications  
34          Act of 1934 (47 U.S.C. 332 (d) (1) ), where the term "commercial mobile service" means any mobile  
35          service that is provided for profit and makes interconnected service available.<sup>6</sup>

36          **1.3         Acronyms**

- 37          AMBER.....America's Missing: Broadcast Emergency Response  
38          CAP .....Common Alerting Protocol as defined in CAP version 1.1 specification  
39          CDMA.....Code Division Multiple Access  
40          CMA.....Commercial Mobile Alert  
41          CMAM .....Commercial Mobile Alert Message  
42          CMAS .....Commercial Mobile Alert Service  
43          CMSAAC.....Commercial Mobile Service Alert Advisory Group

---

<sup>6</sup> WARN Act, §602(b)(1)(A).

1	CMSP .....	Commercial Mobile Service Provider
2	CTIA .....	Cellular Telecommunications Industry Association
3	EOC.....	Emergency Operations Center
4	FIPS.....	Federal Information Processing Standards
5	GNIS .....	Geographic Names Information System
6	GSM.....	Global System for Mobile communications
7	NOAA .....	National Oceanic and Atmospheric Administration
8	MVNO.....	Mobile Virtual Network Operator
9	NIST.....	National Institute of Standards and Technology
10	NWS .....	National Weather Service
11	SAME.....	Specific Area Message Encoding
12	SMS.....	Short Message Service
13	UMTS.....	Universal Mobile Telecommunications System
14	VPN.....	Virtual Private Network
15	WARN.....	Warning, Alert, and Response Network
16	XML.....	Extensible Markup Language



## 2 Reference Architecture

### 2.1 Functional Reference Model Diagram

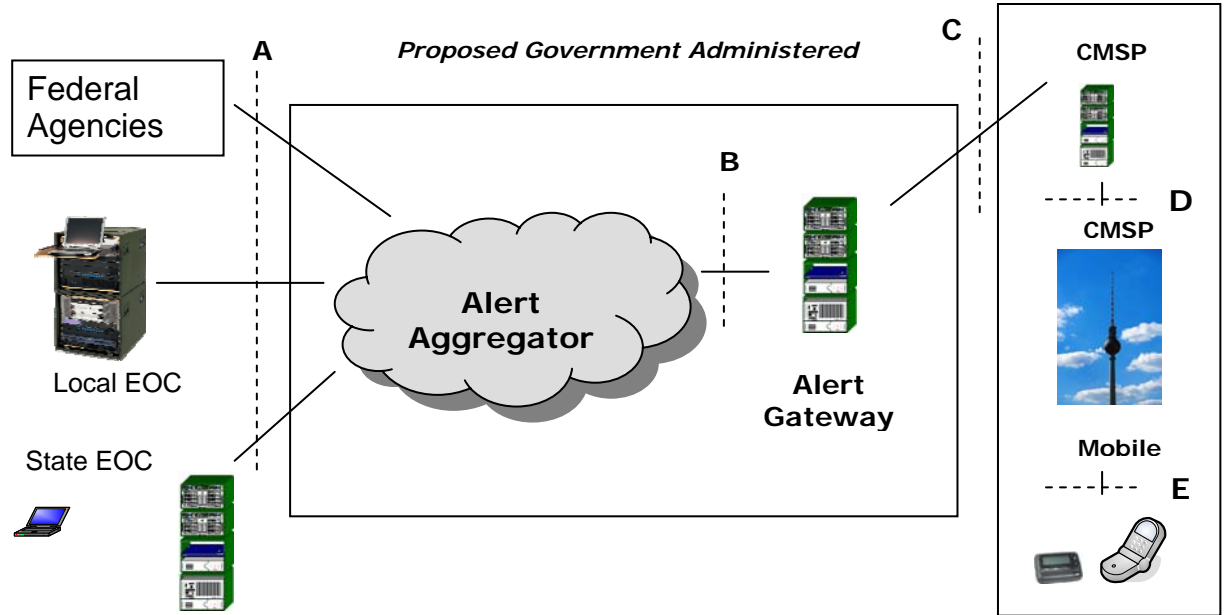


Figure 2-1 CMAS Functional Reference Model

### 2.2 Government Administered Elements Definitions & Requirements

The CMSAAC recommends that the Alert Aggregator and Alert Gateway be the responsibility of the authorized government entity. The CMSAAC further recommends that the system be acquired, managed, operated, and administered by the same authorized government entity.

#### 2.2.1 Reference Point A

The actions to be performed at Reference Point A include the following:

1. Provide information for the authentication and validation of actions across this reference point.
2. Delivery of a new, updated, or cancelled wireless alert message to Alert Distribution Network in CAP format.
3. Acknowledgement from Alert Gateway to Alert Aggregator that the new, updated, or cancelled wireless alert message has been received by the Alert Gateway.

#### 2.2.2 Alert Aggregator

The CMSAAC recommends that the authorized government entity operate an alerting framework that aggregates all alerts submitted by Federal, State, Tribal and local originators and deliver these alerts to the Alert Gateway. The CMSAAC makes the following additional recommendations regarding the Alert Aggregator:

- 1 1. All message originators will comply with the Trust Model when sending messages through the alert  
2 framework to the Alert Gateway. (See Section 8.1, below for a discussion of the Trust Model)
- 3 2. The Alert Aggregator will be operated according to the requirements set forth in the Trust Model.
- 4 3. The authorized government entity will publish open non-proprietary standards for message origination
- 5 4. The Alert Aggregator will utilize CAP as the messaging standard to the Alert Gateway.
- 6 5. Messages will be delivered to the Alert Gateway on a first-in first-out basis, with the exception of the  
7 Presidential message, which will move to the front of any existing messages.
- 8 6. The Alert Aggregator will support bi-directional message traffic to deliver the message and to notify  
9 the alert message originator of the status of its CMAS message.
- 10 7. The Alert Aggregator may consist of separate paths for the delivery of the message to the Alert  
11 Gateway and from the Alert Gateway for message status notification.

### 12 **2.2.3 Reference Point B**

13 The actions to be performed by Reference Point B include the following:

- 14 1. Carry forward information for the authentication and validation of actions across this reference point.
- 15 2. Delivery of a new, updated, or cancelled wireless alert message to Alert Gateway in CAP format.
- 16 3. Carry acknowledgement from Alert Gateway to Alert Aggregator that the new, updated, or cancelled  
17 wireless alert message has been received.

### 18 **2.2.4 Alert Gateway**

#### 19 **2.2.4.1 General Alert Gateway System Requirements**

20 The functions to be performed by the Alert Gateway include the following:

- 21 1. Ensure authenticity of interactions with the Alert Aggregator and the CMSP Gateway.
- 22 2. Validate (e.g., authentication and non-repudiation) the received wireless alert message.
- 23 3. Maintain a log of wireless alert messages received from the Alert Aggregator and delivered to and  
24 rejected by the CMSP Gateway.
- 25 4. Implementation and support of defined ‘service profiles’ specifying alert message formats containing  
26 information elements required by CMSPs for the delivery of alert messages to wireless devices.
- 27 5. Stores CMSPs profiles including the CMSP election within a specific service area, supported  
28 technologies including any associated service profiles, characteristics, restrictions, limitations, or  
29 parameters.
- 30 6. Deployment to achieve geographic separation from the CMSP Gateway.
- 31 7. Support interfacing with multiple CMSPs and with multiple CMSP Gateways per CMSP.
- 32 8. Geographically redundant Alert Gateway to avoid a single point of failure.
- 33

## 2.2.4.2 CMSP Profile Support

The CMSAAC recommends that the Alert Gateway have a profile for every CMSP. The CMSAAC further recommends that these profiles be administered using the following procedures:

- The CMSP Gateway IP addresses and CMSP service area on a state level will be provided by an authorized CMSP representative to the Alert Gateway administrator 30 days in advance of the required in-service date when CMSP begin to transmit the CMAMs.
- Any updates of CMSP profile will be provided by an authorized CMSP representative to the Alert Gateway administrator in writing at least 30 days in advance of the required in-service date.
- The parties will negotiate and mutually agree on an implementation date.

Table 2-1 CMSP Profile on Alert Gateway

Profile Parameter	Parameter Election	Description
CMSP Name		Unique identification of CMSP
CMSP Gateway Address	IP address or Domain Name	
	Alternate IP address	Optional and subject to implementation
Geo-Location Filtering	<yes / no>	If “yes” the only CMAM issued in the listed states will be sent to the CMSP Gateway.  If “no”, all CMAM will be sent to the CMSP Gateway.
If yes, list of states	CMAC Geocode for state	List can be state name, abbreviated state name, or CMAC GeoCode for state (see Section 10.4.5)

## 2.3 CMSP Administered Elements Definitions & Requirements

### 2.3.1 Reference Point C

The CMSAAC recommends that the actions to be performed by Reference Point C include the following:

1. Provide information for the authentication and validation of actions across this reference point.
2. Delivery of a new, updated, or cancelled wireless alert message by the Alert Gateway in a format that is suitable for the mobile devices and the wireless alert delivery technology or technologies implemented by the CMSP.
3. Acknowledgement from CMSP Gateway to Alert Gateway that the new, updated, or cancelled wireless alert message has been received by the CMSP Gateway.

## 2.3.2 CMSP Gateway

The CMSAAC recommends that the functions to be performed by the Commercial Mobile Service Provider Gateway include the following:

1. Authentication of interactions with the Alert Gateway.
2. Management of Commercial Mobile Service Provider elections to support CMAS alert services within the Commercial Mobile Service Provider's service areas.
3. Determination if CMSP has elected to offer CMAS alert services within the specified alerting area.
4. Determination of which delivery technology or delivery technologies will be utilized for the transmission of CMAS alert messages within the specified alerting area.
5. Map the alert area of the CMAS alert message into the associated set of cell sites / paging transceivers.
6. Manage and execute CMAS alert retransmission subject to delivery technology capability and CMSP policy.
7. A CMSP that elects to transmit alerts will have one or more CMSP Gateways designated for receipt of alerts from the Alert Gateway.
8. The CMSP Gateway should have redundancy and be designed to provide high reliability and availability comparable to similarly situated network elements.
9. A Commercial Mobile Service Provider may have one or more CMSP Gateways in the CMSP network to support regional distribution of CMAS messages and to handle anticipated CMAM traffic levels. The CMSP has the responsibility for the distribution of the CMAM traffic among CMSP Gateways.
10. CMSP Gateway(s) in a CMSP network will be identified by a unique IP address or domain name.
11. The CMSP Gateway will support the defined CMAS "C" interface and associated protocols between the Alert Gateway and the CMSP Gateway.
12. The interface from the CMSP Gateway to the CMSP Infrastructure is CMSP and technology dependent and is not specified in CMAS.
13. The CMSP Gateway model will support standardized IP based security mechanisms such as a firewall. The CMSP will provide a secure connection from the CMSP Gateway to the Alert Gateway for reception of the CMAS messages.
14. The CMSP Gateway application will support CMAM:
  - a. Authentication
  - b. Message integrity
  - c. Availability (i.e. keep alive messages)
15. The CMSP Gateway will support a mechanism on the Reference Point C interface with the Alert Gateway to stop and start alert message deliveries from the Alert Gateway to the CMSP Gateway under conditions such as the event too many messages are being received on the interface, the CMSP Gateway buffers are full, congestion exists at the CMSP Gateway, etc.
16. The CMSP Gateway will support a mechanism to handle congestion within the CMSP Infrastructure according to CMSP policy.
17. The CMSP Gateway will not be responsible for performing any formatting, re-formatting, or translation of the CMAM other than the following:
  - a. Text, audio, video, and multimedia files may require transcoding into the proper format (e.g., codec) supported by the mobile device.
18. The CMSP Gateway will be responsible for validating message integrity and alerting parameters and respond with an error message to the Alert Gateway if these validations fail.

- 1 19. The CMSP Gateway will retrieve any resources (e.g., audio, video, multimedia files such as graphics)  
2 from the Alert Gateway if the alert attributes indicate a resource is available and if the CMSP has the  
3 capability to broadcast these resource types.
- 4 20. The CMSP Gateway will process CMAMs in a first in – first out (FIFO) queuing method except for a  
5 Presidential-level alert which will be immediately moved to the top of the queue and processed before  
6 all other non-Presidential alerts. The CMSAAC or its successor will study the feasibility of  
7 establishing a procedure that, if invoked, would give certain messages priority status irrespective of  
8 their ranking in the Alert Gateway queue.

### 9 **2.3.3 CMSP Infrastructure**

10 CMSP infrastructure functionality is generally dependent on delivery technology, the capabilities of the  
11 delivery technology, and mobile vendor/CMSP specific policy and requirements. The following are general  
12 guidelines recommended by the CMSAAC for the functions to be performed by the CMSP Infrastructure:

- 13 1. Authentication of interactions with the Mobile Device which is dependent upon the capabilities of the  
14 delivery technology and CMSP policy. This function may not be part of CMAS but a capability of the  
15 underlying delivery technology.
- 16 2. Distribute the received CMAS alert message to the determined set of cell sites/paging transceivers for  
17 transmission to the mobile devices within the range of cell sites/pager transceivers.
- 18 3. For each specified cell site/pager transceiver, transmit the CMAS alert message using the delivery  
19 technology or delivery technologies supported by the CMSP for that specific cell site/paging  
20 transceiver.

### 21 **2.3.4 Reference Points D & E**

22 Reference Point D is the interface between the CMSP Gateway and the CMSP Infrastructure. Reference  
23 Point E is the interface between the CMSP Infrastructure and the mobile device including the air interface.

24 Reference Points D and E are defined and controlled by the Commercial Mobile Service Providers. The  
25 CMSAAC recommendations in this document define what type of information needs to be conveyed across  
26 Reference Point E to support CMAS alerts on mobile devices. The CMSAAC recommends that the  
27 definition of the Reference Point D and E protocols be performed by the commercial mobile service  
28 providers in conjunction with the CMSP infrastructure network vendors and the mobile device vendors.

### 29 **2.3.5 Mobile Device**

30 Mobile device functionality is generally dependent on delivery technology, the capabilities of the delivery  
31 technology, and mobile vendor/CMSP specific policy and requirements. CMAS should allow for mobile  
32 device vendor flexibility in the design of CMA user interactions, and allow for innovation by the mobile  
33 device vendors and CMSPs, especially as mobile device technology advances. The following are general  
34 guidelines recommended by the CMSAAC for the functions to be performed by the Mobile Device:

- 35 1. Authentication of interactions with the CMSP infrastructure. The authentication will not be part of the  
36 CMAS alert and is delivery technology dependent.
- 37 2. Determination of delivery technology or delivery technologies being supported by the Commercial  
38 Mobile Service Provider in the subscriber's current visited network.
- 39 3. Monitor associated channel or channels according to the requirements of the delivery technology or  
40 delivery technologies for CMAS alerts.
- 41 4. Maintain configuration of CMAS alert options including the following:
- 42 a. Subscriber's choice of CMAS alert opt-out selections.
- 43 b. Subscriber's preferred language for CMAS alerts if applicable to the delivery technology.
- 44 c. Default language is English if CMAS alert is not being transmitted in subscriber's preferred  
45 language.

- 1           5. Extraction of the CMAS alert content in the subscriber's preferred language or in the default language  
2           of English, if the CMAS alert is not being transmitted in the subscriber's preferred language.
- 3           6. Presentation of received CMAS alert content to the mobile device user in accordance with the  
4           capabilities of the mobile device, if the CMAS alert complies with the subscriber's opt-out selections.
  - 5           a. Presidential level CMAS alerts are always presented.
  - 6           b. Presentation of a CMAS alert will activate associated visual, audio, and mechanical (e.g.,  
7           vibration) indicators per subscriber options configured on the mobile device.
- 8           7. Detection and suppression of presentation of duplicate CMAS alerts.
- 9           8. Suppression of CMAS alert visual, audio and mechanical (e.g., vibration) indicators upon subscriber's  
10          action on the mobile device user interface (e.g., key stroke, touch screen).

1

### 2 **3 Deployment Scenarios**

3 The WARN Act specifies that a commercial mobile service operator who elects to transmit emergency  
4 alerts can elect to transmit the CMAS alerts in whole or in part.<sup>7</sup> The CMSAAC recommends that the  
5 definition of “in whole or in part” include the following:

- 6 • All or a subset of the CMSP’s service area
- 7 • All or a subset of current and future mobile devices supported by the CMSP network

8 For reasons detailed in Annex B – WARN Act Statutory Requirements, the date of election is likely not the  
9 date of deployment. Therefore the CMSAAC recommends that the process for a CMSP to “file an election  
10 with the Commission with respect to whether or not it intends to transmit emergency alerts” should include  
11 the following information:

- 12 1. Potential date of initial deployment
- 13 2. Potential date when mobile device(s) with CMAS support are available for consumer purchase
- 14 3. Whether the deployment will be “in whole or in part”

15 It is important to understand the various scenarios that may be deployed in CMSP networks to support  
16 CMAS for those CMSP that do elect to transmit the CMAS alerts in whole or part. In addition, these  
17 scenarios need to be understood for the development of appropriate information a CMSP must provide to  
18 the subscriber to educate them on the availability of CMAS alerts. This information also needed to educate  
19 the sources of the CMAS alerts so there is not an unrealistic expectation as to the percentage of population  
20 to which the alert message may be broadcast.

21 Note: the following diagrams shows variety of mobile devices (i.e. cellular mobile phones and pagers) as  
22 illustrative examples; it is not the intention to suggest all mobile device technologies are supported by a  
23 single operator or via a single CMSP network.

---

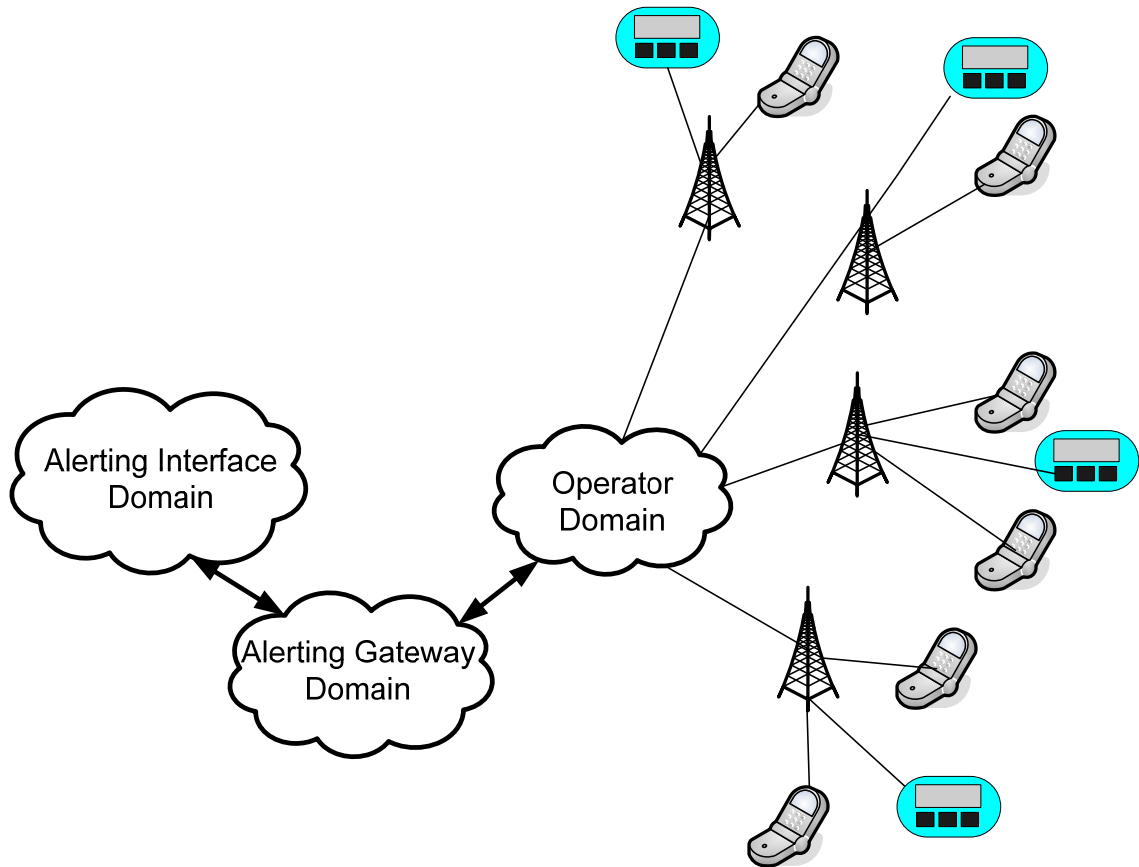
<sup>7</sup> WARN Act, § 602(b)(1)(B).

1  
2  
3  
4  
5  
6

### 3.1 Scenarios for Single Technology Deployed

#### 3.1.1 Scenario – CMAS in Entire Single Technology Operator Network on All Devices

This scenario illustrates where the CMSP deploys a single delivery technology within the CMSP network to support CMAS alerts, and all mobile devices on that network support the delivery technology and thus the reception of the CMAS alerts.



7  
8  
9

Figure 3-1 CMAS in Entire Single Technology Network on All Devices



### 3.1.2 Scenario – CMAS in Entire Single Technology Operator Network on a Subset of Devices

This scenario illustrates where the CMSP deploys a single delivery technology within the CMSP network to support CMAS alerts, and only a subset of mobile devices on that CMSP network support the delivery technology and thus the reception of the CMAS alerts.

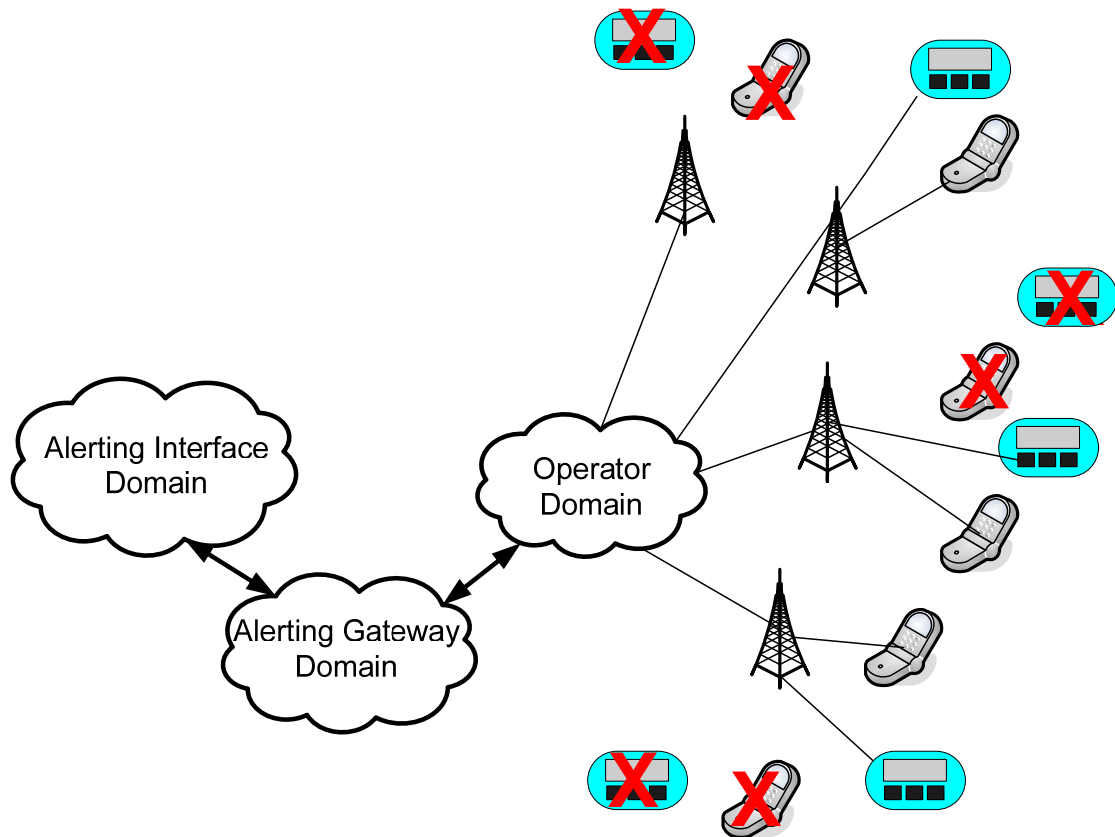


Figure 3-2 CMAS in Entire Network on Sub-set of Devices

### 3.1.3 Scenario – CMAS in Subset of Single Technology Operator’s Network on All Devices

This scenario illustrates where the CMSP deploys a single delivery technology in a subset of the CMSP network to support CMAS alerts, and all mobile devices on that CMSP network support the delivery technology and thus the reception of the CMAS alerts while in the portion of the CMSP network where the delivery technology is deployed.

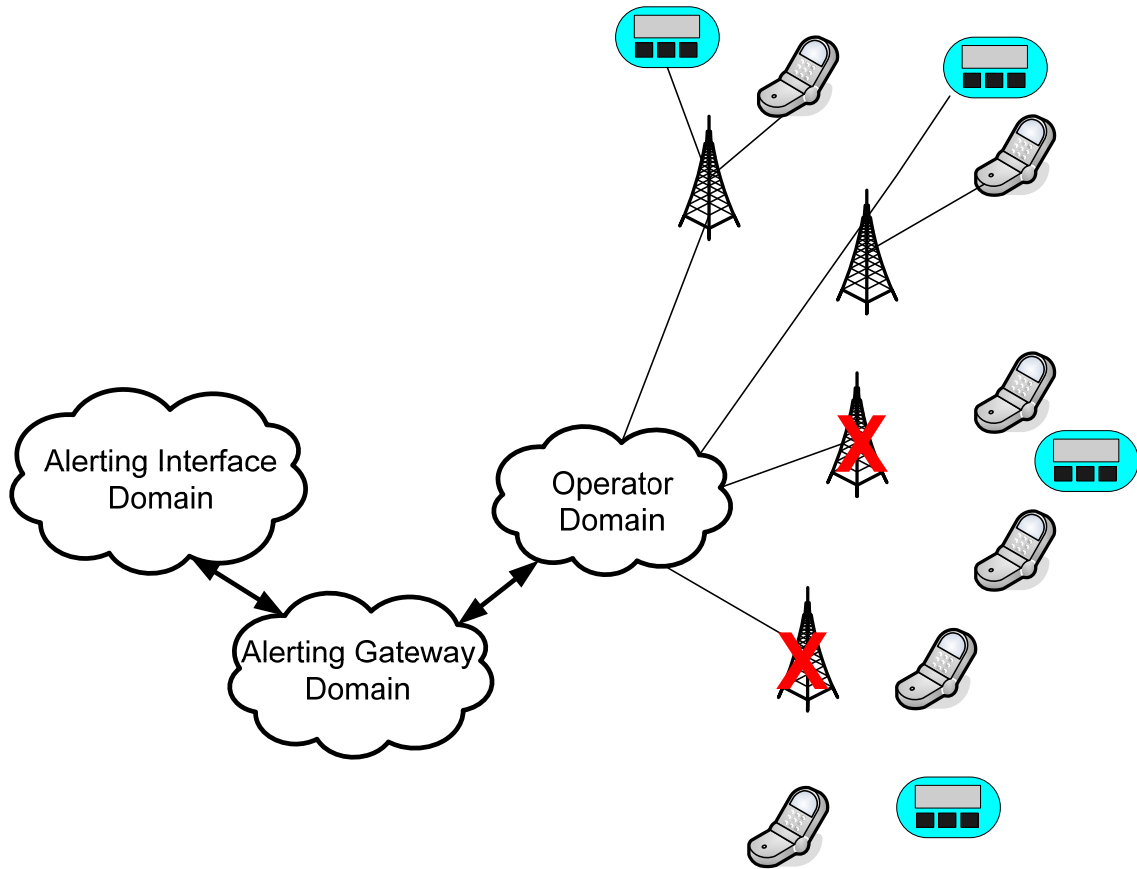


Figure 3-3 CMAS in Subset of Single Technology Operator’s Network on All Devices

### 3.1.4 Scenario – CMAS in Subset of Single Technology Operator’s Network on Subset of Devices

This scenario illustrates where the CMSP deploys a single delivery technology in a subset of the CMSP network to support CMAS, and only a subset of mobile devices on the CMSP network support the delivery technology and thus the reception of the CMAS alerts while in the portion of the CMSP network where the delivery technology is deployed.

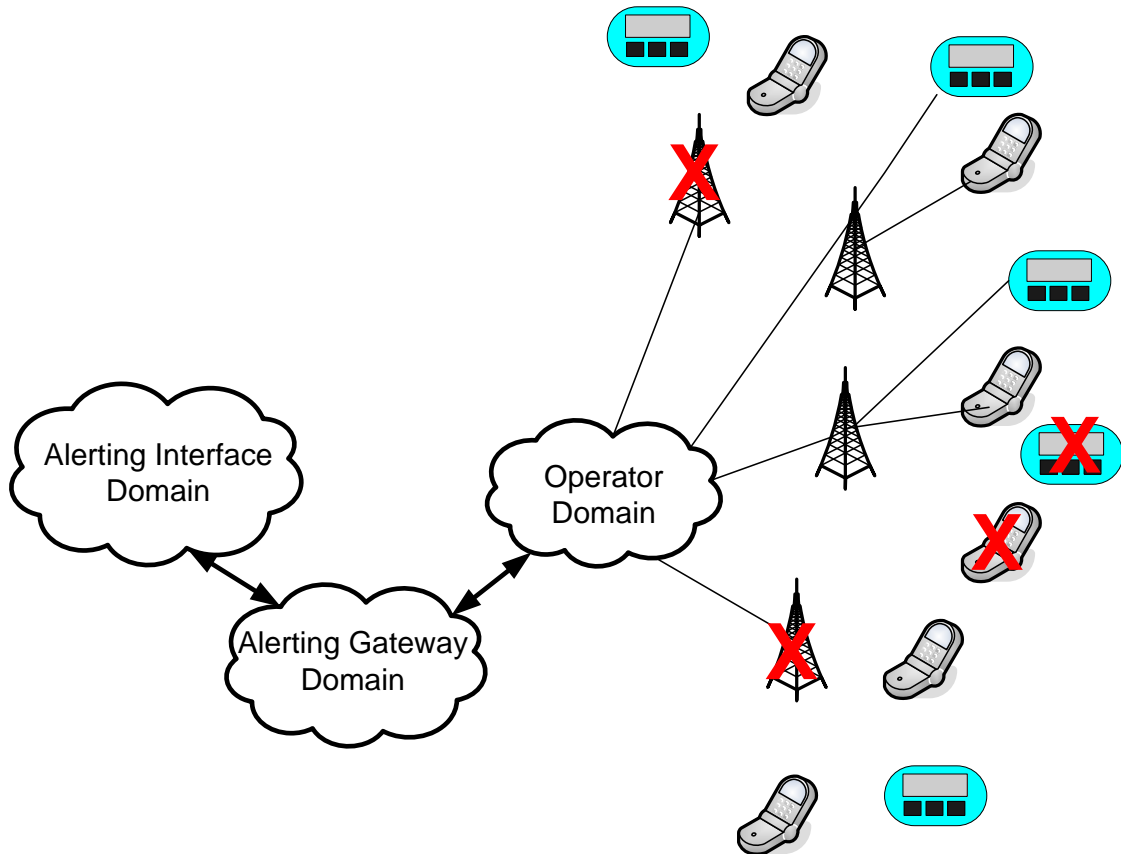


Figure 3-4 CMAS in Subset of Single Technology Operator’s Network on Subset of Devices

### 3.2 Scenarios for Multiple Technologies Deployed

#### 3.2.1 Scenario – CMAS in Entire Multiple Technology Operator Network on All Devices

This scenario illustrates where the CMSP deploys a multiple delivery technologies within the CMSP network to support CMAS alerts, and all mobile devices on that CMSP network support all delivery technologies and thus the reception of the CMAS alerts.

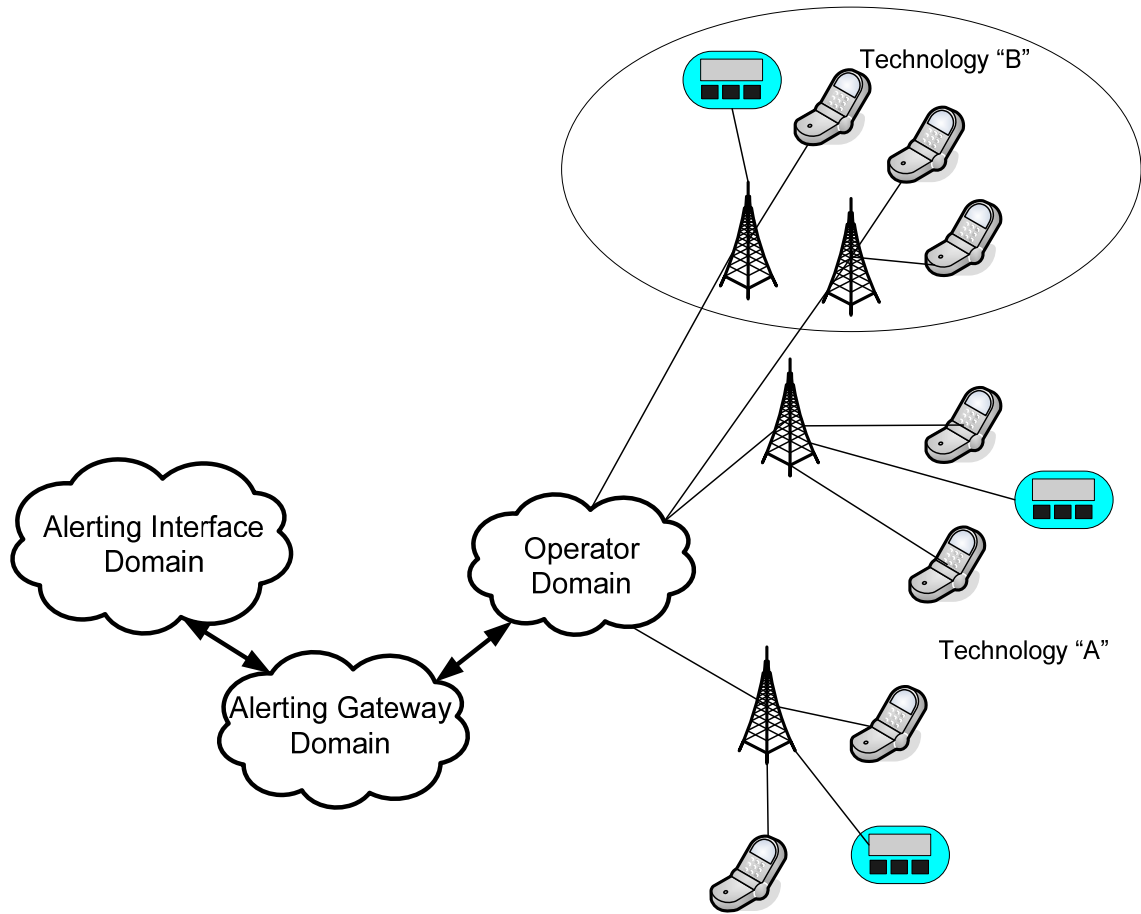


Figure 3-5 CMAS in Entire Multiple Technology Operator Network on All Devices

### 3.2.2 Scenario – CMAS in Entire Multiple Technology Operator Network on Subset of Devices

This scenario illustrates where the CMSP deploys multiple delivery technologies within the CMSP network to support CMAS alerts, and only a subset of mobile devices on the CMSP network supports one or both delivery technologies and thus the reception of the CMAS alerts. Some mobile devices may not support either delivery technology.

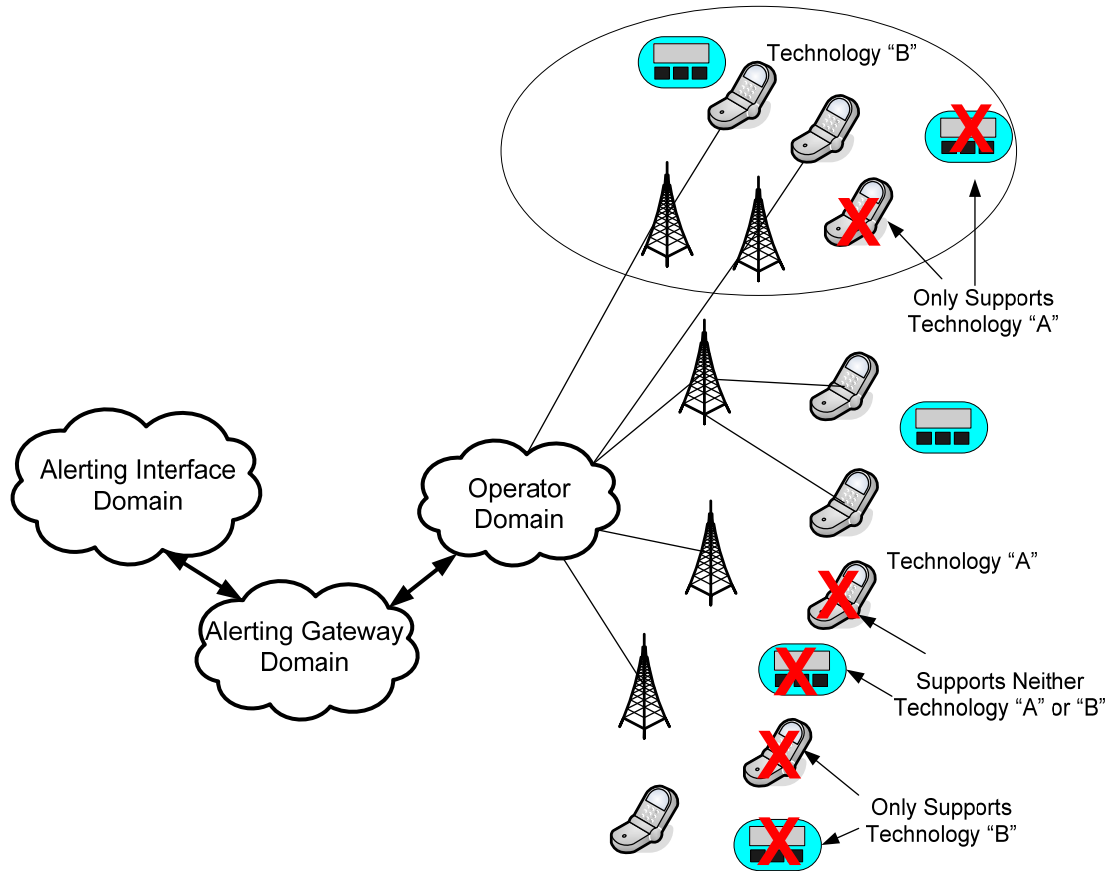


Figure 3-6 CMAS in Entire Multiple Technology Operator Network on Subset of Devices

### 3.2.3 Scenario – CMAS in Subset of Multiple Technology Operator Network on Subset of Devices

This scenario illustrates where the CMSP deploys multiple delivery technologies on a subset of the CMSP network to support CMAS alerts, and only a subset of mobile devices on the CMSP network support one or both delivery technologies and thus the reception of the CMAS alerts. Some mobile devices may not support either delivery technology. This is a realistic picture of the deployment of CMAS, especially in a nationwide scenario.

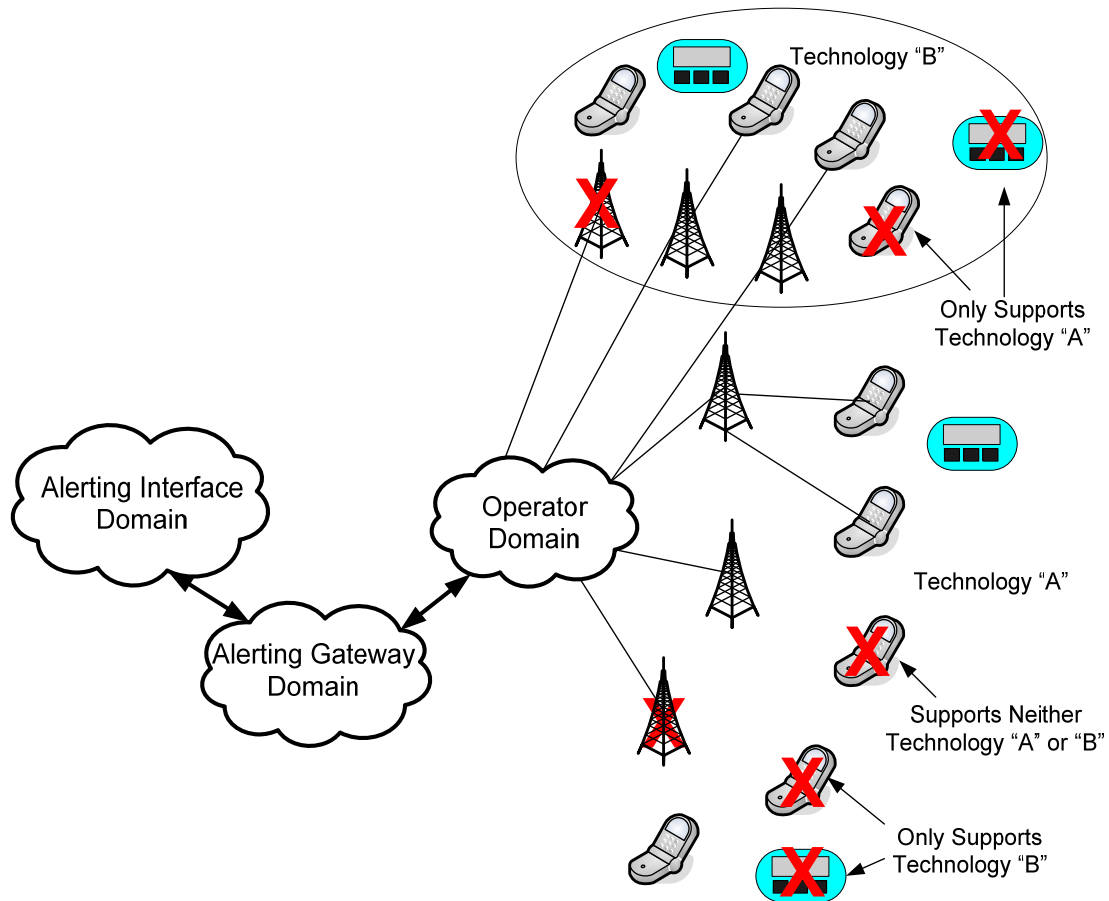


Figure 3-7 CMAS in Subset of Multiple Technology Operator Network on Subset of Devices

### 3.3 Scenario for Operator Does Not Elect to Transmit CMAS Alerts

This option illustrates where the CMSP does not elect to transmit CMAS alerts.

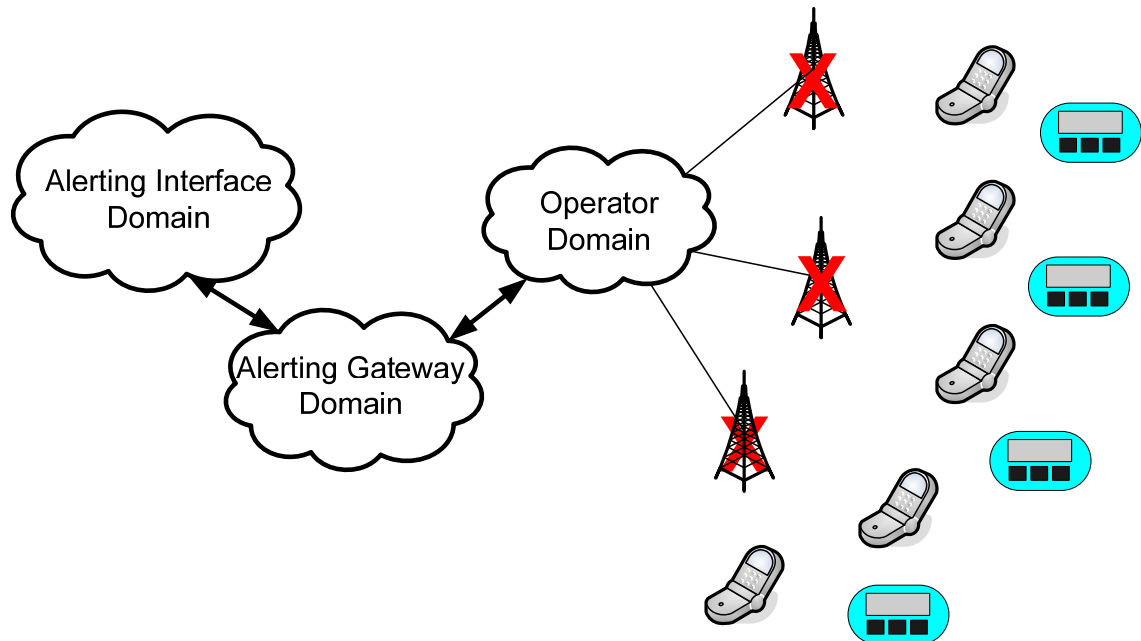


Figure 3-8 Operator Does Not Elect to Transmit CMAS Alerts

### 3.4 Subscriber Notification Recommendations

The CMSAAC, in collaboration with the Cellular Telephone and Internet Association (CTIA) and its membership developed the proposed text to be used by commercial mobile service providers to notify their subscribers 1) when they intend to transmit emergency alerts “in part” or 2) when they do not intend to transmit emergency alerts. The WARN Act appears not to require specific text be developed for service providers who elect to transmit emergency alerts throughout its entire coverage area. Therefore no text was developed for that case.

#### 3.4.1 Notification Procedures

The CMSAAC recommends that carriers retain the discretion to determine how to provide specific information regarding (1) whether or not they offer wireless emergency alerts, and (2) which devices are or are not capable of receiving wireless emergency alerts, as well as how to tailor additional notice, if necessary, for devices offered at other points of sale, *i.e.*, retail outlets, mobile virtual network operators (MVNOs) and third party vendors.

#### 3.4.2 Notification Text Recommendations

The CMSAAC submits the following recommended notice text, consistent with the requirements of the WARN Act.

#### I. NOTICE BY CARRIER WHO INTENDS TO TRANSMIT EMERGENCY ALERTS “IN PART.”

NOTICE REGARDING TRANSMISSION OF  
WIRELESS EMERGENCY ALERTS (Commercial Mobile Alert Service)

1  
2       [[WIRELESS PROVIDER]] has chosen to offer wireless emergency alerts within portions of its service  
3 area, as defined by the terms and conditions of its service agreement, on wireless emergency alert capable  
4 devices. There is no additional charge for these wireless emergency alerts.

5  
6       Wireless emergency alerts may not be available on all devices or in the entire service area, or if a  
7 subscriber is outside of the [WIRELESS PROVIDER's] service area. For details on the availability of this  
8 service and wireless emergency alert capable devices, please ask a sales representative, or go to [[INSERT  
9 WEBSITE URL]].

10  
11       Notice required by FCC Rule XXXX (Commercial Mobile Alert Service).

12  
13  
14 **II. NOTICE BY CARRIER WHO, "IN WHOLE," DOES NOT INTEND TO TRANSMIT EMERGENCY**  
15 **ALERTS**

16  
17  
18       NOTICE TO NEW AND EXISTING SUBSCRIBERS REGARDING TRANSMISSION OF WIRELESS  
19       EMERGENCY ALERTS (Commercial Mobile Alert Service)

20  
21       [[WIRELESS PROVIDER]] presently does not transmit wireless emergency alerts.

22  
23       Notice required by FCC Rule XXXX (Commercial Mobile Alert Service).



1

## 2 **4 CMAS Alert Scenarios**

3 This section provides descriptions recommended by the CMSAAC for many common scenarios which are  
4 related to the support of CMAS Alert messages. These scenarios are a representative sample and do not  
5 include all possible sequences and/or events. Specifically this section will include descriptions of the  
6 following scenarios:

- 7 • Nominal CMAS alert scenarios for text based CMAS alert, as well as future capabilities of  
8 streaming audio, streaming video, and downloaded multimedia CMAS alerts
- 9 • CMAS alert cancellation scenario
- 10 • CMAS alert update scenarios for text based CMAS alert, as well as future capabilities of  
11 streaming audio, streaming video, and downloaded multimedia CMAS alerts
- 12 • CMAS alert expiration scenario
- 13 • Duplicate CMAS alerts scenarios for both duplicate CMAS alerts on the same broadcast  
14 technology and duplicate CMAS alerts from different broadcast technologies
- 15 • Multiple different active CMAS alerts scenarios
- 16 • Multiple different CMAS alerts

### 17 **4.1 Nominal CMAS Alert Scenarios**

18

#### 19 **4.1.1 Scenario for Nominal Text CMAS Alert**

20 An event has occurred and the appropriate government entities have decided to issue a text based CMA to  
21 warn the CMSP subscribers within the indicated alerting area.

22 This scenario applies to both the CMSP subscribers and to subscribers who are roaming as visiting  
23 subscribers into the service area of the CMSP network which will be broadcasting the CMA.

##### 24 **4.1.1.1 Pre-Conditions**

- 25 1. Mobile device is authorized and authenticated for service on CMSP network.
- 26 2. Mobile device is receiving adequate radio signal strength from the CMSP.
- 27 3. Mobile device is in state that allows for the detection and reception of the CMA (e.g., not busy, not on  
28 a voice call).
- 29 4. No previous Commercial Mobile Alert Message (CMAM) is being broadcast by the CMSP.
- 30 5. There is no active CMAM on mobile device.
- 31 6. CMSP subscriber is within the alerting area for the CMA.

##### 32 **4.1.1.2 Normal Flow**

33 The normal flow for the text based CMA is described in the following steps and in the associated flow  
34 diagram which follows:

- 35 1. The appropriate government entity creates the alert message in CAP format which is sent to the  
36 government alerting network over Reference Point A.
- 37 2. The government alerting network validates and authenticates the received alert request.
  - 38 a. If the alert fails validation or authentication, an error response is returned to the originating  
39 government entity and the alert is not sent to the CMSP. End of scenario.

- 1           3. The government alerting network converts the received alert message into the text profile based CMAS  
2           format supported by the CMSP.
- 3                 a. If the alert fails conversion, the alert is not sent to the CMSP. End of scenario.
- 4           4. The text profile based CMAM is sent to the CMSP over Reference Point C.
- 5           5. The CMSP validates the received CMAM.
- 6                 a. If the CMAM fails validation, an error response is returned to the government alerting  
7                 network and the CMAM is not broadcast by the CMSP. End of scenario.
- 8           6. The CMSP sends an acknowledgement to the government alerting network that a valid CMAM has  
9           been received.
- 10          7. The CMSP performs geo-targeting to translate the indicated alert area into the associated set of cell  
11          sites / paging transceivers for the broadcast of the CMA.
- 12                 a. If the CMSP does not support CMAS in the indicated alert area, the CMAM is not broadcast  
13                 by the CMSP. End of scenario.
- 14                 b. If the CMSP does not have any cell site / paging transceiver coverage within the indicated  
15                 alert area, the CMAM is not broadcast by the CMSP. End of scenario.
- 16                 c. If the entire nation is indicated as the alert area then all cell sites / paging transceivers of the  
17                 CMSP which support the CMAS service are used for the broadcast of the CMAM.
- 18          8. The CMSP broadcasts the CMAM to the set of cell sites / paging transceivers identified by the geo-  
19          targeting processing in the previous step.
- 20                 a. The CMAM is broadcast via the CMSP selected technology.
- 21          9. The mobile device monitors for the broadcast of the CMAM via the CMSP selected technology.
- 22                 a. If the CMAM is not a Presidential alert and if the end user opt-out selections for CMAS alerts  
23                 indicate that this type of CMAM is not to be presented, the CMAM is discarded or ignored.  
24                 End of scenario.
- 25          10. The CMAM is received and presented to the end user including the activation of the CMAS audio  
26          attention signal and/or the activation of the special emergency alert vibration cadence (if mobile device  
27          has vibration capabilities) for a short duration as defined by CMSP policies and by the capabilities of  
28          the mobile device, and display of the CMAM message text on the visual display of the mobile device.
- 29                 a. Activation of the CMAS audio attention signal and/or special vibration cadence complies with  
30                 the end user mobile device configuration as defined in Section 7.2, below.
- 31          11. The behavior of the mobile device beyond this point is outside the scope of the WARN Act and,  
32          therefore, is not subject to recommendations by the CMSAAC. The functionality of the mobile device  
33          is CMSP and mobile device specific.
- 34
- 35

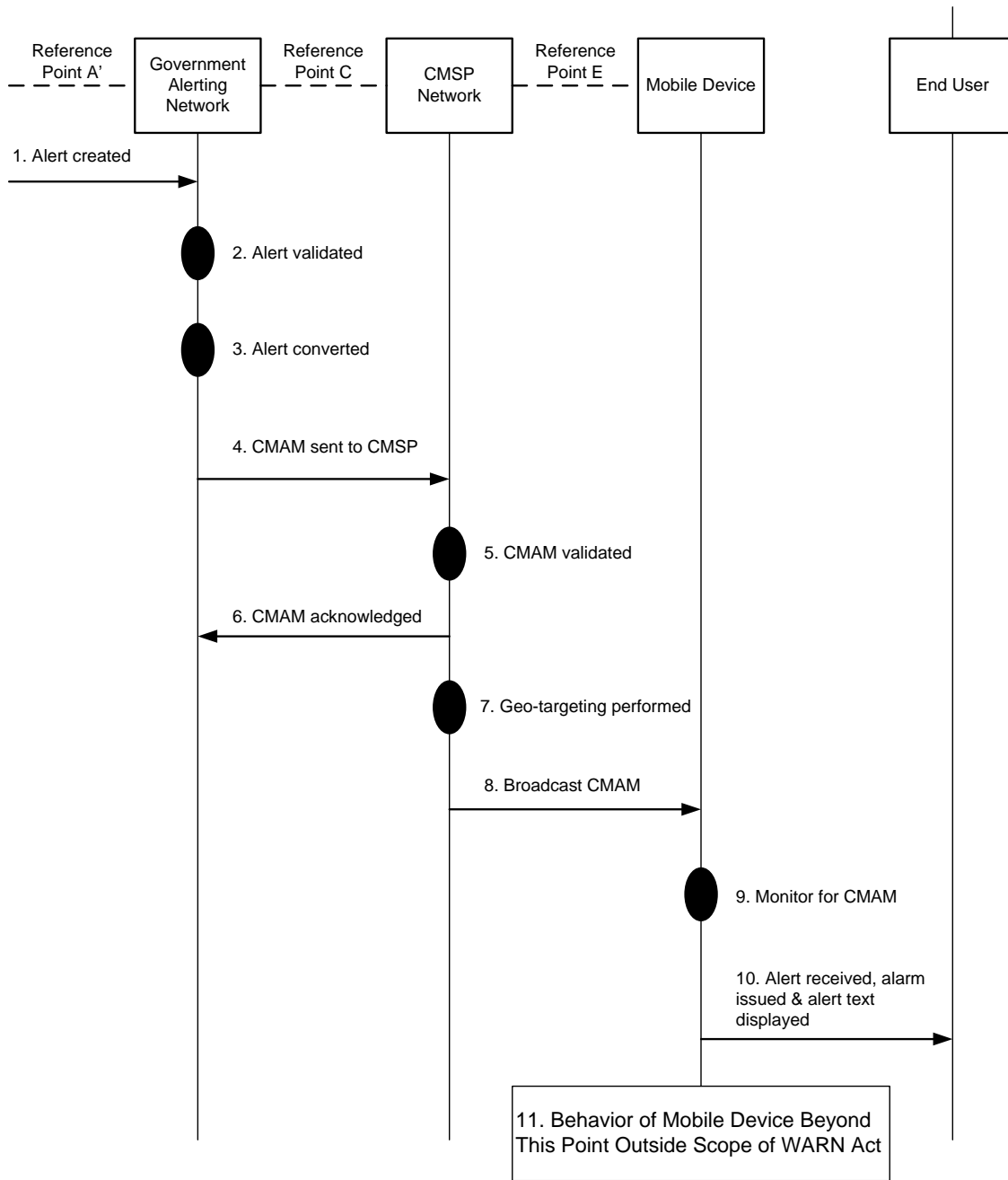


Figure 4-1 Flow for Scenario for Nominal Text CMAS Alert

#### 4.1.2 Scenario for Nominal Streaming Audio or Streaming Video CMAS Alert

Streaming audio or streaming video CMAS alerts are a future capability.

### 4.1.3 Scenario for Nominal Downloaded Multimedia CMAS Alert

Downloaded multimedia CMAS alerts are a future capability.

## 4.2 CMAS Alert Cancellation Scenario

The event that caused the issuance of the CMA has changed and the appropriate government entities have decided that the event is no longer an imminent threat to life or property. Consequently the appropriate government entities have decided to issue a cancellation of the CMA.

This scenario applies to both the CMSP subscribers and to subscribers who are roaming as visiting subscribers into the service area of the CMSP network which will be broadcasting the CMA.

If the received CMAM cancellation is not valid and if, as a part of its implementation, the CMSP has enabled message retransmission, the CMSP may continue to send the original alert until expiry or until a valid CMAM cancellation is received.

### 4.2.1 Pre-Conditions

1. Mobile device is authorized and authenticated for service on CMSP network.
2. Mobile device is receiving adequate radio signal strength from the CMSP.
3. Mobile device is in state that allows for the detection and reception of the CMA (e.g., not busy, not on a voice call).
4. A previous non-expired Commercial Mobile Alert Message (CMAM) has been broadcast by the CMSP and has been received by the mobile device (i.e., there is an active CMAM on the mobile device).
6. CMSP subscriber is within the alerting area of the active CMA.

### 4.2.2 Normal Flow

The normal flow for the cancelled CMA is described in the following steps and in the associated flow diagram which follows:

1. The appropriate government entity creates the alert cancellation message in CAP format which is sent to the government alerting network over Reference Point A.
2. The government alerting network validates and authenticates the received alert cancellation request.
  - a. If the alert fails validation or authentication, an error response is returned to the originating government entity and the alert cancellation is not sent to the CMSP. End of scenario.
3. The government alerting network converts the received alert message into the text profile based CMAS format support by the CMSP
  - a. The Alert Gateway ensures that the urgency, severity, certainty match the values of those fields in the original message. As a consequence, a cancelled CMAM passed to the CMSP Gateway has the same urgency, severity, certainty, and message category as the original CMA alert in order to ensure the opt-out filter on the handset is the same for both messages. Therefore if the original CMAM was ignored based on opt-out criteria, then the CMAM cancellation should also be ignored.
  - b. If the alert fails conversion, the alert cancellation is not sent to the CMSP. End of scenario.
4. The CMAM cancellation is sent to the CMSP over Reference Point C.
5. The CMSP validates the received CMAM cancellation.

- 1           a. If the CMAM cancellation fails validation, an error response is returned to the government alerting  
2           network and the CMAM cancellation is not broadcast by the CMSP. End of scenario.
- 3           6. The CMSP sends an acknowledgement to the government alerting network that a valid CMAM  
4           cancellation has been received.
- 5           7. The CMSP discontinues the broadcasts the associated CMAM including the text component and any  
6           associated audio, video, or multimedia components.
- 7           8. The CMSP performs geo-targeting to translate the indicated alert area into the associated set of cell  
8           sites / paging transceivers for the broadcast of the CMA.
  - 9           a. If the CMSP does not support CMAS in the indicated alert area, the CMAM is not broadcast  
10           by the CMSP. End of scenario.
  - 11           b. If the CMSP does not have any cell site / paging transceiver coverage within the indicated  
12           alert area, the CMAM is not broadcast by the CMSP. End of scenario.
  - 13           c. If the entire nation is indicated as the alert area then all cell sites / paging transceivers of the  
14           CMSP which support the CMAS service are used for the broadcast of the CMAM.
- 15           9. The CMSP broadcasts the CMAM cancellation to the same set of cell sites / paging transceivers  
16           identified by the geo-targeting processing in the previous step.
- 17           10. The mobile device monitors for the broadcast of the CMAM cancellation via the CMSP selected  
18           technology and receives the CMAM cancellation.
  - 19           a. If the CMAM cancellation is not a Presidential alert and if the end user opt-out selections for  
20           CMAS alerts indicate that this type of CMAM is not to be presented, the CMAM cancellation  
21           is discarded or ignored. End of scenario.
- 22           11. The CMAM cancellation is received and the CMAM cancellation is presented to the end user  
23           including the activation of the CMAS audio attention signal and/or the activation of the special  
24           emergency alert vibration cadence (if mobile device has vibration capabilities) for a short duration as  
25           defined by CMSP policies and the capabilities of the mobile device, and the display of the CMAM  
26           cancellation message text on the visual display of the mobile device.
  - 27           a. Activation of the CMAS audio attention signal and/or special vibration cadence will comply with  
28           the end user mobile device configuration as defined in Section 7.2 below.
- 29           12. The behavior of the mobile device beyond this point is outside the scope of the WARN Act and,  
30           therefore, is not subject to recommendations by the CMSAAC. The functionality of the mobile device  
31           is CMSP and mobile device specific.

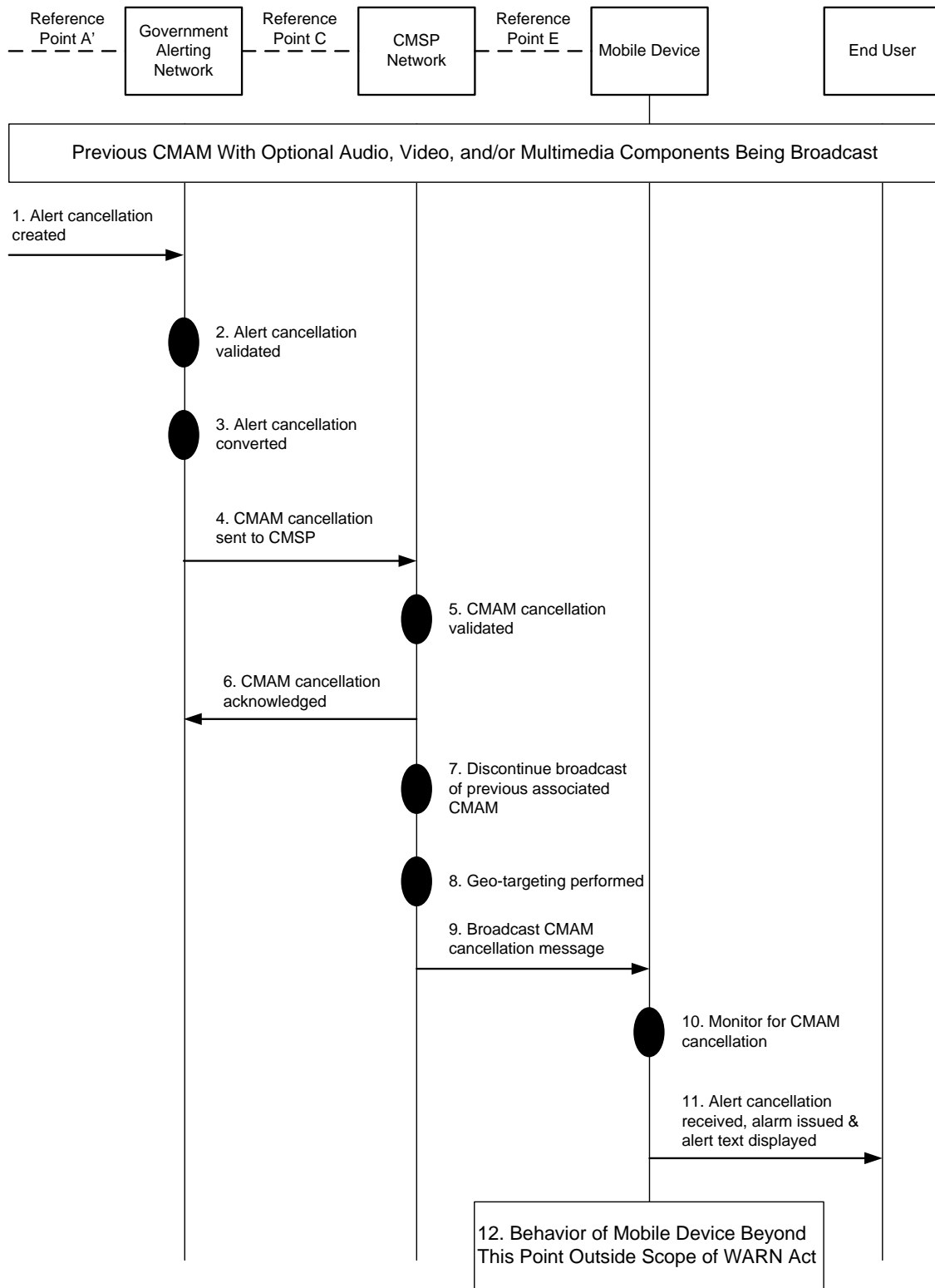


Figure 4-2 Flow for CMAS Alert Cancellation Scenario

1  
2  
3  
4

## 4.3 CMAS Alert Update Scenarios

### 4.3.1 Scenario for Update of Text CMAS Alert

The appropriate government entities have decided to issue an update to a previously issued text based CMA to warn the CMSP subscribers within the indicated alerting area about changes associated with the event that caused the issuance of the previous CMA.

This scenario applies to both the CMSP subscribers and to subscribers who are roaming as visiting subscribers into the service area of the CMSP network which will be broadcasting the CMA.

If the received CMAM cancellation is not valid and if, as a part of its implementation, the CMSP has enabled message retransmission, the CMSP may continue to send the original alert until expiration or until a valid CMAM cancellation is received.

#### 4.3.1.1 Pre-Conditions

1. Mobile device is authorized and authenticated for service on CMSP network.
2. Mobile device is receiving adequate radio signal strength from the CMSP.
3. Mobile device is in state that allows for the detection and reception of the CMA (e.g., not busy, not on a voice call).
4. The CMSP may be broadcasting a previous CMA which is associated with the updated CMA.
5. A CMAM may be active on mobile device.
6. CMSP subscriber is within the alerting area of the updated CMA.

#### 4.3.1.2 Normal Flow

The normal flow for the update of text based CMAM is described in the following steps and in the associated flow diagram which follows:

1. The appropriate government entity creates the updated alert message in CAP format which is sent to the government alerting network over Reference Point A.
2. The government alerting network validates and authenticates the received updated alert request.
  - a. If the alert fails validation or authentication, or conversion, an error response is returned to the originating government entity and the alert is not sent to the CMSP. End of scenario.
3. The government alerting network converts the received alert message into the text profile based CMAS format supported by the CMSP.
  - a. The Alert Gateway ensures that the urgency, severity, certainty match the values of those fields in the original message. As a consequence, an updated CMAM passed to the CMSP Gateway has the same urgency, severity, certainty, and message category as the original CMA alert in order to ensure the opt-out filter on the handset is the same for both messages. Therefore if the original CMAM was ignored based on opt-out criteria, then the updated CMAM should also be ignored.
  - b. If the alert fails conversion, the alert is not sent to the CMSP. End of scenario.
4. The updated text based CMAM is sent to the CMSP over Reference Point C.
5. The CMSP validates the received updated CMAM.
  - a. If the updated CMAM fails validation, an error response is returned to the government alerting network and the updated CMAM is not broadcast by the CMSP. End of scenario.
6. The CMSP sends an acknowledgement to the government alerting network that a valid updated CMAM has been received.
7. The CMSP discontinues any broadcasts of the previously issued CMAM.

- 1           8. The CMSP performs geo-targeting to translate the indicated alert area into the associated set of cell  
2           sites / paging transceivers for the broadcast of the updated CMAM.
- 3           a. If the CMSP does not support CMAS in the indicated alert area, the updated CMAM is not  
4           broadcast by the CMSP. End of scenario.
- 5           b. If the CMSP does not have any cell site / paging transceiver coverage within the indicated alert  
6           area, the updated CMAM is not broadcast by the CMSP. End of scenario.
- 7           c. If the entire nation is indicated as the alert area then all cell sites / paging transceivers of the  
8           CMSP which support the CMAS service are used for the broadcast of the updated CMAM.
- 9           9. The CMSP broadcasts the updated CMAM to the set of cell sites / paging transceivers identified by the  
10           geo-targeting processing in the previous step.
- 11           a. The updated CMAM is broadcast via the CMSP selected technology.
- 12           10. The mobile device monitors for the broadcast of the updated CMAM via the CMSP selected  
13           technology.
- 14           a. If the updated CMAM is not a Presidential alert and if the end user opt-out selections for CMAS  
15           alerts indicate that this type of CMAS alert is not to be presented, the updated CMAM is discarded  
16           or ignored. End of scenario.
- 17           11. The updated CMAM is received and presented to the end user including the activation of the CMAS  
18           audio attention signal and/or the activation of the special emergency alert vibration cadence (if mobile  
19           device has vibration capabilities) for a short duration as defined by CMSP policies and the capabilities  
20           of the mobile device, and the display of the updated CMAM message text on the visual display of the  
21           mobile device.
- 22           a. Activation of the CMAS audio attention signal and/or special vibration cadence complies with the  
23           end user mobile device configuration as defined in Section 7.2 below.
- 24           12. The behavior of the mobile device beyond this point is outside the scope of the WARN Act and,  
25           therefore, is not subject to recommendations by the CMSAAC. The functionality of the mobile device  
26           is CMSP and mobile device specific.



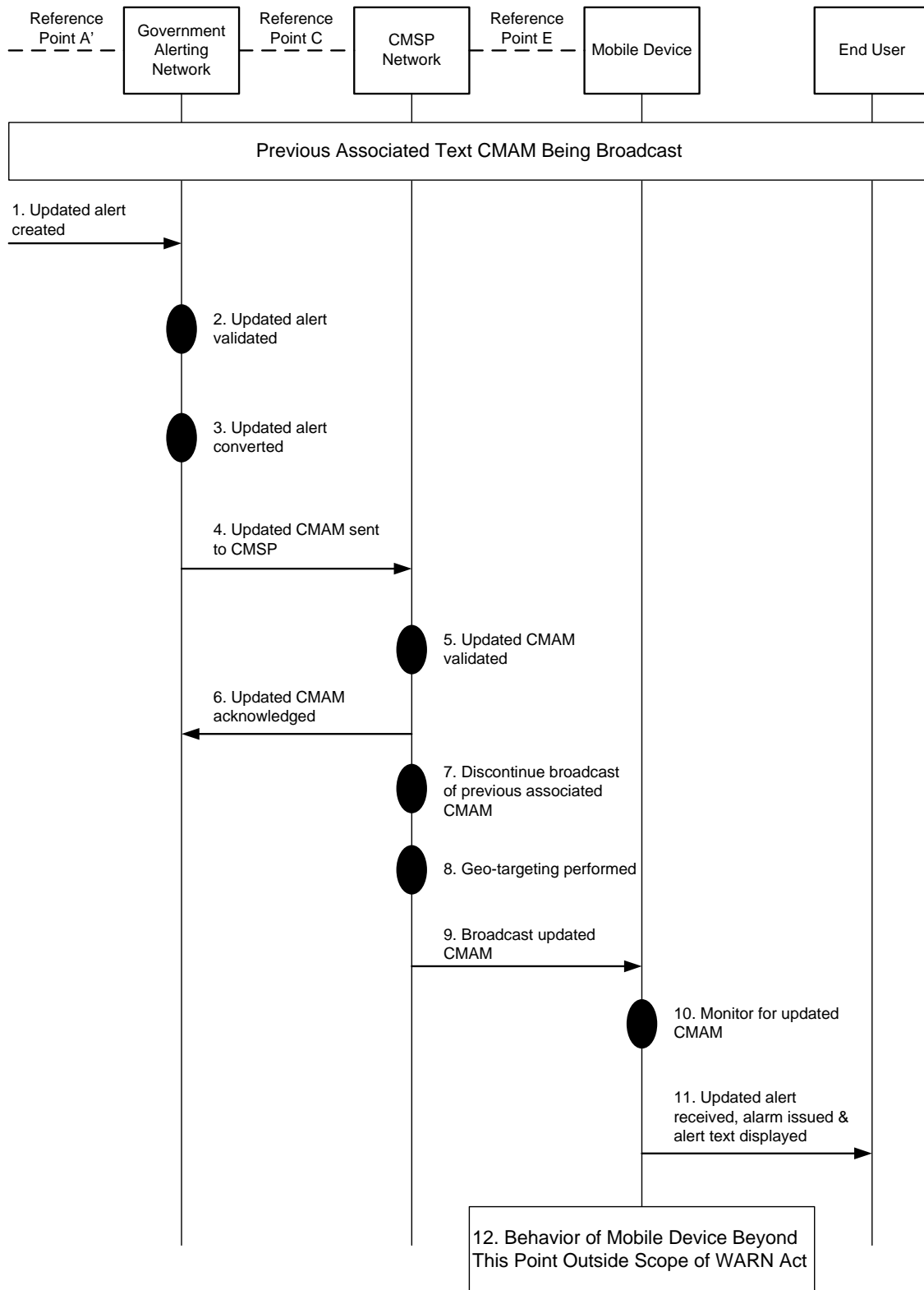


Figure 4-3 Flow for Scenario for Update of Text CMAS Alert

1  
2  
3  
4

1           **4.3.2      Scenario for Update of Streaming Audio or Streaming**  
2                           **Video CMAS Alert**

3           Streaming audio or streaming video CMAS alerts are a future capability.  
4

5           **4.3.3      Scenario for Update of Downloaded Multimedia CMAS**  
6                           **Alert**

7           Downloaded multimedia CMAS alerts are a future capability.  
8

9           **4.4         CMAS Alert Expiration Scenario**

10          The previously issued Commercial Mobile Alert Message (CMAM) alert has reached its expiration time  
11          without having been updated or cancelled. This scenario describes the functionality when the expiration  
12          time has been detected.  
13

14          **4.4.1      Pre-Conditions**

- 15          1. The associated non-expired non-cancelled CMAM has been or is currently being broadcast by the  
16          CMSP.  
17

18          **4.4.2      Normal Flow**

19          The normal flow for the CMAS alert expiration is described in the following steps and in the associated  
20          flow diagram which follows:

- 21          1. The expiration time of a previously issued CMAM has been determined by the CMSP.  
22          2. Any active broadcasts of text component of the previously issued CMAM are discontinued by the  
23          CMSP.  
24          3. All active broadcasts of any associated audio, video, or multimedia components of the previously issue  
25          CMAM are discontinued by the CMSP.  
26

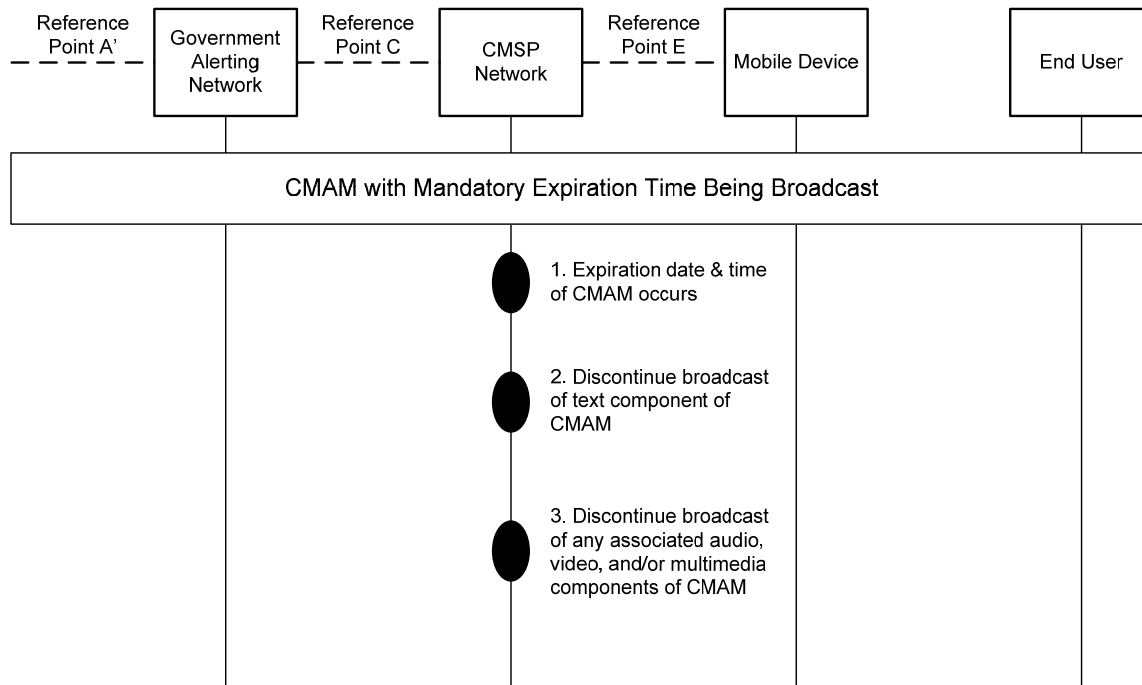


Figure 4-4 Flow for CMAS Alert Expiration Scenario

## 4.5 Duplicate CMAS Alerts Scenarios

### 4.5.1 Scenario for Duplicate CMAS Alerts on Same Broadcast Technology

A CMAM is being retransmitted by the CMSP network. The mobile device detects and ignores the duplicate CMAM.

This scenario applies to both the CMSP subscribers and to subscribers who are roaming as visiting subscribers into the service area of the CMSP network which will be broadcasting the CMA.

#### 4.5.1.1 Pre-Conditions

1. Mobile device is authorized and authenticated for service on CMSP network.
2. Mobile device is receiving adequate radio signal strength from the CMSP.
3. Mobile device is in state that allows for the detection and reception of CMAM (e.g., not busy, not on a voice call).
4. A previous copy of the CMAM has been broadcast by the CMSP.
5. The previous copy of the CMAM is contained on mobile device.
6. CMSP subscriber is still within the alerting area for the CMA.

#### 4.5.1.2 Normal Flow

The flow for duplicate CMAM on the same broadcast technology is described in the following steps and in the associated flow diagram which follows:

- 1 1. The CMSP network retransmits a previously broadcast CMAM.
- 2 a. The CMAM being retransmitted contains the same message identifier as the previously broadcast
- 3 version.
- 4 b. The retransmission could be performed by the CMSP selected delivery technology depending on
- 5 the capabilities of the delivery technology.
- 6 2. The mobile device monitors for the broadcast of the CMAM via the CMSP selected technology.
- 7 3. The mobile device detects the received CMAM as a duplicate CMAM based upon message identifier
- 8 and other message attributes. The duplicate CMAM is ignored and discarded by the mobile station.
- 9

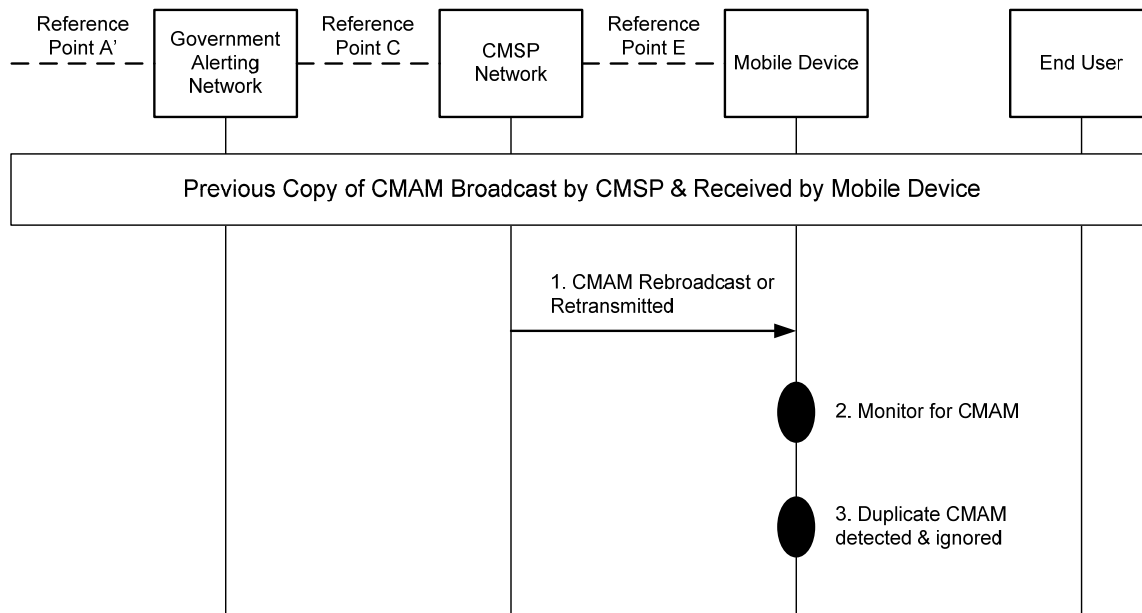


Figure 4-5 Flow for Scenario for Duplicate CMAS Alerts on Same Broadcast Technology

## 4.5.2 Scenario for Duplicate CMAS Alerts on Different Broadcast Technologies

An event has occurred and the appropriate government entities have decided to issue a text based CMA to warn the CMSP subscribers within the indicated alerting area. The CMSP network supports more than one broadcast technology in the indicated alerting area and the CMSP elects to broadcast the CMA on more than one technology in the indicated alerting area.

Support of multiple broadcast technologies by the CMSP network may be result of the deployment and implementation of newer broadcast technologies.

This scenario applies to both the CMSP subscribers and to subscribers who are roaming as visiting subscribers into the service area of the CMSP network which will be broadcasting the CMA.

### 4.5.2.1 Pre-Conditions

1. Mobile device is authorized and authenticated for service on CMSP network.
2. Mobile device is receiving adequate radio signal strength from the CMSP.

- 1 3. Mobile device is in state that allows for the detection and reception of the CMA (e.g., not busy, not on  
2 a voice call).
- 3 4. No previous CMAM is being broadcast by the CMSP.
- 4 5. There is no active CMAM on mobile device.
- 5 6. CMSP subscriber is still within the alerting area for the CMA.
- 6 7. The mobile device is capable of receiving the CMAM from more than one broadcast technology.
- 7

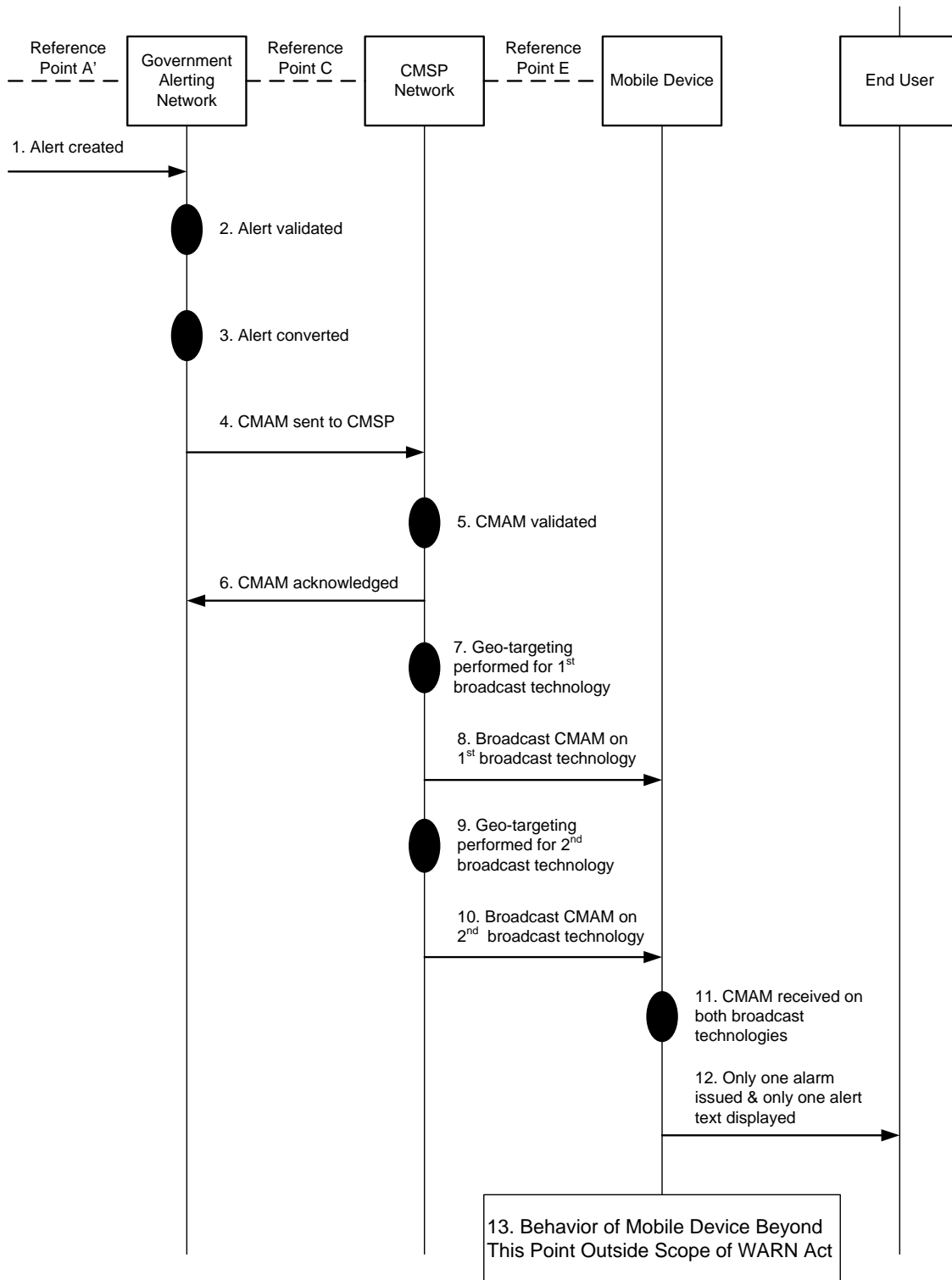
#### 8 **4.5.2.2 Normal Flow**

9 The flow for duplicate text profile based CMAS alerts on the different broadcast technologies is described  
10 in the following steps and in the associated flow diagram which follows:

- 11 1. The appropriate government entity creates the alert message in CAP format which is sent to the  
12 government alerting network over Reference Point A.
- 13 2. The government alerting network validates and authenticates the received alert request.
  - 14 a. If the alert fails validation or authentication, an error response is returned to the originating  
15 government entity and the alert is not sent to the CMSP. End of scenario.
- 16 3. The government alerting network converts the received alert message into the text profile based CMAS  
17 format supported by the CMSP.
  - 18 a. If the alert fails conversion, the alert is not sent to the CMSP. End of scenario.
- 19 4. The text profile based CMAM is sent to the CMSP over Reference Point C.
- 20 5. The CMSP validates the received CMAM.
  - 21 a. If the CMAM fails validation, an error response is returned to the government alerting  
22 network and the CMAM is not broadcast by the CMSP. End of scenario.
- 23 6. The CMSP sends an acknowledgement to the government alerting network that a valid CMAM has  
24 been received.
- 25 7. The CMSP performs geo-targeting to translate the indicated alert area into the associated set of cell  
26 sites / paging transceivers for the first broadcast technology used for the broadcast of the CMAM.
  - 27 a. If the CMSP does not support CMAS in the indicated alert area, the CMAM is not broadcast  
28 by the CMSP. End of scenario.
  - 29 b. If the CMSP does not have any cell site / paging transceiver coverage for the first broadcast  
30 technology within the indicated alert area, the CMAM is not broadcast by the CMSP using the  
31 first broadcast technology. The CMAM will be processed as described in Section 4.1.1  
32 above. End of scenario.
  - 33 c. If the entire nation is indicated as the alert area then all cell sites / paging transceivers of the  
34 first broadcast technology of the CMSP which support the CMAS service are used for the  
35 broadcast of the CMAM.
- 36 8. The CMSP broadcasts the CMAM using the first broadcast technology to the set of cell sites / paging  
37 transceivers identified by the geo-targeting processing in the previous step.
  - 38 a. The CMAM is broadcast via the first CMSP selected technology.
- 39 9. The CMSP performs geo-targeting to translate the indicated alert area into the associated set of cell  
40 sites / paging transceivers for the second broadcast technology used for the broadcast of the CMAM.
  - 41 a. If the CMSP does not have any cell site / paging transceiver coverage for the second  
42 broadcast technology within the indicated alert area, the CMAM is not broadcast by the  
43 CMSP using the second broadcast technology. The CMAM is processed as described in  
44 Section 4.1.1 above. End of scenario.

- 1                   c. If the entire nation is indicated as the alert area then all cell sites / paging transceivers of the  
2                   second broadcast technology of the CMSP which support the CMAS service are used for the  
3                   broadcast of the CMAM.
- 4           10. The CMSP broadcasts the CMAM using the second broadcast technology to the set of cell sites /  
5           paging transceivers identified by the geo-targeting processing in the previous step.
- 6                   a. The CMAM is broadcast via the second CMSP selected technology.
- 7           11. The CMAM is received from both the first and second broadcast technologies.
- 8           12. Based upon mobile device capabilities and configurations, only one of the received CMAM will be  
9           presented to the end user. The mobile device should only perform one activation of the CMAS audio  
10           attention signal and/or the activation of the special emergency alert vibration cadence (if mobile device  
11           has vibration capabilities).
- 12                   a. If the CMAM is not a Presidential alert and if the end user opt-out selections for CMAS alerts  
13                   indicate that this type of CMAS alert is not to be presented, the CMAM is discarded or  
14                   ignored. End of scenario.
- 15           13. The behavior of the mobile device beyond this point is outside the scope of the WARN Act and,  
16           therefore, is not subject to recommendations by the CMSAAC. The functionality of the mobile device  
17           is CMSP and mobile device specific.

18



1

2

3

Figure 4-6 Flow for Scenario for Duplicate CMAS Alerts on Different Broadcast Technologies

## 4.6 Multiple Different Active CMAS Alerts Scenario

An event has occurred and the appropriate government entities have decided to issue a text based CMA to warn the CMSP subscribers within the indicated alerting area. During the broadcast period of the 1<sup>st</sup> alert message, a second event has occurred for the same alerting area and the appropriate government entities have decided to issue a second text based CMA to warn the CMSP subscribers within the indicated alerting area.

The CMSP processes CMAM received from the Alert Gateway on a first come first served basis. There is no prioritization of processing or delivery of CMAM within the CMSP network.

This scenario applies to both the CMSP subscribers and to subscribers who are roaming as visiting subscribers into the service area of the CMSP network which will be broadcasting the CMA.

### 4.6.1 Pre-Conditions

1. Mobile device is authorized and authenticated for service on CMSP network.
2. Mobile device is receiving adequate radio signal strength from the CMSP.
3. Mobile device is in state that allows for the detection and reception of CMA (e.g., not busy, not on a voice call).
4. No previous CMAM is being broadcast by the CMSP.
5. There is no CMAM on mobile device.
6. CMSP subscriber is within the alerting area for the CMA.
7. Both CMA are to be issued for the same alerting area.

### 4.6.2 Normal Flow

The flow for multiple different CMAS alerts within the same alerting area is described in the following steps and in the associated flow diagram which follows:

1. The appropriate government entity creates the 1<sup>st</sup> alert message in CAP format which is sent to the government alerting network over Reference Point A.
2. The government alerting network validates and authenticates the 1<sup>st</sup> received alert request.
  - a. If the 1<sup>st</sup> alert fails validation or authentication, an error response is returned to the originating government entity and the alert is not sent to the CMSP. End of scenario.
3. The government alerting network converts the 1<sup>st</sup> received alert message into the text profile based CMAS format supported by the CMSP.
  - a. If the alert fails conversion, the alert is not sent to the CMSP. End of scenario.
4. The 1<sup>st</sup> text profile based CMAM is sent to the CMSP over Reference Point C.
5. The CMSP validates the 1<sup>st</sup> received CMAM.
  - a. If the 1<sup>st</sup> CMAM fails validation, an error response is returned to the government alerting network and the CMAM is not broadcast by the CMSP. End of scenario.
6. The CMSP sends an acknowledgement to the government alerting network that the 1<sup>st</sup> received CMAM is valid.
7. The CMSP performs geo-targeting for the 1<sup>st</sup> CMAS alert to translate the indicated alert area into the associated set of cell sites / paging transceivers for the broadcast of the 1<sup>st</sup> CMAM.
  - a. If the CMSP does not support CMAS in the indicated alert area, the 1<sup>st</sup> CMAM is not broadcast by the CMSP. End of scenario.



- 1           b. If the CMSP does not have any cell site / paging transceiver coverage within the indicated alert  
2           area, the 1<sup>st</sup> CMAM is not broadcast by the CMSP. End of scenario.
- 3           c. If the entire nation is indicated as the alert area then all cell sites / paging transceivers of the  
4           CMSP which support the CMAS service are used for the broadcast of the 1<sup>st</sup> CMA.
- 5           8. The CMSP broadcasts the 1<sup>st</sup> CMAM to the set of cell sites / paging transceivers identified by the geo-  
6           targeting processing in the previous step.
  - 7           a. The 1<sup>st</sup> CMAM is broadcast via the CMSP selected technology.
- 8           9. The 1<sup>st</sup> CMAM is received and presented to the end user including the activation of the CMAS audio  
9           attention signal and/or the activation of the special emergency alert vibration cadence (if mobile device  
10           has vibration capabilities) for a short duration as defined by CMSP policies and by the capabilities of  
11           the mobile device, and display of the 1<sup>st</sup> CMAM message text on the visual display of the mobile  
12           device.
  - 13           a. If the 1<sup>st</sup> CMAM is not a Presidential alert and if the end user opt-out selections for CMAS alerts  
14           indicate that this type of CMAS alert is not to be presented, the CMAM is discarded or ignored.
  - 15           b. Activation of the CMAS audio attention signal and/or special vibration cadence complies with the  
16           end user mobile device configuration as defined in Section 7.2 below.
- 17           10. An appropriate government entity creates a 2<sup>nd</sup> alert message in CAP format for the same alerting area  
18           as the 1<sup>st</sup> alert message. The 2<sup>nd</sup> alert message is sent to the government alerting network over  
19           Reference Point A.
- 20           11. The government alerting network validates and authenticates the 2<sup>nd</sup> received alert request.
  - 21           a. If the 2<sup>nd</sup> alert fails validation or authentication, an error response is returned to the originating  
22           government entity and the alert is not sent to the CMSP. End of scenario.
- 23           12. The government alerting network converts the 2<sup>nd</sup> received alert message into the text profile based  
24           CMAS format supported by the CMSP.
  - 25           a. If the alert fails conversion, the alert is not sent to the CMSP. End of scenario.
- 26           13. The 2<sup>nd</sup> text profile based CMAM is sent to the CMSP over Reference Point C.
- 27           14. The CMSP validates the 2<sup>nd</sup> received CMAM.
  - 28           a. If the 2<sup>nd</sup> CMAM fails validation, an error response is returned to the government alerting network  
29           and the CMAM is not broadcast by the CMSP. End of scenario.
- 30           15. The CMSP sends an acknowledgement to the government alerting network that the 2<sup>nd</sup> received  
31           CMAM is valid.
- 32           16. The CMSP performs geo-targeting for the 2<sup>nd</sup> CMAM to translate the indicated alert area into the  
33           associated set of cell sites / paging transceivers for the broadcast of the 2<sup>nd</sup> CMAM.
  - 34           a. For this scenario, since the indicated alert area of the 1<sup>st</sup> and 2<sup>nd</sup> CMAM are the same, the results  
35           of the geo-targeting for both the 1<sup>st</sup> and 2<sup>nd</sup> CMAM should return the same set of cell sites / paging  
36           transceivers.
- 37           17. The CMSP broadcasts the 2<sup>nd</sup> CMAM to the set of cell sites / paging transceivers identified by the geo-  
38           targeting processing step.
  - 39           a. The 2<sup>nd</sup> CMAM is broadcast via the CMSP selected technology.
  - 40           b. The retransmission of the 1<sup>st</sup> CMAM and the initial transmission of the 2<sup>nd</sup> CMAM may be  
41           simultaneously broadcast, or may be transmitted sequentially, depending on the delivery  
42           technology
- 43           18. The 2<sup>nd</sup> CMAM is received and presented to the end user including the activation of the CMAS audio  
44           attention signal and/or the activation of the special emergency alert vibration cadence (if mobile device  
45           has vibration capabilities) for a short duration as defined by CMSP policies and by the capabilities of  
46           the mobile device, and display of the 2<sup>nd</sup> CMAM message text on the visual display of the mobile  
47           device.

- 1                   a. If the 2<sup>nd</sup> CMAM is not a Presidential alert and if the end user opt-out selections for CMAS alerts  
2                   indicate that this type of CMAS alert is not to be presented, the 2<sup>nd</sup> CMAM is discarded or  
3                   ignored.
- 4                   b. Activation of the CMAS audio attention signal and/or special vibration cadence complies with the  
5                   end user mobile device configuration as defined in Section 7.2 below.
- 6                   c. The mobile device ignores the retransmission of the duplicate 1<sup>st</sup> CMAM.
- 7                   d. The mobile device processing and presentation of multiple received CMAS alerts is outside the  
8                   scope of the WARN Act and, therefore, is not subject to recommendations by the CMSAAC. The  
9                   functionality of the mobile device is CMSP and mobile device specific

10

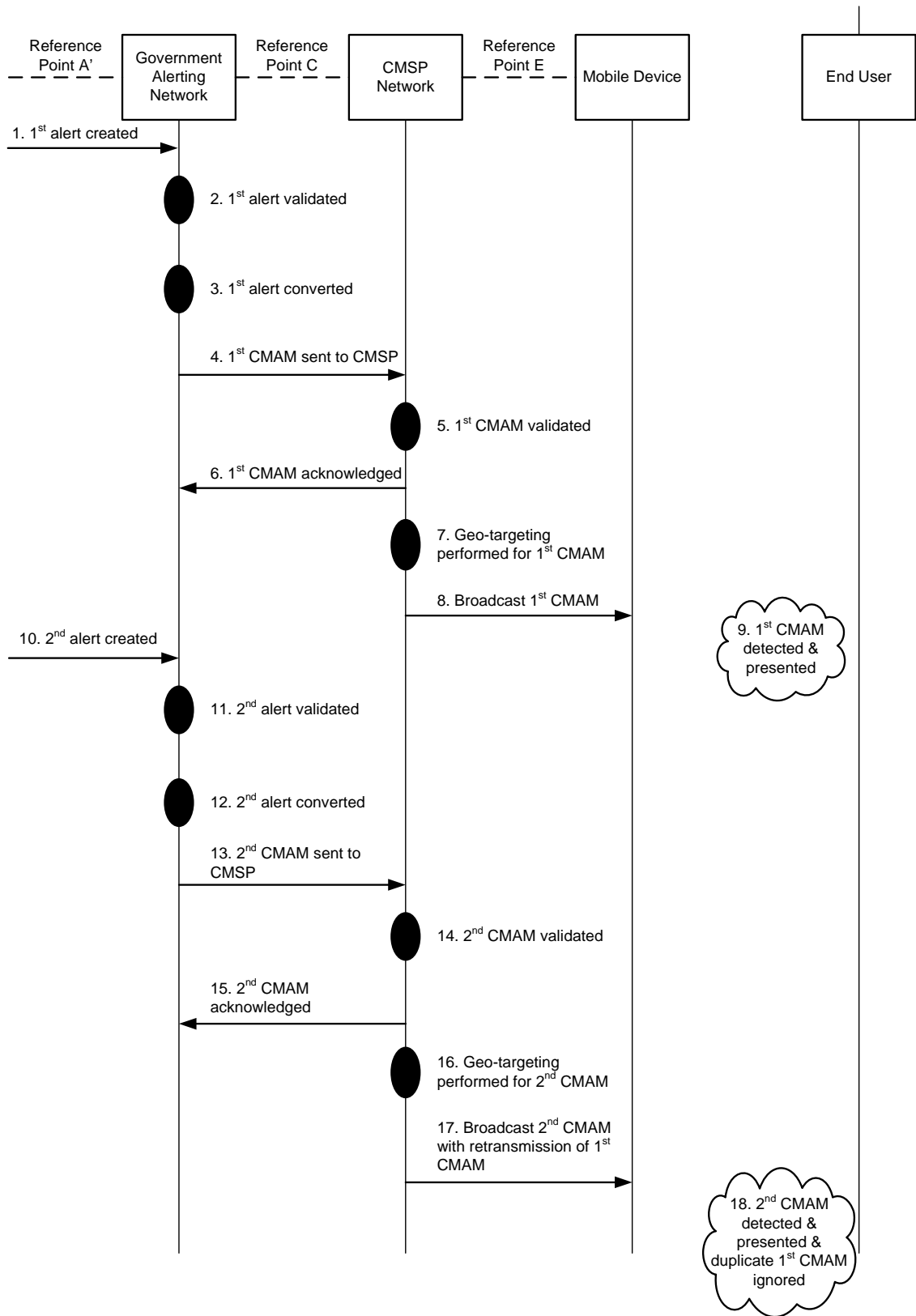


Figure 4-7 Flow for Scenario for Multiple Different Active CMAS Alerts Scenario

1  
2  
3

1  
2  
3  
4  
5  
6  
7  
8  
9  
10  
11  
12  
13  
14  
15  
16  
17  
18  
19  
20  
21  
22  
23  
24  
25  
26  
27  
28  
29  
30  
31  
32  
33  
34  
35  
36  
37  
38  
39  
40  
41  
42  
43  
44

## 5 General Requirements & Conclusions

The following section contains the CMSAAC’s general recommendations and conclusions for the CMAS. Many of the conclusions and recommendations apply to initial deployments of the CMAS, for a text-based service profile. Future technologies, such as streaming audio, streaming video, and multimedia, are mentioned throughout this document; however, technology advances to support these future capabilities are just beginning to be developed and introduced. As CMSPs gain experience with these technologies, the applicability of those technologies to the CMAS will be better understood.

The CMSAAC recommends that this document be treated as a living document, with periodic updates to account for experiences with initial CMAS deployments and experiences with new technologies and their applicability to CMAS. An industry group consisting of government and industry stakeholders should be created after the CMSAAC’s activity is complete to review and update this document on a periodic basis. This review should occur no less frequently than biennially. It is expected that during research, development, and deployment, this industry group may need to convene more frequently than biennially to address research conclusions and any development or deployment issues.

### 5.1 Scope & Definition of CMAS Alerts

The CMSAAC recommends that there are three classes of Commercial Mobile Alerts:

1. Presidential-level
2. Imminent threat to life and property (defined as alerts where the CAP severity equals Extreme or Severe, CAP urgency is Immediate or Expected, and CAP certainty is Observed or Likely).
3. Child Abduction Emergency or “AMBER Alert”

Because of the technical limitations in delivering emergency alerts on CMSP systems, the CMSAAC recommends that only the 3 classes defined above will be transmitted as CMA messages.

The CMSAAC recommends that the CMSPs who elect to support CMAs are considered for this purpose only to be agents of the federal, state, local, or tribal agencies that originate the alerts and are providing CMAs on their behalf.

A CMSP that elects to transmit alerts under Section 602(b)(2) of the WARN Act may not impose a separate or additional charge for such transmission or capability when the emergency alerts are transmitted in a manner consistent with the technical standards, protocols, procedures, and other technical requirements implemented by the Commission. For transmission or service beyond standards, protocols, procedures, and other technical requirements implemented by the Commission, a Commercial Mobile Service licensee is not bound by Section 602(b)(2)(C) of the WARN Act.

The Commercial Mobile Service licensee may utilize the technical standards, protocols, procedures, and other technical requirements implemented by the Commission to support the WARN Act for other services or purposes and are not bound by Section 602(b)(2)(C) of the WARN Act. The government portion, from Reference Point A to Reference Point C, of the CMAS will not be made available for commercial use.

CMAS will be provided according to the technical standards, protocols, procedures, and other technical requirements implemented by the Commission to support the WARN Act. A CMSP’s networks shall not be bound to use any specific vendor, technology, software, implementation, client, device, or third party agent, in order to meet the obligations under the WARN Act.

Technical standards, protocols, procedures, and other technical requirements implemented by the Commission shall be standardized in industry fora which have a well-defined reasonable and non-discriminatory intellectual property rights policy, allowing for multi-vendor implementations.

1 It is anticipated that mobile devices that support CMAS may incur additional development and  
2 manufacturing costs and these costs may be passed on to the subscriber.

3 A CMSP or any device deployed by a CMSP to support the transmission of CMAS alerts according to the  
4 WARN Act shall not be required to identify location or location history of the mobile device.

5  
6 The CMSAAC recommends that, prior to the adoption of rules as specified in the WARN Act Section 602  
7 (b) (1), the Commission will require all participants in the CMSAAC and all participants in the public  
8 comment process on this Commercial Mobile Alert Service Architecture and Requirements  
9 document to provide written assurance to the Commission that, if and insofar as one or more licenses may  
10 be required under any of their respective Intellectual Property Rights (IPR) that are technically essential for  
11 purposes of implementing or deploying CMAS, the rights holders shall license such IPR on a fair,  
12 reasonable and nondiscriminatory basis for those limited purposes only.

## 13 **5.2 General CMAS Requirements & Conclusions**

14 This section contains the CMSAAC's recommendations for general requirements and assumptions for  
15 CMAS. More specific requirements and assumptions may be contained within the other sections of this  
16 document.

- 17 1. Federal, state, tribal, and local level CMAS alert messages will be supported using the same CMAS  
18 solution.
- 19 2. Point-to-point or unicast delivery technologies are not feasible or practical for the support of CMAS,  
20 i.e. SMS point-to-point, MMS. Reasons for point-to-point technologies not being feasible or practical  
21 are:
  - 22 a. Point-to-point technologies can experience significant delivery delays.
  - 23 b. Point-to-point technologies can result in network and radio interface congestion to the point of  
24 blocking voice calls.
  - 25 c. Point-to-point technologies lack security and can be easily spoofed.
  - 26 d. Point-to-point technologies lack geo-targeting capabilities because it is targeted to phone numbers  
27 instead of a specific alert area.
  - 28 e. Point-to-point technologies lack emergency alert specific alert tones and thereby emergency alerts  
29 can not be distinguished from normal SMS message traffic.
  - 30 f. Point-to-point technologies lack support of roamers
- 31 3. For a CMSP that elects to transmit CMAS alerts, text is the minimum requirement for CMAS alert  
32 messages. All CMAS alert messages delivered to the CMSP will contain at least a textual component.
- 33 4. No new CALEA lawful intercept access points will be created for CMAS alert broadcast delivery  
34 technologies.
- 35 5. There is no interaction between CMAS alert message delivery and Number Portability. There is no  
36 guarantee that the end user will receive the CMAS alert message during the time interval that the  
37 user's subscription is being ported between CMSPs. As part of Number Portability, there is no service  
38 portability between CMSPs.
- 39 6. It is not a requirement to support CMAS on non-initialized mobile devices, including mobile devices  
40 that are not authorized for service.
- 41 7. CMAS is intended for commercial mobile services (i.e, cellular phones and pagers) supported by  
42 commercial mobile service licensees. Some devices are not designed to support CMAS (e.g.,  
43 telematics, data only devices such as laptop data cards) and thus are outside the scope of the CMAS  
44 architecture.
  - 45 a. Broadcast technologies such as MediaFLO, DVB-H, and FM/RBDS receivers are not considered  
46 as part of the CMAS. Service providers of these technologies do not hold commercial mobile  
47 service licenses as they do not provide interconnect service, and are not licensed to transmit in the

1 same channels as commercial mobile services. It is recognized that these technologies may  
2 provide supplemental alert information for the CMAS.

- 3 8. The CMAMs are delivered across Reference Point C to the CMSP network at no cost to the CMSP.

## 4 **5.3 Recommendations for Alert Initiation & Alert Initiators**

### 5 **5.3.1 CMAM Elements**

6  
7 A typical emergency alert message issued by the National Weather Service on weather radio might appear  
8 as follows:

9  
10 “The National Weather Service in Phoenix has issued a severe thunderstorm warning for northwest  
11 Maricopa County effective until 5pm local time. Seek shelter now inside a sturdy structure and stay  
12 indoors!”

13  
14 (Note the above message contains over 200 characters and spaces and is not in the correct format for a  
15 CMAM).

16  
17 The CMSAAC recommends that CMAMs follow this same general format, within the text character  
18 limitations of CMA as defined in the text profile in Section 6.2 below. Given the rapidly evolving nature of  
19 wireless technology, the biennial review committee shall review whether the character limit profile, as  
20 described in Section 6.2, may be increased.

21  
22 The necessary elements of an effective CMAM and the order in which they should be presented in the  
23 CMAM are:

- 24  
25 1. What’s Happening (Event Type or Event Category )  
26 2. Area affected (in this area)  
27 3. Recommended action (Response description)  
28 4. Expiration time with time zone (Represented as a distinct time – e.g., until 09:30 AM EDT)  
29 5. Sending Agency (agency type, i.e. police, fire, national weather service, etc.)

30  
31 NOTE: The above format for a CMAM is recommended for initial deployments of CMAS and as  
32 experience is gained by alert initiators and by CMSPs, we envision that the format will evolve to provide to  
33 the most efficient and informative format for the CMAMs.

### 34 **5.3.2 Generating CMAM from CAP Fields**

35  
36 For initial CMAS system deployments and until Alert Initiators are trained in the generation of CMAM, in  
37 order to create consistent and accurate CMAMs, the CMSAAC recommends that the Alert Gateway  
38 “construct” the CMAM using selected required and optional fields in the CAP message. The translated  
39 CMAM will then be transmitted to the CMSP across the Reference Point C.

40  
41 Allowing the Alert Gateway to create the CMAM using CAP fields creates consistent and accurate  
42 messages and will enable enhancements to be made over time in the Alert Gateway and made available to  
43 all CMA capable mobile devices in the field. For instance, if a new alert event is identified, a new event  
44 code or category can be added to the CAP message, translated in the Alert Gateway and a new text string  
45 can be sent to the mobile device through the CMSP Gateway.

46  
47 However, generating CMAM using CAP fields may not provide flexibility to Alert Initiators to tailor the  
48 CMAM content to a specific alert event. Even though CMAS is not intended to provide comprehensive  
49 alert information, a CMAM with a “what is happening” text indicating “security warning” may not be very  
50 meaningful to the end user. The recent steam pipe explosion in New York City and the Virginia Tech

shootings are examples where an automatically generated CMAM would not have provided meaningful information in the CMAM text.

The CMSAAC recommends the use of the sender identity used by the Alert Gateway in the Trust Model to identify the sender. The Alert Gateway will then assign an agreed upon text phrase or abbreviation (e.g., VDOT, NWS, etc.) to be transmitted to the CMSP Gateway.

The CMSAAC makes the following recommendations regarding the use of the required category and optional eventCode CAP fields. They are:

1. Encourage the National Weather Service to continue its practice of using codes, such as SAME codes, in the eventCode field to identify weather alerts.
2. When the eventCode field is populated with a value, that value will be used by the Alert Gateway to determine what text phrase will be transmitted to the CMSP gateway (e.g., TOR will be translated to Tornado Warning).
3. If the eventCode field is not populated or is populated with a value unknown to the Alert Gateway, the required category field will be used by the Alert Gateway to determine what text phrase to be transmitted to the CMSP gateway.
4. Emergency message originators and the National Weather Service are encouraged to utilize codes for eventCodes. These codes should be known by the Alert Gateway and have appropriate text phrases associated with them to be transmitted to the CMSP gateway. The CMSAAC recommends that a process be developed by which new event codes in addition to the standard SAME and CAP event codes can be developed and registered.

The CMSAAC recommends that the affected area be generated from the optional geocode field. If the optional geocode field is missing, the polygon or circle elements will be used to determine the associated geocodes and the corresponding affected area description. The CMSAAC further recommends that a process be developed by which new geocodes in addition to standard FIPS codes can be registered and implemented in the Alert Gateway for deriving the affected area description.

The CMSAAC recommends that the response description will be taken from the optional responseType CAP Field. If the field is not populated, the message should be transmitted with the text string “Check local media for info” applied. The CMSAAC further recommends that a process be developed by which new responseType Codes in addition to the standard CAP response type codes can be developed and registered.

The CMSAAC recommends that the expiration time will be determined from the optional expires CAP field. If this field is not populated, local guidelines will be applied by the Alert Gateway as to when the message is no longer in effect.

The following table defines the text string associated with the CAP value fields used to generate the CMAM:

*Table 5-1 CAP Value Field Mapping to Text*

<b>What is happening</b>		
<b>CAP Field</b>	<b>Value</b>	<b>Text String</b>
category	Met	Severe Weather Warning
	Safety	Public Safety Warning
	Fire	Fire Warning
	Geo	Geologic Warning
	Security	Security Warning
	Rescue	Rescue Alert
	Health	Health Warning

	Env	Environmental Warning
	Transport	Transport Alert
eventCode	TOR	Tornado Warning
	VOW	Volcano Warning
	SVR	Severe TStorm Warning
	EQW	Earthquake Warning
	TSW	Tsunami Warning
	BZW	Blizzard Warning
	DSW	Dust Storm Warning
	FFW	Flash Flood Warning
	HWW	High Wind Warning
	HUW	Hurricane Warning
	TRW	Tropical Storm Warning
	WSW	Winter Storm Warning
	CFW	Coastal Flood Warning
	FLW	Flood Warning
	FRW	Fire Warning
	SMW	Special Marine Warning
	AVW	Avalanche Warning
	CDW	Civil Danger Warning
	CEM	Civil Emergency
	HMW	HazMat Warning
	LEW	Police Warning
	CAE	AMBER Alert
	NUW	Nuclear Power Plant Warning
	RHW	Radiological Hazard Warning
<b>What area is affected</b>		
		Text String
		"in this area"
<b>When the alert expires</b>		
<b>CAP Field</b>	<b>Value</b>	<b>Text String</b>
expires	The expiration time of the information of the alert message. The date and time is represented in [dateTime] format (e. g., "2002-05-24T16:49:00-07:00" for 24 May 2002 at 16:49 PDT).	Translated by the Alert Gateway to an event expires time in a 12 hour/Time zone format (i.e., Until7:00AM PDT)
<b>What action should be taken</b>		
<b>CAP Field</b>	<b>Value</b>	<b>Text String</b>
responseType	Shelter or SPW	Take Shelter Now
	Evacuate or EVI	Evacuate Now
	Prepare	Prepare for Action
	Execute	Execute Action
	Avoid Hazard <sup>8</sup>	Avoid Hazard
<b>Who is sending the alert</b>		
<b>CAP Field</b>	<b>Value</b>	<b>Text String</b>
sender	Identifies the originator of this alert. Guaranteed by assigner to be unique globally; e.g., may be based on an Internet	Translated by the Alert Gateway to an acronym or short abbreviation picked by the sender

<sup>8</sup> This value is recommended for CMAS use only pending inclusion into the CAP standard by the responsible standards body.



	domain name - could also come from the sender's name in the Trust Model.	Note: URLs, phone numbers, and email addresses are not sent to the mobile device.
--	--	---

1

2

### 5.3.2.1 Generating CMAM from Free Form Text

3

4

As indicated in the above section, the generation of CMAM using CAP fields may not provide flexibility to Alert Initiators to tailor the CMAM content to a specific alert event where only an event category is available such as a “security warning”. In addition, Alert Initiators may want to provide specific response information above what is available in the CAP responseType field.

5

6

7

8

9

10

The CMSAAC recommends that a capability be provided for Alert Initiators to generate free form text consistent with the text profile of Section 6.2, below. The CMSAAC further recommends that the Alert Gateway have a mechanism to determine when the free form text should be used instead of the automatically generated CMAM described in Section 5.3.2 above. The Alert Gateway mechanism is subject to the implementation of the Alert Gateway and the policy of the authorized government entity.

11

12

13

14

15

16

17

18

19

20

The CMSAAC recommends that the FCC establish a forum that includes the CMSPs to develop the Alert Gateway mechanism and policy for free form text-based CMAMs that will be subject to final approval of the CMSPs. This policy would encompass specific decision points at the Alert Gateway such as: the message length does not exceed the maximum character limit, the message contains no phone numbers or URLs which would encourage mass access of the wireless network, the message contains all the necessary elements of an effective message referenced in section, etc. If any of the decision points are not met, the automatically generated message would be issued to the CMSP instead of the free form text.

21

22

23

The CMSAAC recommends that the Alert Gateway issue automatically generated CMAMs for alerts other than presidential and AMBER Alert messages until free form CMAMs meet the policies established for the Alert Gateway.

24

25

26

If the use of free form text messages becomes problematic or induces network disruptions in practice, the Alert Gateway mechanism and policy would need to be modified to further restrict the issuance of free form text messages or to utilize only automatically generated CMAMs.

27

28

The free form text for the CMAM should be included as a parameter of the CAP message with the valueName indicating “CMAMtext”.

29

30

31

32

The CMSAAC further recommends that training be provided to Alert Initiators on generation of meaningful CMAM which provides sufficient information on the mobile devices. It is recommended that the above mentioned forum participate in the development of the training program for free form text targeted for CMAMs.

33

### 5.3.3 Presidential Message and AMBER Alert

34

35

36

37

There are two additional special cases where automatic text generation at the Alert Gateway would not be practical. These are the Presidential Alert message and AMBER Alerts. The CMSAAC recommends that:

38

39

40

41

42

43

44

1. They may be identified by either by a code in the optional CAP eventCode field – EAN for Presidential Alert and CAE for AMBER Alert - or by the required CAP sender field. Presidential level messages are not restricted to nationwide only alert messages. The Presidential level message may contain polygon, circle, GNIS, or geocode information to designate the targeted alert area.
2. The free text message would be presented to the Alert Gateway in a free text CAP field. This free text message would be transmitted to the CMSP gateway. For Presidential alerts, the Alert Gateway may

1 use a generic statement such as “The President has issued an emergency alert. Check local media for  
2 more details”.

- 3
- 4 3. It may be desirable for some AMBER Alert messages to include specific information such as a vehicle  
5 license plate. The National Center for Missing and Exploited Children (NCMEC) should be  
6 authorized to formulate unique free-form message text for CMAS.  
7
- 8 4. These two special cases will use the normal processes for sending messages to the Alert Aggregator  
9 (i.e., use of CAP messages) and will be treated as any other emergency alert initiated message except  
10 as specified above and in Section 2.2.2 above.  
11

### 12 **5.3.4 Recommended Message Initiator Training**

13  
14 In order for emergency message initiators to develop and transmit effective emergency messages, within  
15 the character length limits of the CMAM, the CMSAAC recommends that alert initiator training on  
16 consistently populating CAP fields and generating CMAM be accomplished via the credentialing process  
17 (See Section 8.1 below).

## 18 **5.4 Recommendations for Geo-Targeting of CMAS Alerts**

19  
20 The CMSAAC acknowledges that it is the goal of the CMAS for CMSPs to be able to deliver geo-targeted  
21 alerts to the areas specified by the Alert Initiator. Systems used by Alert Initiators may allow them to define  
22 an alert area on a map. For example, the defined alert area could include the projected path of a tornado or  
23 an event that encompasses a portion of an urban area. The CMSAAC further recognizes that CMSPs  
24 currently have limited capability to deliver geo-targeted alerts.

25 Based upon current capabilities, the CMSAAC recommends the following for geo-targeting of CMAS  
26 alerts:

- 27 1. In order to expedite initial deployments of CMAS an alert that is specified by a geocode, circle or  
28 polygon (See Section 10.4) will be transmitted to an area not larger than the CMSP’s  
29 approximation of coverage for the county<sup>9</sup> or counties with which that geocode, circle, or polygon  
30 intersects. Some wireless technology RF propagation areas, for systems such as paging systems or  
31 multi-county cell sites, may greatly exceed a single county. In these instances, CMSPs will  
32 support geo-targeting subject to the limitations imposed by their technology. Cell sites’ / paging  
33 transceivers’ physical location within the alert area may be used to determine the initial predefined  
34 alert areas. The CMSP is not required to perform RF coverage mapping of cell sites / paging  
35 transceivers to initial alert areas.
- 36 a. A CMSP may elect to target smaller areas. CMSP may elect to target CMAM for  
37 distributions to predefined alert areas smaller than a county and may use GNIS codes,  
38 polygon, or circle information to identify a predefined list of cell sites / paging  
39 transceivers within the alert area. In the interim period before the availability of  
40 dynamic targeting, the CMSAAC recommends that certain urban areas with populations  
41 exceeding 1,000,000 inhabitants or with other specialized alerting needs be identified for  
42 priority consideration regarding implementation of more precise geo-targeting. The  
43 CMSAAC further recommends that a process be established by the Alert Gateway  
44 operator and the CMSPs to identify no later than August 2008 those initial areas that  
45 should be given such priority treatment for more precise geo-targeting. The CMSAAC  
46 recognizes the desire to move forward with this process on a small number of areas with  
47 particularly urgent alerting needs as soon as possible. The CMSAAC recommends that  
48 Section 604 funding be provided to FEMA for this purpose.
- 49 2. The CMSAAC recognizes that the use of predefined sets of cell sites frequently will not optimally  
50 cover the alert area desired. Therefore, the CMSAAC recommends that the FCC encourage

---

<sup>9</sup> County, parish or equivalent jurisdictional area.

1 DHS/FEMA, in concert with CMSPs, to immediately initiate the research, development, testing,  
2 and evaluation program referenced in Section 604 of the WARN Act. Section 604 requires DHS  
3 to establish a program to develop innovative technologies that will allow CMSPs to efficiently  
4 transmit geo-targeted CMAMs to the public. The CMSAAC further recommends that CMSPs  
5 work with this DHS program to evaluate the feasibility and implementation issues associated with  
6 proposed solutions to increase geographic targeting specificity. Finally, the CMSAAC  
7 recommends that the FCC assess the progress of the CMSP geo-targeting as part of the biennial  
8 review process.

- 9
- 10 3. The architecture to support CMAS shall not require the CMSPs to open the configuration,  
11 interfaces and topology of their network including cell or paging transceiver towers to any third  
12 parties, nor provide subscriber information or data outside their network. A CMSP shall not be  
13 required to report cell site / paging transceiver information, coverage information, or any RF  
14 properties of their respective networks. The CMSP shall be the sole agent responsible for  
15 determining which network facilities, elements, or locations are involved in transmitting an alert to  
a mobile device.
- 16 4. Transmission of alerts shall be to two-dimensional areas. There shall not be any altitude or ceiling  
17 component.
- 18

## 19 **5.5 Requirements and Recommendations on Needs of** 20 **Users, Including Individuals with Disabilities and the** 21 **Elderly**

22

23 The WARN Act requirements for the establishment of the Commercial Mobile Service Alert Advisory  
24 Committee membership specifically call for representation from “national organizations representing  
25 individuals with special needs, including individuals with disabilities and the elderly”.<sup>10</sup>

26

27 During its work, the CMSAAC reviewed input from members on accessibility considerations. Most of the  
28 following requirements benefit *all* subscribers in an emergency.

29

30 It is recognized that not all wireless devices have the features to support all recommendations, but  
31 manufacturers are strongly encouraged to implement those recommendations that are technically feasible,  
32 so that their mobile devices can accommodate as many users as possible for emergency alerting.

### 33 **5.5.1 General Requirements**

34

35 In order to notify mobile service subscribers that an emergency alert message has been received on the  
36 mobile device, the CMSAAC recommends that the CMAS support a common audio attention signal and a  
37 common vibrating cadence to be used solely for CMAMs. These alerting mechanisms must be distinct from  
38 all other audio alerting signals and vibrations available in the mobile device and must not be able to be  
39 selected or modified by the user for any other purpose. The CMAS audio attention signals and vibration  
40 cadence signals as defined in Section 7.2 below are applicable to all mobile devices which support CMAS  
41 including any specialized mobile devices for individuals with special needs.

42

43 In addition, the CMSAAC recommends that the user should not be required to remember or use a unique  
44 command to turn off the notification of the CMAM. A familiar command, consistent with the other  
45 commands used for call or message handling on the mobile device, is recommended.

---

<sup>10</sup> Beyond the WARN Act, consideration may be given to legislation such as Title II of the Americans With Disabilities Act which requires accessibility to state and local government programs and communications; Section 504 of the Rehabilitation Act which requires accessibility of Federal government programs; Section 255 of the Communications Act which requires accessibility in telecommunications products where readily achievable; and Section 508 which applies to Federal government purchase of wireless devices.

## 5.5.2 User Needs Requirements

### 5.5.2.1 Alert/Attention Signal

A unique vibration cadence (if supported by the mobile device) should be provided as well as a unique audio attention signal. If both are available, the two modes do not need to be activated simultaneously but will follow the user's settings in the handset. If the handset supports dual activation the signals will be simultaneous according to user settings, but otherwise will be separate signals. The vibration cadence for the alert signal should be noticeably different from the default cadence of the handset.

For devices that have polyphonic capabilities, the CMSAAC recommends that the audio attention signal should consist of more than one tone, all of which are to be in the low frequency range below 2 kHz, and preferably below 1 kHz. For devices which have only single frequency audio alert tone capability, it is recommended that the audio alert tone be in the low frequency range below 2 kHz. The CMSAAC further recommends, subject to mobile device capabilities, that the signal have a temporal pattern (on-off pattern) to make it easier to detect, particularly in noisy conditions and by people with hearing loss. See Section 7 below for additional information.

An audio attention signal starting with a lower intensity and going to a higher intensity during the tone sequence may effectively get attention while endeavoring to avoid unduly startling the message recipient. Some mobile devices may support this capability; however, such a capability is controlled by the subscriber preferences for audio attention signal settings; this capability is not applicable to all mobile devices and should be implemented at the discretion of the mobile device vendors.

### 5.5.2.2 Message Content

The CMSAAC makes the following recommendations regarding message content:

General Guideline: alert initiator use clear and simple language whenever possible, with minimal use of abbreviations. The most important information should be presented first.

Text messages: Follow General Guideline

Audio messages: Follow General Guideline. The alert initiator must insure abbreviations are spoken as full words.

Video messages: Follow General Guideline.

Multimedia messages: The alert initiator should provide ample text and audio to explain images such as maps, so that message recipients understand the content of the graphics/images.

### 5.5.2.3 Output Mode/Display

The CMSAAC makes the following recommendations regarding output mode/display:

General Guideline: The mobile device should provide an easy way to allow the user to recall the message for review.

Outside the scope of CMSAAC are alternate delivery mechanisms that would enable a CMAS-registered person to sign up with a third party for alternate format message delivery. This would provide the means to access speech delivery for people who do not have text-to-speech (TTS) functionality in their phones, and would enable delivery of American Sign Language (ASL) if available and supported by the user's handset and service. The CMSAAC recommends that the Alert Aggregator have the capability to deliver alerts to third party services in order for them to deliver accessible alerts to users with special needs.

1  
2 The need to support languages other than English is recognized. See Section 5.7 Multi-Language CMAS  
3 Alert Recommendations below for further information.

4  
5 Text Messages:

6  
7 The mobile devices should use a font to make the message easily readable. Per the American Foundation  
8 for the Blind, the goal in font selection is to use easily recognizable characters, either standard Roman or  
9 Sans Serif fonts. Another good choice is Arial. Avoid decorative fonts.

10  
11 The use of color should be avoided for the purpose of conveying information, as some people are color-  
12 blind, and some devices do not display color.

13  
14 If technically feasible, the mobile device display should provide high contrast display and provide  
15 adjustable font size.

16  
17 One area of particular concern is that people who are blind or visually impaired will be most underserved  
18 by a solely text-based CMAM. The Committee recognizes that these subscribers could be best served by  
19 having the CMAM made available in speech format. There are mobile devices and software on the market  
20 with screen reading and text-to-speech conversion capability. It is agreed that such specialized mobile  
21 devices, which are geared for people who are blind and who have low vision, could be a solution.<sup>11</sup> The  
22 CMSAAC recommends that participating CMSPs who elect to transmit CMAS alert messages strongly  
23 consider offering this capability.

24  
25 In mobile devices/software that includes capabilities to support text-to-speech access, the CMAS text  
26 should be accessible to the screen-reading functions in phones that are capable of generating text- to-  
27 speech. The opt-out menus on displays also should be available to these screen readers. The CMSAAC  
28 recommends that the CMAS text is accessible to these screen readers when CMAS capability is  
29 incorporated in those devices.

30  
31 Future Audio Alert Message:

32  
33 Follow the general guideline. Alert initiators should insure that speech is enunciated and presented at a  
34 slow pace. Alert initiators should provide a text version along with the audio version. Note this is not the  
35 text-based alert; this is a multimedia alert that contains both a text and audio component consistent with the  
36 multimedia profiles.

37  
38 Future Video Alert Message:

39  
40 Follow the general guideline. Alert initiators should provide text versions of the audio content of video  
41 alerts. CMSPs and mobile device vendors should consider appropriate methods for delivery and allowing  
42 users the ability to display this associated text on mobile devices as technology evolves and video and  
43 captioning capabilities become available. Also, the alert initiator should provide an audio description of the  
44 video content as a separate multimedia audio component consistent with the multimedia profiles.

45  
46 Future Multimedia Alert Message:

47  
48 Follow the general guideline. The alert initiator should provide all information in text and graphical form  
49 as part of the multimedia components to the alert message. The alert initiator should provide an audio  
50 description of the important information supplied in the graphic, which is a separate multimedia component  
51 consistent with the multimedia profiles.

## 52 **5.5.2.4 Behavior on Receipt of a Message**

---

53  
<sup>11</sup> For more information, the American Foundation for the Blind (AFB) is an authoritative resource for accessible devices and related technology developments: <http://www.afb.org>

1 It is desirable to have the CMAM prominently presented on the mobile device without user interaction  
2 when the alert message is received. To turn off the notification of the CMAS message, a familiar command  
3 consistent with the other commands used for message handling on the mobile device is recommended. It is  
4 best to avoid requiring the subscribers to remember and use a unique command or command sequence. The  
5 need to scroll or manipulate the device should be minimized.

### 6 **5.5.2.5 CMAS-Related Print and Online Materials**

7 As important to the accessibility of the CMAS is the accessibility of any CMAS-related consumer  
8 information in print or electronic form. Providing information that incorporates accessibility solutions for  
9 individuals with special needs may also bring benefits to the general population, not just users with  
10 disabilities, as studies of multimodal learning have shown. Listed here are a variety of available resources  
11 that present solutions to accessibility obstacles in formats designed to easily educate and assist publishers.  
12 The Web Accessibility Initiative (WAI) develops strategies, guidelines, and resources to help make the  
13 Web accessible to people with disabilities. The following WAI resources are intended to provide basic  
14 information for people who are new to Web accessibility. The *W3C – World Wide Web Consortium (W3C)*  
15 *Web Content Accessibility Guidelines* are available at <http://www.w3.org/WAI/>  
16

17 The principles of universal design — designing to meet the needs of as many users as possible — provide a  
18 new dimension for improving the usability of electronic materials for everyone. The Carl and Ruth Shapiro  
19 Family National Center for Accessible Media at WGBH developed *Accessible Digital Media Design*  
20 *Guidelines for Electronic Publications, Multimedia and the Web*, available at  
21 <http://ncam.wgbh.org/publications/adm/>  
22

23 The above resources are provided for informational purposes to ensure the accessibility of all CMAS  
24 related print and web content. It is not the intent of the CMSAAC to make recommendations for existing  
25 web content or web content not associated with CMAS.  
26

27 For future multimedia capabilities, if web content is delivered to the mobile device, consideration should be  
28 given to the proposed World Wide Web Consortium (W3C) Mobile Web Best Practices 1.0.  
29

### 30 **5.5.3 Subscriber CMA Opt-Out Recommendations**

31 As stated in the WARN Act, the CMA subscriber opt out process may be supported by a CMSP that elects  
32 to transmit.  
33

- 34 ○ Opt-out is defined in Section 602(b)(2)(E) in the WARN Act as “the capability of preventing the  
35 subscriber’s device from receiving such alerts, or classes of such alerts, other than an alert issued  
36 by the President”<sup>12</sup>
- 37 ○ “Receiving such alerts” may also be interpreted to “notify and display to the user of such alerts” as  
38 the mobile device may actually receive the alert but not present it to the subscriber  
39

40 As noted in Section 5.1 above, there are three classes of CMAS Message categories:

- 41 1. Presidential-level
- 42 2. Imminent threat to life and property
- 43 3. Child Abduction Emergency or “AMBER Alert”

44 Presidential-level messages must always be transmitted and are not eligible for the opt-out procedure.  
45 Imminent Threat alerts are messages where the CAP severity field is Extreme or Severe, the CAP urgency  
46 field is Immediate or Expected, and the CAP certainty field is Observed or Likely. AMBER Alert messages  
47 are considered a different message classification and are treated separately..

---

<sup>12</sup> WARN Act §602(b)(2)(E).

1 The CMSAAC recommends that CMSPs shall offer their subscribers a simple opt-out process that is based  
2 on the classification of imminent threat and AMBER Alerts. Except for presidential messages, which are  
3 always transmitted, the process should allow the choice to opt-out of:

- 4 • All messages<sup>13</sup>,
- 5 • All severe messages<sup>14</sup>,
- 6 • AMBER Alerts<sup>15</sup>

7  
8  
9 Because of differences in the way CMSPs and device manufacturers provision their menus and user  
10 interfaces, CMSPs and device manufacturers shall have flexibility on how to present the opt-out choices to  
11 subscribers.  
12

## 13 **5.6 Recommendations for CMAM Transmissions**

14 The CMSAAC recommends that the CMAM be retransmitted into an effected area until the alert expires.  
15 This will provide the alert to those that might have missed the initial broadcast alert, e.g., been in the  
16 process of a voice call, those that might have had their mobile device turned off when the alert was issued  
17 or those that might be entering the area after the alert was issued.  
18

19 The interval and frequency of transmission of CMAM performed by the CMSP is based upon balancing the  
20 capabilities of the CMSP specified delivery technology and various factors, such as:

- 21 - Number of simultaneous active alerts
- 22 - Number of languages
- 23 - Mobile device battery life
- 24 - Latency from alert initiator to receipt by first mobile device
- 25 - Notification to subscribers entering alert area
- 26 - Limitations of delivery technology
- 27 - Configuration of delivery technology and mobile devices
- 28 - Impact to normal call processing.

29  
30  
31 Therefore, the CMSAAC recommends that the CMSP determine the frequency of retransmissions based  
32 upon the considerations and optimization of the above mentioned factors.

## 33 **5.7 Multi-Language CMAS Alerts Recommendations**

34 The WARN Act requires the CMSAAC to submit to the Commission recommendations “for the technical  
35 capability to transmit emergency alerts by electing commercial mobile providers to subscribers in  
36 languages in addition to English, to the extent practical and feasible.”<sup>16</sup>  
37  
38

39 Provision has been made in the CMAS architecture to support language extensions, for example the C  
40 interface contains fields to identify language and character encoding (see Section 10.4, below). Such  
41 extensions are reserved for a time at which the engineering impact of additional language sets is

---

<sup>13</sup> Presidential messages will still be received

<sup>14</sup> Extreme messages, AMBER Alerts and presidential messages will still be received (Extreme messages are those messages where the CAP severity field is Extreme, the CAP urgency field is Immediate, and the CAP certainty field is Observed or Likely).

<sup>15</sup> All other messages will still be received.

<sup>16</sup> WARN Act §603(c)(4).

1 understood. The biennial review committee shall continue to study the feasibility of broadcasting alerts in  
2 languages other than English.  
3

4 It is recognized that there is a strong desire for the CMAS to support Spanish in addition to English. A  
5 CMSP may choose to transmit alerts received in languages other than English based on the capabilities of  
6 the technology the CMSP has deployed to support CMAS alerts, the capabilities of the mobile device, the  
7 CMSP's policy, and the definition of the the single unified Federal policy for the support of alerts in  
8 multiple languages. In addition, the Alert Gateway would need to be able to generate CMAM in multiple  
9 languages.  
10

11 The CMSAAC recommends that CMSPs not be required to give notification in its election to transmit  
12 alerts, at point of sale or through any other means, or to the CMSP's subscriber base for not supporting the  
13 transmission in languages other than English.  
14

15 A fundamental requirement for the optional support of languages other than English is that the CMAM  
16 must be delivered to the CMSP in the language that it is to be delivered and in the CMAS format. At the  
17 current time, there shall be no language translation in the CMSP network or in the mobile device. This  
18 requirement should be reviewed as technology improvements are developed.  
19

20 The CMSAAC has analyzed the technical feasibility of supporting multilanguage CMAS alerts on the  
21 various delivery technologies and has determined that support of languages other than English is a very  
22 complex issue. Fundamentally the existing air interfaces of CMSPs have technical limitations and the  
23 support of multiple languages may result in a significant impact to capacity and latency due to these  
24 limitations.  
25

26 In addition, an important question is how many languages should be considered? On a National basis, only  
27 Spanish exceeds 1% of households. On a local basis, however, there are potentially more than 37 languages  
28 that exceed 1% of households which would require more than 16 different character sets to be supported in  
29 the mobile device. This raises issues such as character set limitations, the amount of CMAS alert message  
30 traffic that would need to be delivered in multi-languages, bandwidth limitations, increased cost and  
31 complexity, mobile device capabilities and deployment impacts. Additional character sets to support  
32 multiple languages also will potentially limit the amount of data that can be transmitted; for example, some  
33 character sets require 2 Bytes per character versus 1 Byte per character, and thus 90 characters available in  
34 the text profile for a CMAM now reduces the text message to 45 characters. Additional languages increase  
35 the cost and complexity both in the mobile device and in the CMSP network. At the present time, the  
36 CMSAAC believes there are fundamental technical problems to reliably implement any languages in  
37 addition to English.  
38  
39  
40

## 41 **5.8 CMAS Reception Control on Mobile Devices**

42 CMAS reception control is required where subscribers and/or CMSPs should be allowed to control the  
43 reception of CMAS alerts via control of the delivery technology (e.g., broadcast) on a CMAS-capable  
44 mobile device. The CMSAAC recognizes the WARN Act requirements of not being able to opt-out of  
45 Presidential messages. However, the primary justifications for allowing a subscriber and/or CMSP to  
46 control the CMAS delivery technology capabilities on the mobile devices include:  
47

- 48 a. Providing the ability of not presenting CMAS alert messages to users that may not understand or may  
49 experience undue alarm such as parents wanting to suppress this service for young children or the  
50 elderly.  
51
- 52 b. Disabling the broadcast capability when traveling to locations where the CMAS services are not  
53 desired or not supported and thus preserving battery life in normal circumstances.  
54
- 55 c. In the presence of the CMSP radio signal, potential savings on battery life, which may be critical in an  
56 emergency or disaster situation especially where power is not available to recharge the mobile device.



- 1  
2 d. Disabling the broadcast capability for mobile devices that are being used for special applications where  
3 the CMAS service is not applicable such as a backup notification method for in-home security systems.  
4  
5 e. Being able to disable the broadcast capability for CMSPs that elect not to transmit alerts in whole or in  
6 part.  
7

8 Based upon the above, the CMSAAC recommends:  
9

- 10 1. The CMSP will have the capability to enable or disable the broadcast capabilities or CMAS  
11 functionality on any of their associated mobile devices. This capability is under CMSP control  
12 mechanisms such as mobile device provisioning, and the CMSP shall be required to give notification  
13 to the subscribers as defined in Section 3.4 above.  
14  
15 2. The mobile device user may have the capability on their mobile device to disable the delivery  
16 technology for the CMAS alert messages. The execution of this capability by the subscriber shall  
17 require confirmation of the action by the subscriber and there are no additional CMSP notification  
18 requirements as described in Section 3.4 above.  
19

## 20 5.9 Roaming

21 The CMSAAC recommends that roaming be supported only on an intra-technology basis. For example:

- 22 1. Roaming GSM subscribers receive CMAS alerts from GSM operators in the serving market.  
23  
24 2. Roaming CDMA subscribers receive CMAS alerts from CDMA operators in the serving market.  
25  
26 3. If a CMSP elects not to support CMAS alerts, subscribers from other CMSP will not receive CMAS  
27 alert messages when roaming onto that CMSP's network.  
28  
29 4. If a CMSP elects not to support CMAS alerts and subscribers from that CMSP roam onto another  
30 CMSP network which does support CMAS alerts, that roaming subscriber will receive CMAS alert  
31 messages only if their mobile device is configured to receive CMAS alert messages with the delivery  
32 technology of roamed-to CMSP network.  
33  
34 5. Inbound roamers may be supported if the mobile device is configured for, is eligible to receive and is  
35 technically capable of receiving CMAS alert messages with the delivery technology of the serving  
36 CMSP network.

1  
2  
3  
4  
5  
6  
7  
8  
9  
10  
11  
12  
13  
14  
15  
16  
17  
18  
19  
20  
21  
22  
23  
24  
25  
26  
27  
28  
29  
30  
31  
32  
33  
34  
35  
36  
37

## 6 Service Profiles

The CMAS architecture and recommendations are based upon the principles of service profiles. Commercial mobile operators may utilize any broadcast technology to the mobile devices which comply with the service profiles. The following service profiles are defined

- Text Profile
- Streaming Audio Profile (future capability)
- Streaming Video Profile (future capability)
- Downloaded Multimedia Profile (future capability)

The CMSAAC recommends that each CMAS alert sent to the CMSP Gateway contain, at a minimum, the attributes for the text profile. Optionally, there may be multiple streaming audio, streaming video, and/or downloaded multimedia attributes associated with the CMAS alert sent to the CMSP Gateway.

Specifically, the following will be the service profiles associated with a CMAS alert sent to the CMSP Gateway:

- One Text Profile
- Zero or more Streaming Audio Profiles
- Zero or more Streaming Video Profiles
- Zero or more Downloaded Multimedia Profiles

The following section provides general recommendations and conclusions on text, audio, video, and multimedia resources.

### 6.1 Conclusions on Text, Audio, Video & Multimedia Resources

1. The CMSAAC recommends that the formats for future streaming audio, streaming video, and multimedia be defined at point where implementation and deployment of these technologies have reached a point where a standard set of formats can be identified, e.g., at the initial biennial review described in Section 5 above. The CMSAAC also recommends that the alert initiation systems do not implement any coding formats for these types of resources until the full impact to the end-to-end CMAS system is understood.
2. The CMAS service profiles for text, audio, video, and multimedia messages are for the transmission of text data, audio files, video files, and multimedia files and not for the presentation of real-time content.
3. The CMSP networks are outside the scope of the Trust Model of the government alerting infrastructure.
4. The Alert Gateway is responsible for collecting and assembling all text, audio, video, and multimedia components of the CMAS messages to be given to the CMSPs for transmission.
  - a. If the CAP message includes a Resource Element that includes an URI, it is not expected that the CMSPs will be required to retrieve the file specified by the URI. Rather, the Alert Gateway will retrieve the associated file during the collection and assembly process for the CMAS alert message for retrieval by the CMSPs.

- 1                    b. Any audio, video, and multimedia files collected for the CMAS alert messages must be provided
- 2                    to the CMSPs in a standard set of formats.
  
- 3                    5. The CMSAAC recommends that the government alerting infrastructure be aligned with the capabilities and
- 4                    requirements as defined under the CMAS.
  
- 5                    a. The above referenced initial CMAS service profiles are not capable of providing real-time
- 6                    multimedia broadcasts including a Presidential audio alert.

**6.2 Text Profile**

Support of the text profile is the minimum requirement for any CMSP which elects to support CMAS.

This information is passed from the Alert Gateway to the CMSP Gateway and may include attributes that are generated by the CMAS alert originator.

*Table 6-1 Text Profile*

Service Profile: Text_Universal_Service_Profile		
Attribute Name	Attribute Definition	Note
Purpose	Common denominator for text messages	
Maximum Payload Size	120 bytes (As noted in Section 5.3.1, the biennial review committee shall review whether the character limit profile may be increased.)	Size is estimated
Maximum Displayable Message Size	90 characters for an English language CMA encoded with 7-bit encoding. (As noted in Section 5.3.1, the biennial review committee shall review whether the character limit profile may be increased.)	Languages other than English, or coding other than 7-bit coding, will result in a change to the maximum number of characters supported
Data Coding Scheme	UTF-8 as defined in IETF RFC-3629	The text on the C interface is provided in UTF-8 format which is capable of supporting text in English and other languages. It is the responsibility of the CMSP Gateway to translate to any character format encoding required by the CMSP selected delivery technology.

**6.3 Streaming Audio Profile (future capability)**

The streaming audio profile defines the attributes for the support of streaming audio based CMAS alerts. Support of the streaming audio profile is optional for any CMSP which elects to support CMAS and is dependent on the technology selected by the CMSP and mobile device capabilities.

This information is passed from the Alert Gateway to the CMSP Gateway and may include attributes that are generated by the CMAS alert originator.

*Table 6-2 Streaming Audio Profile*

Service Profile: Streaming_Audio_Service_Profile		
Attribute Name	Attribute Definition	Note
Purpose	Define service profile for streaming audio messages	

<b>Service Profile: Streaming_Audio_Service_Profile</b>		
<b>Attribute Name</b>	<b>Attribute Definition</b>	<b>Note</b>
Maximum Size	Based upon the authorized government entity policy	Size of the streaming audio file is dependent on the file type and encoding algorithms. Size of CMAS alerts with streaming audio components are much larger than text based CMAS alerts and, therefore, could have greater impact to bandwidth requirements, message latency, etc.
C Interface Data Coding Scheme	Identification of the standard format of the streaming audio file being retrieved by the CMSP Gateway	See reference model
C Interface Audio File Reference	Issue of audio file transmissions remains to be addressed.	The contents of this attribute are based upon the streaming audio file being pulled by the CMSP Gateway from the Alert Gateway.

1

## 6.4 Streaming Video Profile (future capability)

2

3

4

5

The streaming video profile defines the attributes for the support of streaming video based CMAS alerts. Support of the streaming video profile is optional for any CMSP which elects to support CMAS and is dependent on the technology selected by the CMSP and mobile device capabilities.

6

7

This information is passed from the Alert Gateway to the CMSP Gateway and may include attributes that are generated by the CMAS alert originator.

8

*Table 6-3 Video Profile*

<b>Service Profile: Streaming_Video_Service_Profile</b>		
<b>Attribute Name</b>	<b>Attribute Definition</b>	<b>Note</b>
Purpose	Define service profile for streaming video alert messages	
Maximum Size	Based upon the authorized government entity policy	Size of the streaming video file is dependent on the file type and encoding algorithms. Size of CMAS alerts with streaming video components are much larger than text based CMAS alert messages and, therefore, could have greater impact to bandwidth requirements, message latency, etc.
C Interface Data Coding Scheme	Identification of the standard format of the streaming video file being retrieved by the CMSP Gateway	See reference model
C Interface Video File Reference	Issue of video file transmissions remains to be addressed.	The contents of this attribute are based upon the streaming video file being pulled by the CMSP Gateway from the Alert Gateway.

9

## 6.5 Downloaded Multimedia Profile (future capability)

The downloaded multimedia profile defines the attributes for the support of CMAS alerts with multimedia files (e.g., graphics, photos, maps, animation) which are to be downloaded to the mobile device. Support of the downloaded multimedia profile is optional for any CMSP which elects to support CMAS and is dependent on the technology selected by the CMSP and mobile device capabilities. The multimedia files for download to the mobile device are distributed using broadcast mechanisms instead of point-to-point mechanisms based upon by the CMSP selected technology.

This information is passed from the Alert Gateway to the CMSP Gateway and may include attributes that are generated by the CMAS alert originator.

Table 6-4 Downloaded Multimedia Profile

Service Profile: Downloaded_Multimedia_Service_Profile		
Attribute Name	Attribute Definition	Note
Purpose	Define service profile for CMAS alerts with multimedia files for download to the mobile device.	
Maximum Size	Based upon the authorized government entity policy	Size of the multimedia file for downloaded is dependent on the file type and encoding algorithms.  Size of CMAS alerts with multimedia components for download to the mobile device are much larger than text based CMAS alert messages and, therefore, could have greater impact to bandwidth requirements, message latency, etc.
C Interface Data Coding Scheme	Identification of the standard format of the multimedia file being retrieved by the CMSP Gateway	See reference model
C Interface Multimedia File Reference	Issue of multimedia file transmissions remains to be addressed.	The contents of this attribute are based upon the multimedia file being pulled by the CMSP Gateway from the Alert Gateway.

1

## 2 **7 Mobile Device Functionality for CMAS Alerts**

3

4 This section describes the impact to the mobile devices for the support of CMAS alerts and organized into  
5 the following topics:

6

- 7 • General Requirements on Mobile Device Functionality
- 8 • Mobile Device Audio Attention Signal & Vibration Cadence Recommendations
- 9 • CMAS Functionality on Mobile Device
- 10 • Impact to Mobile Device Battery Life

11

### 12 **7.1 General Requirements on Mobile Device Functionality**

13

14 The CMSAAC recommends that the CMSP and the mobile device vendors have the flexibility in the design  
15 and implementation of mobile devices in order to take the maximum advantages of advances in mobile  
16 device technologies and to account for the evolution of mobile devices and the capabilities of the future.  
17 The CMSAAC further recommends that:

18

- 19 1. Mobile device behavior is outside the scope of the WARN Act and, therefore, is not subject to  
20 recommendations by the CMSAAC.
- 21 2. There be a common audio attention signal and a common vibration alert cadence for CMAM. (See  
22 Section 7.2 below)
- 23 3. The functionality and features of the mobile device after the receipt of the CMAM (e.g., message  
24 storage, message expiration, alert presentation visual interface and user acknowledgement to the  
25 mobile device of alert messages) will be CMSP and mobile device specific.
- 26 4. Legacy deployed mobile devices may not be supported. At a minimum, new CMAS functionality is  
27 needed on future mobile devices.
  - 28 a. New mobile devices will be introduced by normal market mobile device lifecycle replacement.
  - 29 b. Some legacy pager devices may be able to be updated with over the air programming
- 30 5. Distribution of the CMAS alert messages to the CMSP's subscribers will be unidirectional from the  
31 CMSP network to the mobile device of the subscriber. There will not be any acknowledgement or  
32 confirmation of receipt from the mobile device.
- 33 6. CAP messages will not be delivered to mobile devices of the subscribers.

34

### 35 **7.2 Mobile Device Audio Attention Signal & Vibration 36 Cadence Recommendations**

37 Currently most Americans are familiar with the current EAS audio attention signals on radios and  
38 televisions which have been in use since the 1960s. Reproduction of this audio attention signal on mobile  
39 devices is the most recognizable method to notify the American public of CMAS alert message.

40 The EAS uses a two tone system for audio alerts which is a combination of 853Hz and 960Hz sine waves.  
41 For devices capable of supporting dual tone EAS audio attention signals, the CMAS audio attention signal  
42 should sound as close to the EAS audio attention signals as can be feasibility achieved with the capabilities  
43 of the mobile devices.

1 The single tone for the NOAA warning alarm tone for NOAA Weather Radios and commercial broadcast  
2 stations is 1050Hz. EAS audio attention signals on commercial broadcast stations are 8 to 25 seconds in  
3 duration and the NOAA warning alarm tone is 8 to 10 seconds.

4 The CMSAAC recommends that temporal patterns of the CMAS audio attention signal should be supported  
5 if technologically feasible. The recommended temporal pattern of the CMAS audio attention signal is one  
6 long tone of approximately 2 seconds followed two short tones of approximately 1 second each with  
7 approximately ½ second gap between tones. The entire sequence is repeated twice with approximately ½  
8 second between repetitions. Temporal patterns of the CMAS audio attention signal are mobile device  
9 manufacturer specific.

10 For devices that have polyphonic capabilities, the CMSAAC recommends that the audio attention signal  
11 consist of the two EAS tones. For devices which have only single frequency alert tone capability, it is  
12 recommended that the CMAS audio attention signal be in the low frequency range below 2 kHz.

13 The CMSAAC recommends that the vibration cadence for the CMAS alert signal be noticeably different  
14 from the default cadence of the mobile device and should be similar to the temporal pattern of the audio  
15 attention signal and is mobile device manufacturer specific.

16 If both CMAS audio and vibration cadence alerts are available, the two modes do not need to be activated  
17 simultaneously but will follow the user's settings in the mobile device; if the mobile device supports dual  
18 activation the signals will be simultaneous according to user settings, but otherwise will be separate signals.

19 The CMSAAC recommends that neither the CMAS audio attention signal nor the vibration cadence  
20 provided by the CMSP for the CMAS alert should be selectable by the subscriber for any mobile device  
21 functions. However, the CMSAAC acknowledges that there is no way to prevent the subscriber from  
22 downloading a ring tone that emulates the CMAS audio attention signal.

23 The CMSAAC recommended that the CMAS audio attention signal and the associated vibration cadence  
24 shall not be used for any application other than CMAS. The CMSAAC further recommended that the  
25 CMAS audio attention signal and the associated vibration cadence should be protected via copyright and/or  
26 trademarks and should be available for appropriate use on free and non-discriminatory basis.

### 27 28 **7.3 CMAS Functionality on Mobile Device**

29 This section contains the CMSAAC's conclusions and recommendations regarding the CMAS functionality  
30 on the mobile device that would be needed to support CMAS alerts.

- 31 1. If the end user has muted the mobile device audio and alarms, the CMAS audio attention signal will  
32 not be activated upon receipt of a CMAS alert.
- 33 2. If the end user has deselected or turned off the vibration capabilities of the mobile device, the special  
34 emergency alert vibration cadence will not be activated upon receipt of a CMAS alert.
- 35 3. If the end user has both muted the mobile device audio and alarms and has deselected or turned off the  
36 vibration capabilities of the mobile device, neither the CMAS audio attention signal nor the special  
37 emergency alert vibration cadence will be activated upon receipt of a CMAS alert.
- 38 4. Subject to the limitations of the CMSP selected broadcast technologies and the mobile devices, the  
39 presentation of the received CMAS alert message should take priority over other mobile device  
40 functions except for the preemption of an active voice or data session.
- 41 5. If the end user does not acknowledge the CMAS alert to the mobile device, the mobile device should  
42 support the capability to activate and deactivate the CMAS audio attention signal and/or should  
43 activate and deactivate the special emergency alert vibration cadence, if mobile device has vibration  
44 capabilities. The frequency and interval of the activation and deactivation of the CMAS audio

- 1 attention signal and/or the special emergency alert vibration cadence is dependent on CMSP policies  
2 and mobile device capabilities.
- 3 6. In order to minimize the possibility of network congestion and false alerts, mobile devices should not  
4 support any user interface capabilities to forward received CMAS alerts, to reply to received CMAS  
5 alerts, or to copy and paste CMAS alert contents.
- 6 7. The presentation of CMAS alert messages to the subscriber on the mobile device should be  
7 distinguishable from any other types of textual messages received by the mobile device subject to  
8 mobile device capabilities.
- 9 a. Color cannot be a required method for distinguishing CMAS alert messages from other types of  
10 text messages on the mobile device since all mobile devices do not have color display capabilities.
- 11 b. Color cannot be used as the sole method for conveying information. (See Section 5.5 above)

## 12 **7.4 Impact to Mobile Device Battery Life**

13 The CMSAAC recommends that the Alert Aggregator support a policy of ensuring that the aggregate  
14 CMAM rate does not adversely impact mobile device battery life.

15 The CMSAAC recommends that the CMSPs give consideration to modifications to network infrastructure,  
16 mobile devices and/or standards, and to the proper selection of the criteria below, in order to limit the  
17 reduction of battery life.

18 This analysis was limited in scope to text based messages, and does not analyze the impacts of other  
19 profiles, such as audio, video or multimedia. The delta impact on portable device battery life of text based  
20 alert messages of CMAS depends upon the following input criteria:

- 21 a) Delivery Technology (GSM, UMTS, CDMA2000 1x, Flex, Re-Flex, etc.)
- 22 b) Initial system network parameters before implementation of broadcast messaging
- 23 c) Maximum latency to deliver the message over the E interface
- 24 d) Retransmission interval
- 25 e) Number of languages supported
- 26 f) Number of alerts sent
- 27 g) Alert Duration, and number of times the portable device alerts the user

28 Each technology implements text broadcast messaging differently. In addition, each technology is  
29 deployed with different hardware and software, as well as, different standards releases. During the battery  
30 life evaluation, these issues explain the wide range of reported battery life impact of text Broadcast  
31 Messaging. The battery life impact of CMAS on a state of the art deployment of infrastructure and portable  
32 devices targeting optimized battery life could be as high as 40% or more.

33 When using older technology or different network parameters, the impact to battery life can be quoted as a  
34 lower percentage, although battery life will be lower than the optimized solution with cell broadcast  
35 enabled.

36 Although there are limitations in today's implementation of Cell Broadcast, it can be utilized for  
37 transmission of Emergency Alerts. The impact to portable device battery life can be managed through  
38 careful selection of the above parameters. The high impact parameters influenced by the CMSAAC are  
39 maximum latency to deliver the message over the E interface, Retransmission interval, Number of  
40 languages supported, Number of alerts sent, and Alert Duration.



1           With modifications to network infrastructure, mobile devices and/or standards, and proper selection of the  
2           above criteria, the reduction of battery life can be less than 10% of today's capability for monitoring the  
3           Cell Broadcast channel without sending alerts messages. These modifications could potentially adversely  
4           the timeline given in Section 12.2.1 below. When alert messages are sent, e.g. a disaster situation with  
5           multiple alerts sent from multiple agencies, the reduction of battery life increases proportionally to the  
6           number of messages sent and can approach up to 40% of the battery life.

7           To design and deploy a system with the performance described above, modifications to the portable  
8           devices, network infrastructure and/or standards are required. These changes are scheduled in the proposed  
9           timeline for deployment of CMAS.

1  
2  
3  
4  
5  
6  
7  
8  
9  
10  
11  
12  
13  
14  
15  
16  
17  
18  
19  
20  
21  
22  
23  
24  
25  
26  
27  
28  
29  
30  
31  
32  
33  
34  
35  
36  
37  
38  
39  
40  
41

## 8 Security for CMAS Alerts

### 8.1 Alert Interface & Aggregator Trust Model

#### 8.1.1 Trust Model Definitions

The following definitions are offered for clarity and specificity.

- Identity – A trusted agent will verify the identity of each individual that will be requesting credentials.
- Responsibility – The individual will have the duties of issuing public alerts and warnings on behalf of their respective jurisdiction.
- Jurisdiction – The area a person has authority to send public alert and warning messages
- Authority – Any public servant that is permitted by their jurisdiction to send a public alert and warning message.
- Capability – The nominated individual must demonstrate the knowledge of process, content and policy pertaining to the issuance of public alerts and warnings. The minimum requirement shall be a national level computer based training course. States and or local jurisdictions may require further training if they so desire.
- Credential – A specified form of evidence that an individual has completed the verification of identity, responsibility and capability. This credential will allow the individual to send or countersign a public alert and warning message.
- Certified system – will support the Trust Model and counter-signatory function to send public alert and warning messages.
- Countersigned – A public alert and warning message must be digitally signed by two credentialed personnel for acceptance into the CMAS.
- Originator – Can be a Federal, State, Tribal, or local jurisdiction.

#### 8.1.2 Trust Model Requirements

The CMSAAC makes the following recommendations regarding Trust Model requirements:

1. All messages will be attributed reliably to an individual sender.
2. All messages will be accepted from individuals holding a specified credential or from a certified system which required individual credentials.
3. All messages must be countersigned by a second credentialed sender. All messages not countersigned will be rejected and not be sent. The sender must be notified if the message was rejected for this reason.
4. The CMSAAC recommends that a process be established by which credentials can be certified upon demonstration of identity, responsibility and capability.
5. Identity, responsibility and capability must be recertified annually. All credentials will expire in 12 months.
6. All messages entered into the system will be logged, this log will be maintained for a reasonable period of time to support an audit.

- 1           7. The digital signatures will be bound to the message and carried from the originator to the Alert  
2           Gateway.
- 3           8. The message transport layer from the originator to the Alert Gateway will utilize an existing open non-  
4           proprietary transport standard and shall be Internet Protocol based.

5

## 6           **8.2           Alert Gateway Security Requirements**

7           The CMSAAC recommends that the Alert Gateway be protected against the potential for misuse such as  
8           hoax emergency alerts, illegal distribution of offensive content, Denial of Service (DoS/DDoS) attacks and  
9           SPAM. The CMSAAC recommends the following requirements to achieve the necessary level of security:

- 10          1. The Alert Gateway will be subject to and administered in a manner consistent with the Trust Model  
11          and shall be in compliance with Federal Information Processing Standard (FIPS) 199 and FIPS  
12          200. The Alert Gateway shall also be in compliance with security requirements for National Critical  
13          Infrastructure/Key Resources.
- 14          2. The Alert Gateway will be part of the government alert distribution network. The interface between the  
15          Alert Aggregator and the Alert Gateway shall support the Trust Model specified in Section 8.1 above.  
16          The C interface is outside the scope of the Trust Model and therefore the Alert Gateway shall support  
17          standardized authentication and authorization mechanisms to interface with the CMSP Gateways.
- 18          3. A single authorized source such as a designated government agency, or their authorized agent, will  
19          serve as the sole operator for the Alert Gateway.
- 20          4. The Alert Gateway will authenticate the source of all alert transactions. If the source cannot be  
21          authenticated, the message will not be sent and a warning issued to the Alert Gateway's monitoring  
22          system.
- 23          5. The Alert Gateway will inform the alert originator via Alert Aggregator if the CMAS message was not  
24          accepted by the CMSP Gateway.

25

## 26          **8.3           Reference Point C Security**

27          The CMSAAC recommends that the Reference Point C interface be IP based. Therefore the security of the  
28          Reference Point C interface should be based upon standard IP security mechanisms such as VPN tunnels  
29          and IPSEC functionality.

## 30          **8.4           Reference Points D & E Security**

31          The CMSAAC recommends that the security of the Reference Points D and E be based upon CMSP  
32          policies and upon the capabilities of the CMSP selected delivery technologies.

1  
2  
3  
4  
5  
6  
7  
8  
9  
10  
11  
12  
13  
14  
15  
16  
17  
18  
19  
20  
21  
22  
23  
24  
25  
26  
27  
28  
29  
30  
31  
32  
33  
34  
35  
36  
37  
38  
39  
40  
41  
42

## 9 CMAS Reliability & Performance

The CMSAAC recommends that, to the extent feasible, prior to the September 2008 CMSP Election, the statistical data on peak and average alert traffic volume at least for the period October 2007 thru August 2008 be available to CMSPs to support the engineering considerations for the CMSP Gateway and air interfaces. This statistical data needs to be available at the geo-targeted areas defined in Section 5.4 above.

### 9.1 Alert Gateway Performance Requirements

See Annex A – Anticipated Peak & Average CMAS Traffic Volume for anticipated peak & average CMAS traffic volume. The CMSAAC makes the following recommendations regarding Alert Gateway performance requirements:

1. Based on available historical data presented to the committee, and then applying a 2X factor, it is estimated that no more than 25,000 alert messages per year will be delivered to the Alert Gateway for transmission to the various CMSPs. It is also assumed that peak rates as high as 12,000 alert messages per month and 6,000 alert messages per day are possible. For a given hour, it is also conceivable that there can be an alert for every county in the U.S. and therefore the Alert Gateway should be capable of receiving and processing 3,000 alert messages per hour and a peak rate of 30 alert messages per second.
2. The Alert Gateway will have capabilities to monitor the system utilization for capacity planning purposes and it shall be scalable to accommodate the need for additional capacity.
3. The Alert Gateway will provide a transmission control mechanism to buffer the CMAM traffic upon receiving an overload warning from the CMSP Gateway.
4. The Alert Gateway will provide the capability for a CMSP or CMSP Gateway to temporarily disable the transmission of all CMAMs to the CMSP Gateway. While CMAM delivery to CMSP Gateway has been stopped, the Alert Gateway shall establish an alert queue for the specific CMSP Gateway.
  - a. The CMSP Gateway will notify the Alert Gateway to stop sending CMAM using an error response as described in Section 10.4.6 below. Once the error condition has cleared, the CMSP Gateway will notify the Alert Gateway to restart CMAM delivery and retry delivery of CMAMs in the queue if the CMAMs have not expired.
  - b. The authorized government entity which manages the Alert Gateway will establish a process where an authorized CMSP representative can provide notification of a planned or unplanned outage of a CMSP Gateway and during that outage period, CMAMs are not delivered from the Alert Gateway to that specific CMSP Gateway. During a planned or unplanned outage, the ability to support test message across the Reference Point C interface will be supported as defined in Section 10.4 below.
5. If the CMAM delivered over the Reference Point C interface was rejected by a CMSP Gateway due to congestion or temporary transient error conditions, the Alert Gateway will establish an alert queue for the specific CMSP Gateway and retry delivering it to the CMSP Gateway by a configurable interval, e.g. every 30 seconds, if the CMAM has not expired.
6. There are two logical queues per CMSP Gateway, one logical queue for Presidential alerts and another logical queue for all other CMAMs. The processing of the Presidential queue takes priority over the non-Presidential queue.

- 1 7. If an alert queue exists for a CMSP Gateway, all incoming alerts shall be placed into the queue based  
2 upon the time the CMAM was received by the Alert Gateway.
- 3 8. The Alert Gateway will support separate alert queues for each CMSP Gateway so that queuing for one  
4 or more CMSP Gateway shall not affect alerts delivery to all other CMSP Gateways.
- 5 9. The Alert Gateway will be designed to have the service availability of 99.999%.
- 6 10. System performance will be monitored in real-time 24 hours a day seven days a week to ensure all  
7 levels of service are met and/or exceeded.

## 8 **9.2 Alert Delivery Latency**

9 The CMSAAC recommends that, since latency will require experience in deployment, end-to-end latency  
10 requirements be addressed in the biennial review.

11 The CMSAAC recognizes the importance of delivering CMAMs as quickly as possible from the alert  
12 initiators to the transmission within the alert area. The CMSAAC also recognizes that there are operational  
13 characteristics of the CMSP Infrastructure which impact CMAM delivery latency. These operational  
14 characteristics include the following factors:

- 15 - Mobile device battery life impact
- 16 - Call processing impact
- 17 - Capabilities of the delivery technology
- 18 - Message queues
- 19 - Number of languages
- 20 - Number of targeted cell sites / paging transceivers for the alert area
- 21 - Geo-targeting processing

22 It is difficult to predict or model systems that have not been designed, built, or deployed.

## 23 **9.3 CMAS End-to-End Reliability**

24 The CMSAAC recommends that CMAS system reliability from alert initiation to the transmission of the  
25 CMAM over the CMSP selected delivery technology meet telecom standards for highly reliable systems.

26  
27 In order to achieve, a feasible and practical level of CMAS reliability on an end-to-end basis:

- 28
- 29 • The CMSPs will process CMAS alerts on a best effort
- 30
- 31 • The CMAS alert message may be retransmitted according to CMSP policies and the capabilities of  
32 the CMSP selected delivery technology.
- 33

34 Even though many components and elements of the end to end CMAS solution have high reliability, the  
35 over-all reliability of CMAS is unpredictable for the following reasons:

- 36
- 37 • RF transmissions can be subject to noise and other interference or environmental factors
- 38
- 39 • The capabilities of the cellular environment are not predictable especially in a disaster  
40 environment. For example, it can not be predicted which and how many cell sites will remain  
41 operational after a disaster.
- 42
- 43 • The subscriber may currently be in a location that does not have any RF signal.
- 44
- The subscriber's mobile device may not have any remaining power.

## 9.4 Message Logging

The CMSAAC recommends that the logs on the Alert Gateway be used to identify messages received by or rejected by the CMSP Gateway. These logs will be accessible by the alert originators and by the CMSPs. These logs will be the only required audit methods for the determination of which CMAS messages were sent to the CMSPs.

The CMSAAC further recommends that, upon receipt of an alert, the CMSP Gateway will respond back to the Alert Gateway with an acknowledgment that the alert message was received or rejected. Message logging on the CMSP Gateway is a function of the system performance part of the Commercial Mobile CMSP's business, and will not be an audit trail.

The CMSAAC recommends that there be no requirements for the CMSP to retain logs for any period of time.

### 9.4.1 Alert Gateway Logging

The CMSAAC makes the following recommendations regarding Alert Gateway logging:

1. The Alert Gateway will maintain a log of messages with time-stamps that verify when messages are received from the Alert Aggregator and when the messages are acknowledged or rejected by the CMSP Gateway. The log for rejected messages will include error codes for rejection as specified in Section 10.4.6 below.
2. The Alert Gateway will maintain an online log of active and cancelled alert messages for 90 days.
3. The Alert Gateway will maintain archived logs for a minimum of 36 months.
4. The Alert Gateway will provide CMSPs access to online messaging logs and archived logs for testing and trouble shooting purposes.
5. The Alert Gateway will generate monthly system and performance statistics reports based on CMA alerting category, alerting originator, alerting area and other alerting attributes.
6. The Alert Gateway will provide the capability for a CMSP to temporarily disable the transmission of all CMAMs to the CMSP Gateway. This event will be captured in the log file. Cancellation of the event should be noted in the log file as well.

## 9.5 CMAS Testing

End-to-end testing of the CMAS is defined to be testing from the Alert Initiator to the CMSP Gateway. This testing will verify the A, B, and C reference points, as well as the function of the Alert Aggregator, Alert Gateway, and CMSP Gateway. It is undesirable to send test messages over the CMSP infrastructure to the mobile devices as these messages could cause considerable confusion to the end user, as well as utilizing CMSP network resources.

Using real event codes for testing purposes poses the risk of unintentionally alarming and confusing recipients. For this reason, and to insure that a test message does not propagate to the CMSP subscriber base, the CMSAAC recommends that all end-to-end testing be indicated using the CAP *status* element with a value of "test", which shall be mapped to a test message over Reference Point C. Upon receipt of a test message, the CMSP Gateway will respond with an acknowledgment of receipt of the message and log receipt of the message according to CMSP policy.

1 The CMSAAC recommends that the CMSP Gateway support receiving a test message from the Alert  
2 Gateway for testing Reference Point C. This test message shall not be delivered to the CMSP Infrastructure  
3 nor broadcast to subscribers.

4 The CMSAAC recommends that the CMSP Gateway support the receipt and processing of Alert Gateway  
5 keep-alive test messages periodically. The frequency shall be configurable based on policy to be  
6 determined by the authorized government entity and the CMSPs.

7 The CMSAAC recommends that the keep-alive test messages *not* be sent if there are real messages to be  
8 sent.

## 9.5.1 General CMAS Testing Recommendations

11 An important part of a successful CMAS will be the ability to effectively test and troubleshoot the various  
12 components and interfaces.

13 The CMSAAC recommends that this test and troubleshooting capability be integrated into the architecture  
14 and protocol of the CMAS up front, to maximize effectiveness.

15 The CMSAAC recommends the following primary aspects of CMAS Testing and Troubleshooting  
16 capability to allow thorough testing and troubleshooting of the end-to-end CMAS without wearying the  
17 public:

- 18 1. Provision for testing of the CMAS, including the delivery mechanisms, without requiring all  
19 subscribers to see a test message.
  - 20 a. This might be accomplished by providing signaling in the application layer which  
21 indicates a test message – which would not be displayed by ‘normal terminals’, but could  
22 be displayed by ‘test terminals’. CMSPs could configure which devices were ‘test  
23 terminals’.
  - 24 b. Provide the ability to send test messages to a single CMSP/network without impact to  
25 other CMSPs.
  - 26 c. Provide the ability to test the CMAS up to the CMSP Gateway without impacting the  
27 CMSP infrastructure.
- 28 2. Provide CMSP access to the CMAM logs from the Alert Gateway.
- 29 3. Messages used for testing purposes shall be clearly differentiated from messages for actual events

## 9.5.2 Alert Gateway Testing

40 The CMSAAC recommends that the Alert Gateway support several types of testing:

- 41 a. Functional testing for the C interface (not expected to be sent to the subscribers)
- 42 b. Connection testing for new CMSP

43 The CMSAAC further recommends the following requirements for Alert Gateway testing:

- 44 1. The Alert Gateway will support initiating a test message for each service profile implemented for  
45 Reference Point C upon request by a particular CMSP. The test message will only be sent to a specific  
46 CMSP Gateway. The message will not be broadcast to subscribers.

- 1           2. The Alert Gateway will support initiating a test message for each service profile implemented for  
2           Reference Point C for all CMSP Gateways. The message will not be broadcast to subscribers.
  
- 3           3. The Alert Gateway will support keep-alive test messages periodically over the C interface. The  
4           frequency will be configurable based on policy to be determined by the authorized government entity  
5           and the CMSPs. The keep-alive test messages will not be sent if there are real messages to be sent.
  
- 6           4. All test messages for the C interface will be clearly marked and identified as test messages.
  
- 7



1

## 2 **10 Interface Protocols for CMAS Alerts**

3 The following two interfaces are applicable for the support of CMAS alerts in the CMSP networks:

- 4 • Alert Gateway – CMSP Interface which is Reference Point C
- 5 • CMSP – Mobile Device Interface for CMAS alert content which is Reference Point E

6 Both of these interfaces are defined in this section.

### 7 **10.1 Reference Point A Protocol**

8 The CMSAAC recommends that Reference Point A interface requirements consist of the following:

9

- 10 1. The message sent to the Alert Aggregator must consist of one of the following:
  - 11 a. A valid CAP 1.1 message with all mandatory elements.
    - 12 • Message ID
    - 13 • Sender ID
    - 14 • Sent Date/Time
    - 15 • Message Status
    - 16 • Message Type
    - 17 • Scope
    - 18 • Event Category
    - 19 • Urgency
    - 20 • Severity
    - 21 • Certainty
    - 22 • Resource description
    - 23 • Area Description – A FIPS geo-code, a polygon or circle (WGS-84 format) will
    - 24 be used to support the area description.
    - 25
  - 26 2. The Alert Aggregator will provide a mechanism to validate the identity of the individual sending
  - 27 the message to allow non-repudiation.
  - 28
  - 29 3. The implementer of the alert aggregator will provide a documented, non-proprietary, specification
  - 30 for transport that will support appropriate security and reliability.
  - 31

### 32 **10.2 Reference Point B Protocol**

33 The CMSAAC recommends that Reference Point B interface requirements consist of the following:

34

- 35 1. The implementer of the Alert Gateway will provide a documented non-proprietary specification for the
- 36 B interface which will support appropriate security and reliability.
- 37

## 10.3 Alert Gateway Interfaces & Mapping Requirements

### 10.3.1 Alert Gateway Interface Requirements

The CMSAAC recommends the following requirements for the Alert Gateway interfaces:

1. The Alert Gateway will support an open, non-proprietary interface to the Alert Aggregator (e.g. IP).
2. The Alert Gateway will initially support CAP v1.1 as the application layer protocol for communicating with the Alert Aggregator.
3. The Alert Gateway will uniquely identify each CMSP Gateway identified by a unique IP address or domain name.
4. The Alert Gateway will support the “C” interface protocol as defined in Section 10.4 below.
5. The Alert Gateway will support all CMAM formats that can be delivered to CMSP Gateway.
6. The Alert Gateway will support the common service profile formats as referred to in Section 6 above for text, audio, video and multimedia transmission of alert messages to the CMSP Gateways.
7. The Alert Gateway will support receiving acknowledgement from the CMSP Gateway that the CMAM has been received or rejected by the CMSP Gateway.
8. If any mandatory parameter/attribute is not included in the CAP message sent over the B interface, the Alert Gateway will use a default parameter value if available, or reject the CAP message if a default parameter value is not available.

### 10.3.2 Alert Gateway Interface Mapping Requirements

The Alert Gateway will map the CMAMs received in CAP format into the CMAC format supported by the CMSP Gateway.

1. If eventCode = “EAN”, the CMAM will be handled as a Presidential Alert. The Alert Gateway will not forward messages with eventCode = “EAT” or “NIC” to the CMSP Gateway.
2. The Alert Gateway will deliver CMAMs using the same language as issued by the alert originator and will not do language translation as a gateway function.
3. Each CMAM will only include one language. The CMA issued in multiple languages will be issued by separate messages.
4. All CMAM alert, update & cancellation messages will come only from the alert originators, including Presidential alert. The Alert Gateway will pass these messages to the CMSP Gateway. The Alert Gateway is not required to generate alerts, alert updates and/or cancellations.
5. The Alert Gateway will not alter the content of text alert messages, with the exception of
  - a. If CAP expires is not available, the default parameter value of one hour shall be used.
  - b. Constructing the text alert message using CAP elements such as category, eventCode and responseType. The algorithm for constructing the text alert message is described in Section 5.3 above.

- 1           6. For Presidential Alert, the Alert Gateway will use the following CAP elements to construct the  
2           message:
  - 3                   a. Use CAP parameter (with valueName = CMAMtext), if available and less than the  
4                   maximum CMA message length limit. If not, then
  - 5                   b. Use Alert Gateway generated automatic text: “The President has issued an  
6                   emergency alert. Check local media for more details.”
- 7           7. For AMBER Alert, the Alert Gateway will use the following CAP elements to construct the message:
  - 8                   a. Use CAP parameter (with valueName = CMAMtext), if available and less than the  
9                   maximum CMA message length limit. If not, the Alert Gateway will reject the  
10                  message.
- 11          8. For alerts other than the Presidential Alert or AMBER Alert, the Alert Gateway will support free-  
12          format text generation or automatic text generation.
- 13          9. For free-format text generation, the Alert Gateway will use the CAP parameter (with valueName =  
14          CMAMtext) to construct the message. If the CAP parameter (with valueName = CMAMtext) is not  
15          available or exceeds the maximum CMA message length limit, the Alert Gateway will reject the  
16          message.
- 17          10. For automatic text generation, the Alert Gateway will support the following rules to construct the  
18          message:
  - 19                   a. What’s happening: The Alert Gateway will use the expanded text as defined in  
20                   Table 5.1 for the CAP eventCode element if available. If eventCode is not provided,  
21                   the Alert Gateway will use the expanded text as defined in Table 5.1 for the CAP  
22                   category element.
  - 23                   b. Area Affected: The Alert Gateway will use the phrase “in this area”.
  - 24                   c. Recommended action: The Alert Gateway will use the CAP responseType element if  
25                   available. If responseType is not provided, the Alert Gateway will not include this  
26                   information.
  - 27                   d. Area Affected: The Alert Gateway will use the phrase “in this area”.
  - 28                   e. Expiration time with time zone: The Alert Gateway will translate the time according  
29                   to Table 5.1 for the CAP expires element if provided. The Alert Gateway will use the  
30                   time zone provided in the CAP expires element or may use the time zone in the  
31                   affected area. If not provided, the Alert Gateway will use one hour from the current  
32                   time as a default. If the affected area has more than one time zone, the Alert Gateway  
33                   will use one of the time zones.
  - 34                   f. Sending Agency: The Alert Gateway will translate it according to Table 5.1 for the  
35                   CAP sender element. The translated sending agency should not exceed the maximum  
36                   length of 12 characters in order to fit into the maximum CMA message length limit.  
37                   The translated sending agency will be truncated to 12 characters if it causes the  
38                   constructed message to exceed the maximum CMA message length limit.
- 39          11. If the CAP message received by the Alert Gateway is not formatted correctly, the Gateway will reject  
40          the message and inform the Alert Originator.

- 1           12. If a CAP message contains multiple INFO blocks with the same headline but different area elements,  
2           the Alert Gateway will collapse it into a single CMAM with a single INFO block and multiple area  
3           elements before sending it to the CMSP Gateway.
  
- 4           13. If a CAP message contains multiple INFO blocks with the different headlines, the Alert Gateway will  
5           create separate CMAM with each INFO block. The Alert Gateway will process the INFO blocks in the  
6           order contained in the CAP message.
  
- 7           14. The Alert Gateway will not do translations of the character sets.
  
- 8           15. The Geo-mapping of targeted area (cell sites) will be the responsibility of CMSPs and not a function of  
9           the Alert Gateway.
  
- 10          16. The Alert Gateway will provide the geo-targeting information over Reference Point C in accordance  
11          with the CMSP profile stored within the Alert Gateway.
  
- 12          17. The Alert Gateway will provide Geocode as specified in Section 10.4 below to the CMSP Gateway.
  
- 13          18. The Alert Gateway will translate latitude/longitude coordinates into appropriate State or County  
14          Geocode if no State or County Geocode is provided by alert originator.
  
- 15          19. The Alert Gateway will not be required to translate State or County Geocode into latitude/longitude  
16          coordinates.
  
- 17          20. The Alert Gateway will specify an agreed upon maximum number of latitude/longitude coordinates per  
18          polygon to be sent to the CMSP Gateway.
  
- 19          21. If Geocode, polygon or circle is not provided for a Presidential alert, the Alert Gateway will use  
20          “Nation wide” by default.
  
- 21          22. If Geocode, polygon or circle is not provided for any non-presidential alert or update, the Alert  
22          Gateway will reject the message and return an error to the alert originator.
  
- 23          23. For audio, video and multi-media CMAMs, if the CAP message includes the associated files, the Alert  
24          Gateway will
  - 25               a. Re-format, if necessary, the associated files into standardized format as specified in the  
26               associated service profile (See Section 6 above).
  - 27               b. Store the associated files on the Alert Gateway to be retrieved by the CMSP Gateways.
  - 28               c. Send the message with proper URL so that CMSP Gateways can retrieve the files if they so  
29               choose.
  
- 30          24. For audio, video and multi-media CMAMs, if the CAP message includes only the URL but not the  
31          associated files, the Alert Gateway will
  - 32               a. Retrieve the associated files from the URL in the CAP message
  - 33               b. Re-format, if necessary, the associated files into standardized format as specified in the  
34               associated service profile (See Section 6 above).
  - 35               c. Store the associated files on the Alert Gateway to be retrieved by the CMSP Gateway.
  - 36               d. Send the message with proper URL so that CMSP Gateway can retrieve the files if they so  
37               choose.

- 1           25. The Alert Gateway, via Reference Point C, will always provide the CMSP Gateway, the  
 2           CMAC\_geocode as defined in Section 10.4 below. Additionally, if available, the Alert Gateway will  
 3           provide one or more of the following parameters to identify the alert area: CMAC\_polygon,  
 4           CMAC\_circle or CMAC\_gnis format.
- 5           26. The Alert Gateway will be responsible to generate the CMAC geocode(s) corresponding to the alert  
 6           area from the CAP “area” element. The CMAC geocode(s) corresponding to the alert area will be  
 7           generated from either the area described by the polygon or circle, conversion of the SAME code or ZIP  
 8           code for the alert area, or using the FIPS value if specified in the original CAP alert message.
- 9           27. If the original CAP message does not contain a polygon, circle, or geocode, the Alert Gateway will  
 10          reject the message unless the message originator was the President, in which case the alert area will be  
 11          assumed Nationwide in the absence of the area information.
- 12          28. CAP will be the protocol used on the “B” interface to carry the CMAM into the Alert Gateway. Not all  
 13          the elements and values allowed by CAP are useful for CMAMs. Also some elements are optional in  
 14          CAP but required by CMAMs. The Alert Gateway will apply the following mapping and filtering rules  
 15          for all the messages received via the “B” interface as shown in Table 10-1. The following is a  
 16          description of the column shown in Table 10-1:

17                   Column 1: Lists the CAP element.

18                   Column 2: Lists the code values applicable to CMAMs.

19                   Column 3: Lists the filtering and mapping rules to be used by the Alert Gateway. “Pass” means  
 20          the element and code value will be passed from the “B” interface to the “C” interface. “Mapped”  
 21          means the CAP element and code value will be mapped into the appropriate CMAC attribute.  
 22          “Reject” means the Alert Gateway will reject the CAP message received from the “B” interface  
 23          and no message will be sent over the “C” interface. “Ignored” means the CAP element is not  
 24          applicable to CMAM and will be ignored by the Alert Gateway. “Generated” means the Alert  
 25          Gateway will generate the appropriate CMAC elements and attributes.

26                   Column 4: Lists the corresponding “C” interface CMAC elements as defined in Section 10.4  
 27          below.

28          Table 10-1 Parameter mapping from “B” Interface CAP message in to “C” Interface CMAC message

CAP Element	(CMA) Permitted Values	Alert Gateway Filtering Rules	CMAC Element
N/A		Generated by the Alert Gateway	CMAC protocol version
N/A		Generated by the Alert Gateway	CMAC sending Alert Gateway id
alert	N/A	Ignored	N/A
identifier (free format)		Mapped from the free format into a 2 octet binary number	CMAC_message_identifier (2 octet binary number)
sender		Pass	CMAC_sender
sent		Mapped into UTC format	CMAC_sent_date_time
status	“Actual” “Exercise” “System” “Test”	Pass with permitted values; Reject message with “Draft”	CMAC_status

<b>msgType</b>	“Alert” “Update” “Cancel” “Error”	Pass with permitted values; Reject message with “Ack”	CMAC_message_type
source	N/A	Ignored	
<b>scope</b>	“Public”	Reject message if “Public” is not in field.	N/A
restriction		Reject message if this element is included	N/A
addresses		Reject message if this element is included	N/A
code		Ignored	N/A
note		Pass	CMAC_cancel_error_node
<b>references</b>		Mapped from the free format into a 2 octet binary number	CMAC_referenced_message_identifier (2-octet binary number)
incidents	N/A	Ignored	N/A
N/A		Generated by the Alert Gateway	CMAC_original_cap_alert_uri
info		Ignored	
language		Pass	CMAC_text_language
<b>category</b>		Mapped	CMAC_category
<b>event</b>	N/A	Ignored	N/A
responseType	All but “Assess”	Reject message with “Assess” in field, pass all others	CMAC_response_type
<b>urgency</b>	“Immediate” “Expected”	Pass with permitted values or rejecting message with other values	CMAC_urgency
<b>severity</b>	“Extreme” “Severe”	Pass with permitted values or rejecting message with other values	CMAC_severity
<b>certainty</b>	“Observed” “Likely”	Pass with permitted values or rejecting message with other values	CMAC_certainty
audience	N/A	Ignored	N/A
<b>eventCode</b>	“EAN” “CAE”	Map “EAN” to “Presidential”; Map “CAE” to “Child Abduction”; Map other values to “No special handling”	CMAC_special_handling
<b>eventCode</b>		Mapped	CMAC_event_code
effective	N/A	Ignored	N/A
onset	N/A	Ignored	N/A

expires		Passed; Reject message if already expired; Apply default value of one hour if not provided	CMAC_expires_date_time
senderName		Mapped	CMAC_sender_name
<b>headline</b>		Passed conditionally when eventCode= "EAN" or "CAE"; Ignored when eventCode has other values.	CMAC_text_alert_message
description	N/A	Ignoring	CMAC_text_alert_message
N/A	ASCII 7-bit	Ignoring	CMAC_text_encoding
N/A	Less than 90 characters	Generated by the Alert Gateway	CMAC_text_message_length
N/A		Generated by the Alert Gateway as specified in Section 5.5	CMAC_text_alert_message
instruction	N/A	Ignored	N/A
web		Mapped to a local link on the Alert Gateway	CMAC_web_link
contact	N/A	Ignored	N/A
parameter	N/A	Passed conditionally when eventCode= "EAN" or "CAE"; Passed conditionally when eventCode has other values and parameter valueName = "CMAMtext"; Ignored otherwise	CMAC_text_alert_message
resource	N/A	Ignored	N/A
resourceDesc		Mapped	CMAC_resource_description
contentType		Mapped	CMAC_mime_type
size		Mapped	CMAC_resource_size
uri		Mapped to a local link on the Alert Gateway	CMAC_uri
derefUri	N/A	Ignored	N/A
digest		Ignored	
area	N/A	Ignored	N/A
<b>areaDesc</b>		Passed	CMAC_area_description
polygon		Passed	CMAC_polygon
circle		Passed	CMAC_circle
<b>geocode</b>		Passed, or generated based on polygon and/or circle	CMAC_cmas_geocode
<b>geocode</b>		Generated based on polygon and/or circle	CMAC_cmas_gnis
altitude	N/A	Ignored	N/A

ceiling	N/A	Ignored	N/A
---------	-----	---------	-----

29. If an incoming CAP message fails the Alert Gateway validation or filtering rules, an error message will be sent over the “B” interface to the alert originator. The error message may contain additional information in the “note” element. The “note” element in the error response to the alert originator may contain multiple error messages. The following are some examples of error responses.

- a. CMA error #1: Unsupported code value of “<value>” in element “<element name>” (e.g. scope=”Private”)
- b. CMA error #2: Missing required element “<element name>” (e.g. element Y = eventCode)
- c. CMA error #3: Unsupported element “<element name>” (e.g. element Z = restriction)
- d. CMA error #4: Text message length exceeds maximum limit

## 10.4 Reference Point C Protocol

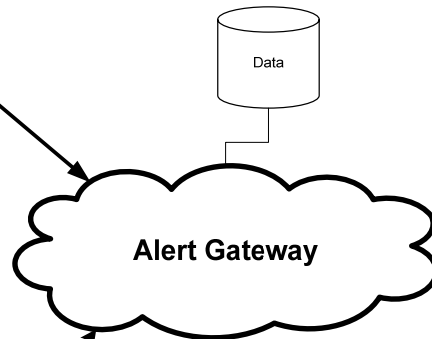
The C reference point is the interface from the Alert Gateway to the CMSP Gateway. The C reference point is used to map the CAP elements into the CMSP protocol on the C reference point (“CMAC”), as follows:

### Mandatory CAP Elements

identifier  
sender  
sent  
status  
msgType  
category  
urgency  
severity  
Certainty  
event  
areaDesc

### Optional CAP Elements

note  
references  
language  
responseType  
**audience**  
**eventCode**  
expires  
headline  
description  
instruction  
web  
**parameter**  
resourceDesc  
mimeType  
size  
uri  
derefUri  
digest  
polygon  
circle  
geocode



### “C” Reference Point Elements

CMAC\_protocol\_version  
CMSP\_sending\_alert\_gateway\_id  
CMAC\_message\_identifier  
CMAC\_referenced\_message\_identifier (optional)  
CMAC\_special\_handling  
CMAC\_sender  
CMAC\_sent\_date\_time  
CMAC\_status  
CMAC\_message\_type  
CMAC\_note (optional)  
CMAC\_original\_cap\_alert\_uri  
CMAC\_category  
CMAC\_event\_code  
CMAC\_response\_type (optional)  
CMAC\_severity  
CMAC\_urgency  
CMAC\_certainty  
CMAC\_expires\_date\_time  
CMAC\_sender\_name (optional)  
CMAC\_text\_language  
CMAC\_text\_encoding  
CMAC\_text\_alert\_message\_length  
CMAC\_text\_alert\_message  
CMAC\_web (future)  
CMAC\_area\_description  
CMAC\_polygon (optional)  
CMAC\_circle (optional)  
CMAC\_cmas\_geocode  
CMAC\_gnis (optional)  
CMAC\_resource\_description (future)  
CMAC\_mime\_type (future)  
CMAC\_resource\_size (future)  
CMAC\_resource\_uri (future)  
CMAC\_resource\_digest (future)

Figure 10-1 Relationship of CAP Elements to Reference Point C Elements





### 10.4.1 Structure of the CMA “C” Reference Point Protocol

The CMSAAC recommends that each CMAC Alert message consist of the following segments:

- CMAC Alert Attributes segment
- CMAC Alert Info segment
- CMAC Alert Area segment
- CMAC Alert Resource segment

The CMSAAC recommends that the CMAC Alert Message document object model be as follows:

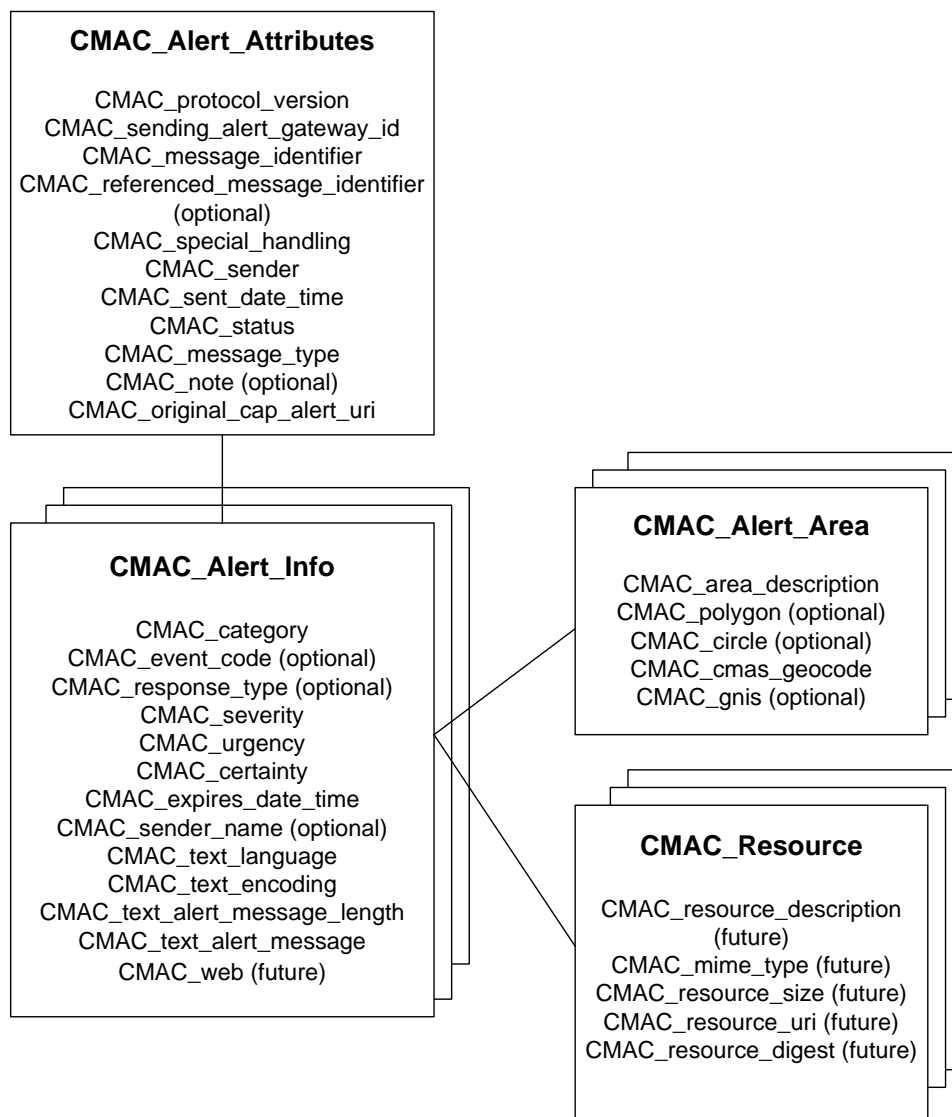


Figure 10-2 CMAC Message Structure

The CMSAAC recommends that a CMAC Alert Message must contain:

- one CMAC\_Alert\_Attributes segment
- one or more CMAC\_Alert\_Info segments
- one or more CMAC\_Alert\_Area segments.

The CMAC\_Resource segment is optional for future use in streaming audio, streaming video, and multimedia CMAs.

## 10.4.2 CMAC Data Dictionary

### 10.4.2.1 CMAC\_Alert\_Attributes Segment

Table 10-2 CMAC\_Alert\_Attributes Segment

CMAC Element	Mandatory/ Optional/ Conditional	CMAC Definition
CMAC_alert	M	(1) Surrounds CMAC alert message subelements. (2) MUST include the xmlns attribute referencing the CMAC URN as the namespace, e.g.: <cmac:CMAC_alert xmlns:cmac="urn:xxx:xxxxx:xx:cmac:1.0"> [sub-elements] </cmac:CMAC_alert> (3) In addition to the specified subelements, MAY contain one or more <CMAC_alert_info> blocks.
CMAC_protocol_version	M	The version of the CMAC protocol. Used by the CMSP Gateway only. Specified by the Alert Gateway.
CMAC_sending_alert_gateway_id	M	URI of the Alert Gateway sending the CMAC message. Specified by the Alert Gateway.
CMAC_message_identifier	M	A 2-octet binary value uniquely identifying this message, assigned by the Alert Gateway and derived from the CAP identifier element. This element is sent to the mobile device.
CMAC_referenced_message_identifier	C	A 2-octet binary value uniquely identifying a referenced CMAM, assigned by the Alert Gateway. Required for an Update, Cancel or Ack CMAC_message_type. Derived from the CAP references element.

CMAC Element	Mandatory/ Optional/ Conditional	CMAC Definition
CMAC_special_handling	O	<p>Specifies if this alert message requires special handling. Specified by the Alert Gateway, derived from CAP elements.</p> <p>Code Values:</p> <p><b>“Presidential”</b></p> <p><b>“Child Abduction”</b></p> <p><b>“No Special Handling”</b></p>
CMAC_sender	M	<p>Identifies the originator of this alert. Used by the CMSP for logging purposes only. Alert Gateway uses the CAP sender element to populate this element.</p>
CMAC_sent_date_time	M	<p>The date and time the message is sent by originator in UTC in XML dateTime format. Derived from the CAP sent element.</p>
CMAC_status	M	<p>Alert Gateway uses the CAP status element to populate this element. Code Values:</p> <p><b>“Actual”</b> - Actionable by all targeted recipients</p> <p><b>“Exercise”</b> - Actionable only by designated exercise participants, for CMSP use.</p> <p><b>“System”</b> - For messages that support alert network internal functions. In addition this is used for the “keep alive” message between the Alert Gateway and the CMSP Gateway.</p> <p><b>“Test”</b> - Technical testing of the C Reference Point only, for CMSP Gateway use only.</p>

CMAC Element	Mandatory/ Optional/ Conditional	CMAC Definition
CMAC_message_type	M	Alert Gateway uses the CAP msgType element to populate this element. Code Values: “ <b>Alert</b> ” - Initial information requiring attention by targeted recipients “ <b>Update</b> ” - Updates and supercedes the earlier message(s) identified in < CMAC_referenced_ message_ identifier > “ <b>Cancel</b> ” - Cancels the earlier message(s) identified in < CMAC_ referenced_ message_ identifier > “ <b>Ack</b> ” - Acknowledges receipt and acceptance of the message(s) identified in < CMAC_referenced_ message_ identifier > additional explanation may appear in <CMAC_note> “ <b>Error</b> ” indicates rejection of the message(s) identified in < CMAC_referenced_ message_ identifier >; explanation SHOULD appear in <CMAC_note>
CMAC_note	O	Optional element. Used for CMSP logging purposes for a cancel or error message type, or to provide a response back to the Alert Gateway. Alert Gateway uses the CAP note element to populate this element on messages from the Alert Gateway to the CMSP Gateway. The CMSP Gateway uses this element on messages to the Alert Gateway.
CMAC_original_cap_alert_uri	M	This element contains the uri where the CMSP may retrieve the original complete CAP version of the alert from the Alert Gateway. Specified by the Alert Gateway.

1  
2  
3  
4  
5  
6  
7  
8  
9

### 10.4.2.2 CMAC\_Alert\_Info Segment

Multiple occurrences are permitted within the CAP from the alert originator; the CMSAAC recommends that each occurrence be a separate CMAM from the Alert Gateway. The CMSAAC further recommends that each language be sent as a separate CMAM with a unique message identifier. It is anticipated that a separate CMAS\_Alert\_Info element with associated sub-elements will be created for the CMAMs to be given to the CMSPs for broadcast via the CMSP selected technologies consistent with the requirements and procedures defined by the CMSAAC.

Table 10-3 CMAC\_Alert\_Info Segment

10

CMAC Element	Mandatory/ Optional/ Conditional	CMAC Definition
--------------	--	-----------------

CMAC Element	Mandatory/ Optional/ Conditional	CMAC Definition
CMAC_alert_info		<p>(1) Only a single occurrence is permitted within a single &lt;CMAC_alert&gt;. If there are multiple “info” segments in the original CAP message, the Alert Gateway shall format as separate CMAC messages each with a unique identifier.</p> <p>(2) In addition to the specified subelements, MAY contain one or more &lt;CMAC_resource&gt; blocks and/or one or more &lt;CMAC_area&gt; blocks.</p>
CMAC_category	M	<p>Alert Gateway uses the CAP category element to populate this element. Code Values used by CMSP Gateway only:</p> <p>“<b>Geo</b>” - Geophysical (inc. landslide)</p> <p>“<b>Met</b>” - Meteorological (inc. flood)</p> <p>“<b>Safety</b>” - General emergency and public safety</p> <p>“<b>Security</b>” - Law enforcement, military, homeland and local/private security</p> <p>“<b>Rescue</b>” - Rescue and recovery</p> <p>“<b>Fire</b>” - Fire suppression and rescue</p> <p>“<b>Health</b>” - Medical and public health</p> <p>“<b>Env</b>” - Pollution and other environmental</p> <p>“<b>Transport</b>” - Public and private transportation</p> <p>“<b>Infra</b>” - Utility, telecommunication, other non-transport infrastructure</p> <p>“<b>CBRNE</b>” – Chemical, Biological, Radiological, Nuclear or High-Yield Explosive threat or attack</p> <p>“<b>Other</b>” - Other events</p>
CMAC_event_code	O	<p>Alert Gateway uses the CAP eventCode element to populate this element. Optional element used by the CMSP Gateway only.</p> <p>A system-specific code for event typing, in the form:</p> <pre>&lt;CMAC_event_code&gt; &lt;CMAC_valueName&gt;valueName&lt;/CMAC_valueName&gt; &gt; &lt;CMAC_value&gt;value&lt;/CMAC_value&gt; &lt;/CMAC_event_code&gt;</pre> <p>where the content of “CMAC_valueName” is a user assigned string designating the domain of the code, and the content of “value” is a string (which may represent a number) denoting the value itself (e.g., CMAC_valueName =“SAME” and value=“TOR”).</p> <p>Values of “CMAC_valueName” that are acronyms SHOULD be represented in all capital letters without periods (e.g., SAME).</p>

CMAC Element	Mandatory/ Optional/ Conditional	CMAC Definition
		<p>The following SAME codes are supported in CMAS:</p> <ul style="list-style-type: none"> <li>o Civil Danger Warning CDW</li> <li>o Civil Emergency Message CEM</li> <li>o Evacuation Immediate EVI</li> <li>o Hazardous Materials Warning HMW</li> <li>o Law Enforcement Warning LEW</li> <li>o Local Area Emergency LAE</li> <li>o Nuclear Power Plant Warning NUW</li> <li>o Radiological Hazard Warning RHW</li> <li>o Shelter in Place Warning SPW</li> <li>o Avalanche Warning AVW</li> <li>o Blizzard Warning BZW</li> <li>o Child Abduction Emergency CAE</li> <li>o Coastal Flood Warning CFW</li> <li>o Dust Storm Warning DSW</li> <li>o Earthquake Warning EQW</li> <li>o Fire Warning FRW</li> <li>o Flash Flood Warning FFW</li> <li>o Flood Warning FLW</li> <li>o High Wind Warning HWW</li> <li>o Hurricane Warning HUW</li> <li>o Severe Thunderstorm Warning SVR</li> <li>o Special Marine Warning SMW</li> <li>o Tornado Warning TOR</li> <li>o Tropical Storm Warning TRW</li> <li>o Tsunami Warning TSW</li> <li>o Volcano Warning VOW</li> <li>o Winter Storm Warning WSW</li> </ul>
CMAC_response_type	O	<p>Alert Gateway uses the CAP responseType element to populate this element. Code values:</p> <p>“<b>Shelter</b>” – Take shelter in place</p> <p>“<b>Evacuate</b>” – Relocate</p> <p>“<b>Prepare</b>” – Make preparations</p> <p>“<b>Execute</b>” – Execute a pre-planned activity</p> <p>“<b>Monitor</b>” – Attend to information sources</p> <p>“<b>Assess</b>” – Evaluate the information in this message. (This value SHOULD NOT be used in public warning applications.)</p> <p>“<b>None</b>” – No action recommended</p> <p>Multiple instances MAY occur within a single &lt;CMAC_info&gt; block. This element is passed to the mobile device.</p>

CMAC Element	Mandatory/ Optional/ Conditional	CMAC Definition
CMAC_severity	M	Alert Gateway uses the CAP severity element to populate this element. Code Values sent to the mobile device: <b>“Extreme”</b> - Extraordinary threat to life or property <b>“Severe”</b> - Significant threat to life or property
CMAC_urgency	M	Alert Gateway uses the CAP urgency element to populate this element. Code Values sent to the mobile device: <b>“Immediate”</b> - Responsive action SHOULD be taken immediately <b>“Expected”</b> - Responsive action SHOULD be taken soon (within next hour)
CMAC_certainty	M	Alert Gateway uses the CAP certainty element to populate this element. Code Values sent to the mobile device: <b>“Observed”</b> – Determined to have occurred or to be ongoing. <b>“Likely”</b> - Likely (probability > ~50%)
CMAC_expires_date_time	M	The expiry time of the information of the alert message for use by the CMSP Gateway. The date and time is represented in UTC [dateTime] format. Maximum duration is 24 hours. Derived from the CAP expires element.
CMAC_sender_name	O	Optional element for logging purposes at the CMSP Gateway. The human-readable name of the agency or authority issuing this alert. Alert Gateway uses the CAP senderName element to populate this element.
CMAC_text_language	M	Specifies the language of the text in the CMAC_text_alert_message, for use by the mobile device. Code Values: <b>“English”</b> <b>“Spanish”</b> <b>“French”</b> (future Canada use only) <b>“Other”</b> – for future use Specified by the Alert Gateway and derived from the CAP language element.
CMAC_text_encoding	M	Specifies the data encoding scheme of the text in the CMAC_text_alert_message, for use by the mobile device. Code Values: <b>“UTF-8”</b> Specified by the Alert Gateway.



CMAC Element	Mandatory/ Optional/ Conditional	CMAC Definition
CMAC_text_alert_message_length	M	The length, in characters, of the text in the CMAC_text_alert_message. Note the number of octets in the CMAC_text_alert_message can be derived from this parameter and the CMAC_text_encoding parameter. Specified by the Alert Gateway.
CMAC_text_alert_message	M	The text of the alert message for use by the mobile device. This field is defined by the CMAS Text Profile and may contain up to 90 English characters using a 7-bit encoding scheme. Other languages or data encoding schemes will change the number of characters supported. Specified by the Alert Gateway, which may be derived or obtained via CAP elements.
CMAC_web_link	O	Optional element for future use. The identifier of the hyperlink associating additional information with the alert message. This data must be in a domain accessible by the CMSP Gateway. Alert Gateway uses the CAP web element to populate this element.

1

### 10.4.2.3 CMAC\_Area Segment:

2

3

4

Multiple occurrences are permitted

5

Table 10-4 CMAC\_Area Segment

CMAC Element	Mandatory/ Optional/ Conditional	CMAC Definition
CMAC_area	M	(1) Multiple occurrences permitted, in which case the target area for the <CMAC_alert_info> block is the union of all the included <CMAC_area> blocks. (2) MAY contain one or multiple instances of <CMAC_polygon> or <CMAC_circle>, and shall contain at least one instance of <CMAC_geocode>. If multiple <CMAC_polygon>, <CMAC_circle> or <CMAC_geocode> elements are included, the area described by this <area> is the union of those represented by the included elements.
CMAC_area_description	M	The text describing the affected area of the alert message for use by the CMSP for logging purposes only. Alert Gateway uses the CAP areaDesc element to populate this element.
CMAC_polygon	O	Optional element. The paired values of points defining a polygon that delineates the affected area of the alert message. Alert Gateway uses the CAP polygon element to populate this element.

CMAC Element	Mandatory/ Optional/ Conditional	CMAC Definition
CMAC_circle	O	Optional element. The paired values of a point and radius delineating the affected area of the alert message. Alert Gateway uses the CAP circle element to populate this element.
CMAC_cmas_geocode	M	The CMAS-defined geographic code delineating the affected area of the alert message. This is an extension to the FIPS code (see Section 10.4.5). Alert Gateway uses the CAP geocode, polygon, circle, and/or sender elements to derive this element.
CMSC_gnis	O	Optional element. This value is the geographic code delineating the affected area of the alert message using the U.S.G.S. Geographic Names Information System (GNIS) code. Derived by the Alert Gateway.

1

#### 10.4.2.4 CMAC\_Resource Segment:

2

3

4

5

Multiple occurrences are permitted. The CMAC\_Resource segment is not used for the Text Profile but may be applicable to future streaming audio, streaming video, and multimedia alerts.

6

Table 10-5 CMAC\_Resource Segment

CMAC Element	Mandatory/ Optional/ Conditional	CMAC Definition
CMAC_resource	O	(1) Refers to an additional file with supplemental information related to this <CMAC_alert_info> element; e.g., an image or audio file (2) Multiple occurrences MAY occur within a single <CMAC_alert_info> block
CMAC_resource_description	O	Optional element. The human-readable text describing the content and kind, such as “map” or “photo,” of the resource file. For use by the CMSP Gateway for logging purposes only. Alert Gateway uses the CAP resourceDesc element to populate this element.
CMAC_mime_type	O	Optional element. The identifier of the MIME content type and sub-type describing the resource file. Alert Gateway uses the CAP mimeType element to populate this element.
CMAC_resource_size	O	Optional element. The integer indicating the size of the resource file. Alert Gateway uses the CAP size element to populate this element.

CMAC Element	Mandatory/ Optional/ Conditional	CMAC Definition
CMAC_resource_uri	O	Optional element. The identifier of the hyperlink for the resource file. Alert Gateway uses the CAP uri element to populate this element.
CMAC_digest	O	Optional element. The code representing the digital digest (“hash”) computed from the resource file. Calculated using the Secure Hash Algorithm (SHA-1) per [FIPS 180-2]. Alert Gateway uses the CAP digest element to populate this element.

1

### 10.4.3 Example CMAC XML Schema

2

3

4

5

6

7

8

9

10

11

12

13

14

15

16

17

18

19

20

21

22

23

24

25

26

27

28

29

30

31

32

33

34

35

36

37

38

39

40

41

```

<?xml version = "1.0" encoding = "UTF-8"?>
<schema xmlns = "http://www.w3.org/2001/XMLSchema"
  targetNamespace = "cmac:1.0"
  xmlns:cmac = "cmac:1.0"
  xmlns:xs = "http://www.w3.org/2001/XMLSchema"
  elementFormDefault = "qualified"
  attributeFormDefault = "unqualified">
<element name = "CMAC_Alert_Attributes">
  <annotation>
    <documentation>CMAC Alert Message (version 1.0)</documentation>
  </annotation>
  <complexType>
    <sequence>
      <element name = "CMAC_protocol_version" type = "string"/>
      <element name = "CMAC_sending_alert_gateway_id" type = "anyURI"/>
      <element name = "CMAC_message_identifier" type = "string"/>
      <element name = "CMAC_referenced_message_identifier" type = "string" minOccurs = "0" />
      <element name = "CMAC_special_handling">
        <simpleType>
          <restriction base = "string">
            <enumeration value = "Presidential"/>
            <enumeration value = "Child Abduction"/>
            <enumeration value = "No Special Handling"/>
          </restriction>
        </simpleType>
      </element>
      <element name = "CMAC_sender" type = "string"/>
      <element name = "CMAC_sent_date_time" type = "dateTime"/>
      <element name = "CMAC_status">
        <simpleType>
          <restriction base = "string">
            <enumeration value = "Actual"/>
            <enumeration value = "Exercise"/>
            <enumeration value = "System"/>
            <enumeration value = "Test"/>
          </restriction>
        </simpleType>
      </element>
    </sequence>
  </complexType>
</element>

```

```

1      <element name = "CMAC_message_type">
2          <simpleType>
3              <restriction base = "string">
4                  <enumeration value = "Alert"/>
5                  <enumeration value = "Update"/>
6                  <enumeration value = "Cancel"/>
7                  <enumeration value = "Ack"/>
8                  <enumeration value = "Error"/>
9              </restriction>
10         </simpleType>
11     <element name = "CMAC_note" type = "string" minOccurs = "0"/>
12     <element name = "CMAC_original_cap_alert_uri" type = "anyURI"/>
13 </element>
14 <element name = "CMAC_alert_info" minOccurs = "0">
15     <complexType>
16         <sequence>
17             <element name = "category" maxOccurs = "unbounded">
18                 <simpleType>
19                     <restriction base = "string">
20                         <enumeration value = "Geo"/>
21                         <enumeration value = "Met"/>
22                         <enumeration value = "Safety"/>
23                         <enumeration value = "Security"/>
24                         <enumeration value = "Rescue"/>
25                         <enumeration value = "Fire"/>
26                         <enumeration value = "Health"/>
27                         <enumeration value = "Env"/>
28                         <enumeration value = "Transport"/>
29                         <enumeration value = "Infra"/>
30                         <enumeration value = "CBRNE"/>
31                         <enumeration value = "Other"/>
32                     </restriction>
33                 </simpleType>
34             </element>
35             <element name = "CMAC_event_code" minOccurs = "0" maxOccurs = "unbounded">
36                 <complexType>
37                     <sequence>
38                         <element ref = "cmac:valueName"/>
39                         <element ref = "cmac:value"/>
40                     </sequence>
41                 </complexType>
42             </element>
43             <element name = "CMAC_responseType" maxOccurs = "unbounded">
44                 <simpleType>
45                     <restriction base = "string">
46                         <enumeration value = "Shelter"/>
47                         <enumeration value = "Evacuate"/>
48                         <enumeration value = "Prepare"/>
49                         <enumeration value = "Execute"/>
50                         <enumeration value = "Monitor"/>
51                         <enumeration value = "Assess"/>
52                         <enumeration value = "None"/>
53                     </restriction>
54                 </simpleType>
55             </element>
56             <element name = "CMAC_severity">
57                 <simpleType>
58                     <restriction base = "string">

```

```
1         <enumeration value = "Extreme"/>
2         <enumeration value = "Severe"/>
3     </restriction>
4 </simpleType>
5 </element>
6 <element name = "CMAC_urgency">
7     <simpleType>
8         <restriction base = "string">
9             <enumeration value = "Immediate"/>
10            <enumeration value = "Expected"/>
11        </restriction>
12    </simpleType>
13 </element>
14 <element name = "CMAC_certainty">
15     <simpleType>
16         <restriction base = "string">
17             <enumeration value = "Observed"/>
18             <enumeration value = "Likely"/>
19        </restriction>
20    </simpleType>
21 </element>
22 <element name = "CMAC_expires_date_time" type = "dateTime" minOccurs = "0"/>
23 <element name = "CMAC_sender_name" type = "string" minOccurs = "0"/>
24 <element name = "CMAC_text_language" />
25     <simpleType>
26         <restriction base = "string">
27             <enumeration value = "English"/>
28             <enumeration value = "Spanish"/>
29             <enumeration value = "French"/>
30             <enumeration value = "Other"/>
31        </restriction>
32    </simpleType>
33 <element name = "CMAC_text_encoding" />
34     <simpleType>
35         <restriction base = "string">
36             <enumeration value = " UTF-8"/>
37        </restriction>
38    </simpleType>
39 </element>
40 <element name = "CMAC_text_alert_message_length" type = "string" />
41 <element name = "CMAC_text_alert_message" type = "string" />
42 <element name = "CMAC_web" type = "anyURI" minOccurs = "0"/>
43 <element name = "CMAC_alert_resource" minOccurs = "0" maxOccurs = "unbounded" >
44 <complexType>
45     <sequence>
46         <element name = "CMAC_resource_description" type = "string"/>
47         <element name = "CMAC_mime_type" type = "string" minOccurs = "0"/>
48         <element name = "CMAC_resource_size" type = "integer" minOccurs = "0"/>
49         <element name = "CMAC_resource_uri" type = "anyURI" minOccurs = "0"/>
50         <element name = "CMAC_digest" type = "string" minOccurs = "0"/>
51     </sequence>
52 </complexType>
53 </element>
54 <element name = "area" minOccurs = "0" maxOccurs = "unbounded">
55     <complexType>
56         <sequence>
57             <element name = "CMAC_area_description" type = "string"/>
```

```

1      <element name = "CMAC_polygon" type = "string" minOccurs = "0" maxOccurs =
2      "unbounded"/>
3      <element name = "CMAC_circle" type = "string" minOccurs = "0" maxOccurs =
4      "unbounded"/>
5      <element name = "CMAC_cmac_geocode" type="string" maxOccurs = "unbounded">
6      <element name = "CMAC_gnis" type = "string" minOccurs = "0" maxOccurs = "unbounded"/>
7      </element>
8      </sequence>
9      </complexType>
10     </element>
11     </sequence>
12     </complexType>
13     </element>
14     </sequence>
15     </complexType>
16 </element>
17 <element name = "valueName" type = "string"/>
18 <element name = "value" type = "string"/>
19 </schema>
20
21

```

### 10.4.4 Element Mapping from B Reference Point (CAP) to C Reference Point (CMAC) to E Reference Point (CMAE) Elements

Note: elements listed in **bold** are mandatory.

Table 10-6 Mapping Reference Point B Elements to Reference Point C Elements

CAP Element	CMAC Element	CMAE Element
N/A	<b>CMAC_protocol_version</b>	N/A
N/A	N/A	<b>CMAE_protocol_version</b>
N/A	<b>CMAC_sending_alert_gateway_id</b>	N/A
<b>identifier</b>	<b>CMAC_message_identifier</b>	<b>CMAE_identifier</b>
references	CMAC_referenced_message_identifier	N/A
N/A	CMAC_special_handling	<b>CMAE_alert_handling</b>
<b>sender</b>	<b>CMAC_sender</b>	N/A
<b>sent</b>	<b>CMAC_sent_date_time</b>	N/A
<b>status</b>	<b>CMAC_status</b>	N/A
<b>msgType</b>	<b>CMAC_message_type</b>	<b>CMAE_alert_type</b>
source	N/A	N/A
<b>scope</b>	N/A	N/A
restriction	N/A	N/A
code	N/A	N/A

<b>CAP Element</b>	<b>CMAC Element</b>	<b>CMAE Element</b>
note	CMAC_note	N/A
incidents	N/A	N/A
N/A	<b>CMAC_original_cap_alert_uri</b>	N/A
<b>category</b>	<b>CMAC_category</b>	<b>CMAE_category</b>
<b>event</b>	N/A	N/A
eventCode	CMAC_event_code	N/A
responseType	CMAC_response_type	<b>CMAE_response_type</b>
<b>severity</b>	<b>CMAC_severity</b>	<b>CMAE_severity</b>
<b>urgency</b>	<b>CMAC_urgency</b>	<b>CMAE_urgency</b>
<b>certainty</b>	<b>CMAC_certainty</b>	<b>CMAE_certainty</b>
audience	N/A	N/A
effective	N/A	N/A
onset	N/A	N/A
expires	<b>CMAC_expires_date_time</b>	<b>CMAE_expires</b>
senderName	CMAC_sender_name	N/A
language	<b>CMAC_text_language</b>	<b>CMAE_language</b>
N/A	<b>CMAC_text_encoding</b>	<b>CMAE_char_set</b>
N/A	<b>CMAC_text_alert_message_length</b>	<b>CMAE_alert_text_length</b>
parameter (when value = "CMAMtext")	<b>CMAC_text_alert_message</b>	<b>CMAE_alert_text</b>
headline	N/A	N/A
description	N/A	N/A
instruction	N/A	N/A
web	CMAC_web_link	N/A
contact	N/A	N/A
parameter (when value not = "CMAMtext")	N/A	N/A
<b>areaDesc</b>	<b>CMAC_area_description</b>	N/A
polygon	CMAC_polygon	N/A
circle	CMAC_circle	N/A
geocode	<b>CMAC_cmas_geocode</b>	N/A
geocode	CMSC_gnis	N/A
altitude	N/A	N/A
ceiling	N/A	N/A
<b>resourceDesc</b>	CMAC_resource_description	N/A
contentType	CMAC_mime_type	N/A

CAP Element	CMAC Element	CMAE Element
size	CMAC_resource_size	N/A
uri	CMAC_resource_uri	N/A
derefUri	N/A	N/A
digest	CMAC_digest	N/A
N/A	N/A	CMAE_associated_multimedia_indicator
N/A	N/A	CMAE_CMSP_defined_parameter
N/A	N/A	CMAE_reserved

1

2

### 10.4.5 Definition of CMAC\_cmas\_geocode Element

3

4

5

The CMAC\_cmas\_geocode is five characters where the first two characters or digits identify the state or region and the last three digits identify the specific counties, regions, or equivalent entities. The CMSAAC recommends that the CMAC\_cmas\_geocode be assigned as follows:

6

7

8

1. The CMAC\_cmas\_geocode indication for a specific county will be as defined in Federal Information Processing Standard 6-4 (FIPS 6-4), titled “Counties and Equivalent Entities of the United States, Its Possessions, and Associated Areas”, dated 31 August 1990.

9

10

11

12

2. The CMAC\_cmas\_geocode indication for an entire state will be the two digit FIPS State Numeric Code as defined in Federal Information Processing Standard 5-2 (FIPS 5-2), titled “Codes for the Identification of the States, the District of Columbia and the Outlying Areas of the United States, and Associated Areas”, dated 28 May 1987 followed by three zeroes (000).

13

14

3. The CMAC\_cmas\_geocode indication for an entire United States including all states, the District of Columbia, possessions, and associated areas will be US000.

15

16

17

18

19

4. In the future, it is possible that alerts may be targeted for regions of the country (e.g., Gulf States). The more efficient and error resistant solution would be to have CMAC\_cmas\_geocode values for regional areas such as FEMA regions or National Weather Service (NWS) regions. The FEMA regions would be assigned values in the format of US0xx and the NWS regions would be assigned values in the format of US1xx.



1 The following table defines the CMAC\_cmas\_geocode value assignments.

2 *Table 10-7 CMAC\_cmas\_geocode Assignments*

<b>CMAC_cmas geocode</b>	<b>Definition</b>
00000	Not Used
00001 thru 99999	For Identification of states and counties
US000	Entire United States
US001	FEMA Region 1 (Maine, Vermont, New Hampshire, Rhode Island, Massachusetts, and Connecticut)
US002	FEMA Region 2 (New York, New Jersey, Puerto Rico, and Virgin Islands)
US003	FEMA Region 3 (Delaware, District of Columbia, Maryland, Pennsylvania, Virginia, and West Virginia)
US004	FEMA Region 4 (Alabama, Florida, Georgia, North Carolina, South Carolina, Tennessee, Kentucky, and Mississippi)
US005	FEMA Region 5 (Illinois, Indiana, Michigan, Minnesota, Ohio, and Wisconsin)
US006	FEMA Region 6 (Arkansas, Louisiana, New Mexico, Oklahoma, and Texas)
US007	FEMA Region 7 (Iowa, Kansas, Missouri, and Nebraska)
US008	FEMA Region 8 (Colorado, Montana, North Dakota, South Dakota, and Utah)
US009	FEMA Region 9 (Arizona, California, Hawaii, Nevada, American Samoa, Guam, Commonwealth of the Northern Mariana Islands, Republic of the Marshall Islands, and Federated States of Micronesia)
US010	FEMA Region 10 (Alaska, Idaho, Oregon, and Washington)
US011 thru US100	Not Assigned
US101	National Weather Service (NWS) Central Region (Colorado, Illinois, Indiana, Iowa, Kansas, Kentucky, Michigan, Minnesota, Missouri, and Nebraska)
US102	National Weather Service (NWS) Eastern Region (Maine, Maryland, Massachusetts, New Jersey, New York, North Carolina, Ohio, Pennsylvania, South Carolina, and Vermont)
US103	National Weather Service (NWS) Southern Region (Alabama, Arkansas, Florida, Georgia, Louisiana, Mississippi, New Mexico, Oklahoma, Puerto Rico, Tennessee, and Texas)
US104	National Weather Service (NWS) Western Region (Arizona, California, Idaho, Montana, Nevada, Oregon, Utah, and Washington)
US105	National Weather Service (NWS) Alaska Region (Alaska)

CMAC_cmas geocode	Definition
US106	National Weather Service (NWS) Pacific Region (Hawaii, Guam, America Samoa)
US107 thru US999	Not Assigned

1  
2

### 10.4.6 Definition of CMAC Response Codes

3  
4 The CMSAAC recommends the following as the response codes that may be returned from the CMSP  
5 Gateway to the Alert Gateway in the CMAC\_note element in response a received CMAS message via the  
6 Reference Point C interface:

- 7 CMAC\_Error\_100 Invalid Alert Gateway ID
- 8 CMAC\_Error\_101 Unsupported protocol version
- 9 CMAC\_Error\_102 Segment XXX missing
- 10 CMAC\_Error\_103 Invalid message length
- 11 CMAC\_Error\_104 Mandatory element XXX missing
- 12 CMAC\_Error\_105 Conditional element XXX missing which is required based upon value of element  
13 YYY
- 14 CMAC\_Error\_106 Optional element XXX not allowed
- 15 CMAC\_Error\_107 Unrecognized value in element XXX
- 16 CMAC\_Error\_108 Value in element XXX is out of acceptable range
- 17 CMAC\_Error\_109 Value XXX of element YYY not supported
- 18 CMAC\_Error\_110 Invalid length of element XXX
- 19 CMAC\_Error\_111 Expiration time greater than allowed interval
- 20 CMAC\_Error\_112 Failure to convert text message into alphabet encoding scheme
- 21 CMAC\_Error\_113 Text encoding not compatible with specified text language
- 22 CMAC\_Error\_114 Special handling element not consistent with message content
- 23 CMAC\_Error\_115 Polygon element contains more than maximum number of coordinates
- 24 CMAC\_Error\_200 Failure to retrieve additional alert info from Alert Gateway
- 25
- 26 CMAC\_Error\_201 Message received after expiration time
- 27 CMAC\_Error\_203 Message update failed
- 28 CMAC\_Error\_204 Message cancellation failed
- 29
- 30 CMAC\_Error\_300 Alert message failed due to insufficient system storage
- 31 CMAC\_Error\_301 CMSP server error
- 32 CMAC\_Error\_302 Maximum number of sessions reached (if C interface is session based)
- 33
- 34 CMAC\_Resp\_400 CMAS test successful
- 35 CMAC\_Resp\_401 CMAS test failed due to XXX
- 36
- 37 CMAC\_Resp\_500 Transient error on CMSP Gateway – Discontinue transmission of alerts
- 38 CMAC\_Resp\_501 Resume transmission of alerts to CMSP Gateway
- 39 CMAC\_Resp\_502 Keep alive message response

## 10.4.7 Example CMAS “C” Interface Alert Messages

As an example of a CMAS Alert Message, consider the following CAP alert message from the National Weather Service:

```
<cap:alert xmlns:cap="http://www.incident.com/cap/1.0">
  <cap:identifier>NOAA-NWS-ALERTS Arizona 2007-08-01T18:22:17-04:00</cap:identifier>
  <cap:sender>w-nws.webmaster@noaa.gov</cap:sender>
  <cap:sent>2007-08-01T18:22:17-04:00</cap:sent>
  <cap:status>Actual</cap:status>
  <cap:msgType>Alert</cap:msgType>
  <cap:scope>Public</cap:scope>
  <cap:note>Current Watches, Warnings and Advisories for Arizona Issued by the National
  Weather Service</cap:note>
  <cap:references>http://www.weather.gov/alerts/az.html</cap:references>
  <cap:info>
    <cap:category>Met</cap:category>
    <cap:event>Flash Flood Warning</cap:event>
    <cap:urgency>Expected</cap:urgency>
    <cap:severity>Severe</cap:severity>
    <cap:certainity>Likely</cap:certainity>
    <cap:effective>2007-08-01T22:11:00</cap:effective>
    <cap:expires>2007-08-01T23:15:00</cap:expires>
    <cap:headline>Flash Flood Warning</cap:headline>
    <cap:description>FLASH FLOOD WARNING AZC005-012315- BULLETIN - EAS ACTIVATION
    REQUESTED FLASH FLOOD WARNING NATIONAL WEATHER SERVICE FLAGSTAFF AZ
    311 PM MST WED AUG 1 2007 THE NATIONAL WEATHER SERVICE IN FLAGSTAFF HAS
    ISSUED A * FLASH FLOOD WARNING FOR... SOUTH CENTRAL COCONINO COUNTY IN
    NORTH CENTRAL ARIZONA... * UNTIL 415 PM MST * AT 306 PM MST...NATIONAL
    WEATHER SERVICE DOPPLER RADAR INDICATED FLASH FLOODING FROM A
    THUNDERSTORM OVER THE WARNED AREA. * LOCATIONS IN THE WARNING INCLUDE
    HIGHWAY 89 THROUGH OAK CREEK CANYON BETWEEN SLIDE ROCK STATE PARK
    AND MIDGELY BRIDGE. THE HEAVY RAINS WILL LIKELY TRIGGER LIFE-THREATENING
    ROCKSLIDES... MUDSLIDES...AND DEBRIS FLOWS NEAR THE BRINS FIRE BURN AREA
    IN OAK CREEK CANYON...AS WELL AS FLOODING OF CREEKS...ROADS...AND
    NORMALLY DRY WASHES. DO NO ATTEMPT TO DRIVE THROUGH THIS AREA UNTIL
    THE THREAT HAS DIMINISHED. LAT...LON 3488 11177 3489 11169 3499 11169 3498 11177
    $$ DB</cap:description>
    <cap:web>http://www.weather.gov/alerts/AZ.html#AZC005.FGZFFWFGZ.221100</cap:web>
    <cap:area>
      <cap:areaDesc>Kaibab Plateau, Marble, Glen Canyons, Grand Canyon Country,
      Coconino Plateau, Northeast Plateaus, Mesas Hwy, Little Colorado River Valley in,
      Western Mogollon Rim, Eastern Mogollon Rim, Oak Creek, Sycamore Canyons,
      Northeast Plateaus, Mesas Sou (Arizona)</cap:areaDesc>
      <cap:geocode>004005</cap:geocode>
    </cap:area>
  </cap:info>
</cap:alert>
```

1 This Alert Gateway would construct a CMAS “C” Interface message based on this CAP alert as  
 2 follows:

```

3
4 <?xml version = "1.0" encoding = "UTF-8"?>
5 <CMAS_alert xmlns = "urn:xxx:xxx:xx:xxx:cmac:1.0">
6   <CMAC_protocol_version>1.0</ CMAC_protocol_version >
7   <CMAC_alert_gateway_id>http://cmas_alert_gateway.gov</ CMAC_alert_gateway_id >
8   <CMAC_identifier>1056</identifier>
9   <CMAS_sender> w-nws.webmaster@noaa.gov </CMAS_sender>
10  <CMAC_sent_date_time>2003-06-17T14:57:00-07:00</CMAC_sent_date_time>
11  <CMAC_status>Actual</CMACstatus>
12  <CMAC_message_type>Alert</CMAC_message_type>
13  <CMAC_alert_gateway_id>http://cmas_alert_gateway.gov/CMAM1056</CMAC_alert_gateway_id >
14  <CMAC_alert_info>
15    <CMAC_category>Met</CMAC_category>
16    <CMAC_severity>Severe</CMAC_severity>
17    <CMAC_urgency>Expected</CMAC_urgency>
18    <CMAC_certainty>Likely</CMAC_certainty>
19    <CMAC_expires_date_time>2007-08-01T23:15:00</CMAC_expires_dalt_time>
20    <CMAC_text_language>English</ CMAC_text_language >
21    <CMAC_text_encoding>ISO-6739-2</ CMAC_text_encoding>
22    <CMAC_text_message_length>56</ CMAC_text_message_length>
23    <CMAC_message>Severe Weather Warning until 4:15pm MST</ CMAC_message>
24    <CMAC_area>
25      <CMAC_area_description>Kaibab Plateau, Marble, Glen Canyons, Grand Canyon Country,
26        Coconino Plateau, Northeast Plateaus, Mesas Hwy, Little Colorado River Valley in,
27        Western Mogollon Rim, Eastern Mogollon Rim, Oak Creek, Sycamore Canyons,
28        Northeast Plateaus, Mesas Sou (Arizona)</CMAC_area_description>
29      <CMAC_geocode>004005</CMAC_geocode>
30    </CMAC_area>
31  </CMAC_alert_info>
32 </CMAC_alert>
33

```

34 This CMAM would be broadcast as:

35 Severe Weather Warning in this area until 4:15pm MST NWS

### 36 10.5 Reference Point E Protocols

37  
 38 The protocols that will be used for Reference Point E are dependent upon the capabilities of the delivery  
 39 technology or technologies that have been selected by the CMSP.

40  
 41 The following is the CMA specific information that must be delivered over Reference Point “E” to support  
 42 the CMAS text profile; mapping of this information to the delivery technology is beyond the scope of the  
 43 CMSAAC:

44  
 45 *Table 10-8 Reference Point E Protocol Elements*

Parameter	Function
CMAE_protocol_version	CMAE protocol version
CMAE_identifier	A number uniquely identifying this message.

<b>Parameter</b>	<b>Function</b>
CMAE_alert_handling	Identifies special handling for the alert: <ul style="list-style-type: none"><li>– Presidential Alert.</li><li>– Child Abduction Emergency (i.e., AMBER Alert)</li></ul> Additional values are reserved for future use.
CMAE_alert_type	Alert message is new, update or cancel CMAS alert
CMAE_language	Language of the alert message in the CMAE_Alert_Text parameter.
CMAE_char_set	Character set for the alert message in the CMAE_Alert_Text parameter (e.g., GSM 7-bit encoding, ISO 639-2, UCS-2, UTF-16)

1

1

2 **11 Annex A – Anticipated Peak & Average CMAS Traffic**  
3 **Volume**

4 In 2006, there was a total of 9239 tornado and flash flood warnings in the U.S. as reported by the National  
5 Weather Service. The following has a breakdown by state of these warnings:

6

1

*Table 11-1 Table of Total 2006 Tornado & Flash Flood Warnings by State*

<b>STATE</b>	<b>TOR</b>	<b>FFW</b>
AL	223	109
AR	152	142
AZ	11	292
CA	13	142
CO	54	68
CT	2	24
DC	0	10
DE	4	15
FL	106	24
GA	99	36
HI	1	163
IA	66	26
ID	24	16
IL	325	164
IN	212	175
KS	206	80
KY	152	291
LA	169	100
MA	1	11
MD	11	116
ME	4	27
MI	23	17
MN	70	46
MO	467	287
MS	300	82
MT	2	11
NC	108	171
ND	70	19
NE	67	27
NH	1	2
NJ	5	56
NM	11	167
NV	4	29
NY	14	218
OH	55	139
OK	112	34
OR	1	4
PA	22	326
SC	79	18
SD	71	24
TN	209	141
TX	382	753
UT	1	100
VA	54	362
VT	2	5
WA	0	7
WI	74	37
WV	2	64
WY	9	12
<b>TOTAL</b>	<b>4050</b>	<b>5189</b>

2

It can be assumed that these warnings account for approximately 50% of all warnings issued in 2006. In addition, there are approximately 1200 child abduction emergency/Amber Alerts per year.

Given the above statistics and adding a factor of uncertainty in, the anticipated initial yearly CMAMs for a single language of English which meet the criteria for CMAs is assumed to be 25,000 alerts per year. This number is expected to grow due to increased usage and due to the potential support of additional languages in the future.

On a monthly basis, the tornado and flash flood data is as follows:

*Table 11-2 Table of 2006 Tornado & Flash Flood Warnings by State by Month*

<b>2006</b>	<b>Tornado</b>	<b>Flash Flood</b>	<b>Total</b>
<b>January</b>	134	109	243
<b>February</b>	53	48	101
<b>March</b>	769	398	1167
<b>April</b>	916	238	1154
<b>May</b>	520	476	996
<b>June</b>	281	1124	1405
<b>July</b>	163	946	1109
<b>August</b>	211	703	914
<b>September</b>	407	530	937
<b>October</b>	290	370	660
<b>November</b>	202	186	388
<b>December</b>	104	61	165
<b>Total '06</b>	4050	5189	9239

Using these actual alert statistics as a percent of the total per month, and applying to the 25,000 estimate number yields the following estimate of alerts per month:

*Table 11-3 Estimated CMA Volume by Month*

<b>CMA Estimate Per Month</b>	
<b>January</b>	658
<b>February</b>	273
<b>March</b>	3158
<b>April</b>	3123
<b>May</b>	2695
<b>June</b>	3802
<b>July</b>	3001
<b>August</b>	2473
<b>September</b>	2535
<b>October</b>	1786
<b>November</b>	1050
<b>December</b>	446
<b>Total</b>	25000

Note there is significant uncertainty in these estimates as one cannot predict “mother nature” or human activities. These estimates should only serve as guidelines to the anticipated message traffic in the CMAS.



## 12 Annex B – WARN Act Statutory Requirements

### 12.1 WARN Act Requirements

1. Transmission of emergency alerts via commercial mobile service is voluntary.
  - a. Commercial mobile service operators may voluntarily elect to transmit emergency alerts {Sec. 602(a)}.
2. A commercial mobile service operator who elects to transmit emergency alerts agree to do so in a manner consistent with the technical standards, protocols, procedures, and other technical requirements implemented by the Commission.<sup>17</sup>
3. A commercial mobile service operator who elects to transmit emergency alerts can elect to transmit the emergency alert services in whole or in part.<sup>18</sup>
4. A commercial mobile service operator who elects in whole or in part NOT to transmit emergency alerts:
  - a. Must provide clear and conspicuous notice at point-of-sale of any devices with which its commercial mobile service is included, that it will not transmit such alerts via the service it provides for the device.<sup>19</sup>
  - b. Must provide notification of this decision to its existing subscribers.<sup>20</sup>
  - c. Shall not by itself provide a basis for liability against the provider (including its officers, directors, employees, vendors, and agents).<sup>21</sup>
5. Commercial mobile service licensee may not impose a separate or additional charge for such transmission or capability.<sup>22</sup>
6. Any commercial mobile service licensee electing to transmit emergency alerts may offer subscribers the capability of preventing the subscriber’s device from receiving such alerts, or classes of such alerts, other than an alert issued by the President.<sup>23</sup>
7. CMSPs who elect to transmit emergency alerts may transmit in languages in addition to English to the extent practical and feasible.<sup>24</sup>
8. Any CMSP (including its officers, directors, employees, vendors, and agents) that transmits emergency alerts and meets its obligations under this title shall not be liable to any subscriber to, or user of, such person’s service or equipment for
  - a. Any act or omission related to or any harm resulting from the transmission of, or failure to transmit, an emergency alert.<sup>25</sup>
  - b. The release to a government agency or entity, public safety, fire service, law enforcement official, emergency medical service, or emergency facility of subscriber information used in connection with delivering such an alert.<sup>26</sup>

<sup>17</sup> WARN Act § 602(b)(2)(B)(ii).

<sup>18</sup> WARN Act, §602(b)(1)(B). The Committee interprets the definition of “in whole or in part” to include the following: All or a subset of the mobile operator’s service area and/or all or a subset of current and future mobile devices supported by the mobile operator network

<sup>19</sup> *Id.* §602(b)(1)(B).

<sup>20</sup> *Id.* §602(b)(1)(C)

<sup>21</sup> *Id.*, § 602(e)(2)

<sup>22</sup> *Id.* § 602(b)(2)(C)

<sup>23</sup> *Id.* § 602.(b)(2)(E) & Sec. 603(c)(5).

<sup>24</sup> *Id.* § 603(c)(4)}

<sup>25</sup> *Id.* § 6022(e)(1)(A)}

<sup>26</sup> *Id.* § 602(e)(1)(B).

1  
2  
3  
4  
5  
6  
7  
8  
9  
10  
11  
12  
13  
14  
15  
16  
17  
18  
19  
20  
21  
22  
23  
24  
25  
26  
27  
28  
29  
30  
31

## **12.2 WARN Act Interpretations**

### **12.2.1 CMSP Election**

The WARN Act specifies the election process for a CMSP that elects to transmit CMAs as follows:

602(b)(2) ELECTION-

(A) IN GENERAL- Within 30 days after the Commission issues its order under paragraph (1), each licensee providing commercial mobile service shall file an election with the Commission with respect to whether or not it intends to transmit emergency alerts.<sup>27</sup>

The above mentioned election process must be complete in September, 2008 as specified in the timelines in the WARN Act.

The CMAS requires new technology development and deployments, including development of mobile device functionality for CMAS and new mobile devices. The requirements for this new technology will not be available until the completion of the CMSAAC process and the completion of the FCC Report and Order in April, 2008 as specified by the WARN Act. Typical development cycles for a development of this magnitude require up to 12 months of standardization work in the appropriate standards bodies once the requirements are finalized followed by 18-24 months implementation and deployment before availability of the service and supporting mobile devices.

Thus, a CMSP that files an election with the Commission in September 2008 with the intent to transmit emergency alerts is making a commitment to support the development and deployment of technology for the following:

- "C" reference point
- CMSP Gateway
- CMSP Infrastructure
- Mobile Device with CMAS functionality and support of the CMSP selected technology

However, the technology, capabilities for deployment, and mobile devices may not be available for initial deployment and subscriber purchase potentially 12 months plus 18-24 months (approximately 30-36 months) following the CMSAAC recommendation, due to the required standardization and development cycles for the technology and capabilities of the mobile devices. Full deployments may not occur until a much later timeframe via a phased implementation.

<sup>27</sup> Id. §602(b)(2).

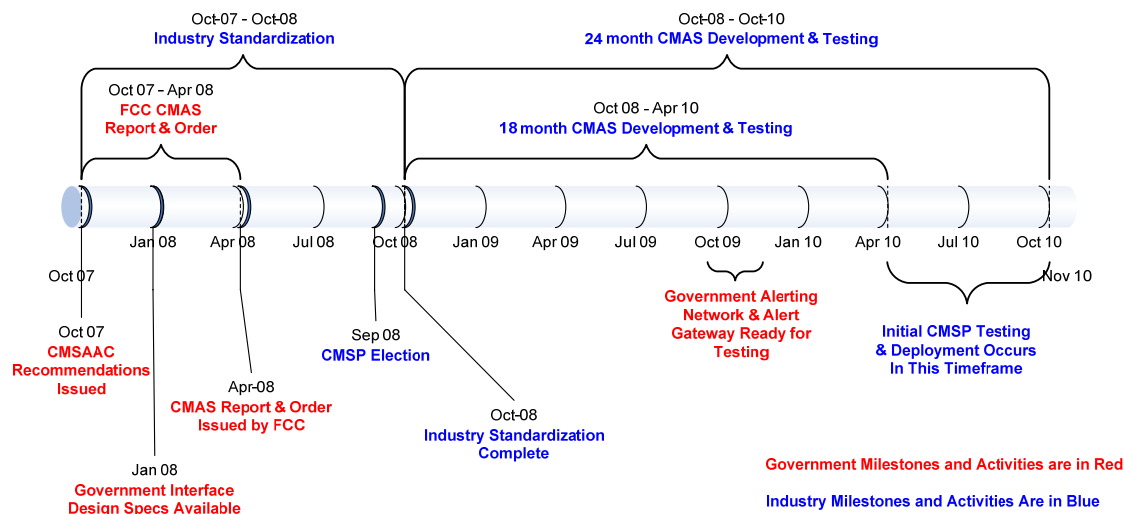


Figure 12-1 Potential Deployment Timeline

The above potential deployment timeline is based upon the assumptions that (1) the CMTAAC recommendations contained within this document are accepted without any major technical changes and (2) the government documentation and deliverables are available at the milestone dates indicated on the timeline. The industry will begin standardization efforts at the completion of the CMTAAC recommendations but any major technical changes to the CMTAAC recommendations will adversely affect the above potential deployment timeline.

There are factors outside of the CMSP’s direct control that will influence the deployment and availability of CMA service. These factors include manufacturer development cycles for equipment in the CMSP infrastructure, manufacturer commitment to support the delivery technology of choice by the CMSP, and mobile device manufacturer development of the required CMAS functionality on the mobile devices. Typically, a CMSP will have equipment from multiple manufacturers deployed in the CMSP infrastructure. Multi-vendor environments require feature availability and deployment alignment, and require interoperability testing between the different manufacturers equipment. Also, if a CMSP chooses a particular technology to transmit alerts (e.g., cell broadcast), if a vendor with which a CMSP has a relationship chooses not to develop the same capability, then the CMSP may be forced into not electing to transmit alerts (at least not “in whole”).

It is also assumed the requirements, development, and deployments of the Alert Gateway and Alert Aggregator align with the CMSP developments to allow for testing during the development process and prior to CMAS deployments.

### 12.3 Licensees and Permittees of Noncommercial Educational Broadcasting Stations or Public Television Stations

The WARN Act requires in section 602(c) that:

Within 90 days after the date on which the Commission adopts relevant technical standards based on recommendations of the Commercial Mobile Service Alert Advisory Committee, established pursuant to section 603(a), the Commission shall complete a proceeding to require licensees and permittees of noncommercial educational broadcast stations or public broadcast stations (as those terms are defined in section 397(6) of the Communications Act of 1934 (47 U.S.C. 397(6))) to install necessary equipment and technologies on, or as part of, any broadcast television digital signal

1 transmitter to enable the distribution of geographically targeted  
2 alerts by commercial mobile service providers that have elected  
3 to transmit emergency alerts under this section.<sup>28</sup>  
4

5 This Committee acknowledges the potential relevance of the rulemaking described in section 602(c) of the  
6 WARN Act to this Committee's recommendations. Accordingly, the Committee recommends that the  
7 equipment and technologies described in Section 602(c) of the WARN Act be deployed promptly and in a  
8 manner consistent with the Committee's recommendations. The Committee further recommends that the  
9 national organization representing the licensees and permittees of non-commercial broadcast stations work  
10 with the FCC pursuant to Section 602(c) on the necessary equipment.  
11

---

<sup>28</sup> *Id.* §602(c).