



General Instructions for Forms 1099, 1098, 5498, and W-2G

Section references are to the Internal Revenue Code unless otherwise noted.

Contents	Page
Reminders	1
What's New	1
Items You Should Note	2
A. Who Must File	3
B. Other Information Returns	4
C. When To File	4
D. Where To File	4
E. Filing Returns With the IRS	5
F. Electronic Reporting	5
G. Paper Document Reporting	6
H. Corrected Returns on Paper Forms	6
Filing Corrected Returns on Paper Forms	7
I. Void Returns	8
J. Recipient Names and Taxpayer Identification Numbers (TINs)	8
K. Filer's Name, Identification Number, and Address	9
L. Account Number Box on Forms	9
M. Statements to Recipients (Borrowers, Debtors, Donors, Insureds, etc.)	9
N. Backup Withholding	11
O. Penalties	12
P. Payments to Corporations and Partnerships	13
Q. Earnings on any IRA, Coverdell ESA, Archer MSA, or HSA	13
R. Certain Grantor Trusts	13
S. Special Rules for Reporting Payments Made Through Foreign Intermediaries and Foreign Flow-Through Entities on Form 1099	13
T. How To Get Tax Help	15
Guide to Information Returns	17
Types of Payments	19


Reminders

Electronic Filing. *E-filers* are reminded that using the FIRE system requires following the specifications contained in Pub. 1220, Specifications for Filing Forms 1098, 1099, 5498, and W-2G Electronically. Also, the IRS does not provide a fill-in form option. See part F on page 5 for information on *e-file*.

Payee. Throughout these instructions the term "payee" means any recipient of Forms 1099, 1098, 5498, or W-2G including borrowers, debtors, donors, insureds, participants, policyholders, students, transferors, and winners on certain forms.

Where to file. All information returns filed on paper will be filed with only two Internal Revenue Service Centers: Austin, TX, and Kansas City, MO. See part D on page 4 and Form 1096, Annual Summary and Transmittal of U.S. Information Returns.

What's New

 See the specific form instructions for more information on the changes listed below.

General Instructions for Forms 1099, 1098, 5498, and W-2G.

Where to file. All information returns filed on paper must use a 3-line mailing address. See part D on page 4.

Use of magnetic media. All references to magnetic media have been removed from these instructions, all specific instructions, and forms to which these instructions refer. Enterprise Computing Center—Martinsburg (ECC—MTB) will no longer accept tape cartridges for returns filed after December 1, 2008. After that date, electronic filing will be the only acceptable method for filing information returns with ECC—MTB. See part F on page 5.

Instructions for Form 1098. The Mortgage Forgiveness Debt Relief Act of 2007 extended the requirement to report in box 4 qualified mortgage insurance premiums paid by the borrower through December 31, 2010.

Instructions for Form 1098-C. Do not file Form 1098-C at the Internal Revenue Service Center at Ogden, UT, after December 31, 2007. All forms filed after December 31, 2007, should be filed at either the Austin, TX, center or the Kansas City, MO, center, depending on the location of your principal business, office, agency, or legal residence. See part D on page 4.

Instructions for Forms 1099-A and 1099-C. Form 1099-C is not to be filed when fraudulent debt is cancelled due to identity theft and the debtor is not liable for the debt. Form 1099-C is to be used only for cancellations of debts for which the debtor is personally liable.

Form 1099-CAP. We have removed the box 6 checkbox from Form 1099-CAP. Under Regulations section 1.367(a)-3 nonrecognition of losses is required for all reportable transactions from corporate inversions, making the checkbox unnecessary.

Instructions for Form 1099-CAP. A *TIP* has been added under *Who Must File* to inform brokers of the sources of readily available public information for use in determining the broker's filing requirement. The instructions for box 6 have been removed.

Form 1099-DIV. Box 7 may be blank as RICs no longer have to report this information to recipients.

Instructions for Form 1099-DIV.

- The capital gains rate for qualified dividends has generally been reduced to zero after December 31, 2007, for individuals whose other income is taxed at the 10% or 15% rate.
- RICs meeting the requirements under final Regulations section 1.853-4 have new reporting requirements for boxes 6 and 7.

Instructions for Form 1099-MISC. Revenue Ruling 2007-69 provides that payments made by the U.S. Department of Veterans Affairs under the compensated work therapy program are exempt from federal income tax as veterans' benefits and are no longer required to be reported on Form 1099-MISC.

Instructions for Form 1099-PATR.

- The *Caution* for box 6 has been revised to reflect the allowance under new final Regulations section 1.199-6. The allowance of the deduction at the entity level changes the tax treatment of the cooperative's deduction under section 1382.
- Section 8211(a) of the U.S. Troop Readiness, Veterans Care, Katrina Recovery, and Iraq Accountability Act extended the work opportunity credit through August 31, 2011.
- In the instructions for *Box 10. Other Credits and Deductions*, the reference to Form 8861, Welfare-To-Work Credit, has been deleted from the list of pass-through credits due to its repeal as a separate credit. Instead, qualified second-year wages are reported on Form 5884, Work Opportunity Credit. Also, the

reference to Form 5884-A, Employee Retention Credit, which expired after 2006, has been deleted.

Instructions for Forms 1099-R and 5498.

Form 1099-R.

- A reference to the reporting requirements for eligible charitable distributions under section 408(d)(8) has been deleted due to expiration of the provision.
- Permissible withdrawals from eligible automatic contribution arrangements have been added to the list of distributions that are not eligible rollover distributions. Specific reporting instructions for these permissible withdrawals have been added under *Permissible Withdrawals under Section 414(w)*.
- Reporting instructions for qualified rollover contributions as defined in section 408A(e) have been added under *Reporting a direct rollover*.
- A *Caution* has been added to the instructions for box 2a to notify filers to disregard the amount which may be excludible under section 402(l) as a distribution of payments for qualified health and long-term care insurance premiums for retired public safety officers when computing the taxable amount in box 2a.
- Instructions for withholding on nonqualified distributions from designated Roth accounts have been added under *Eligible rollover distribution; 20% withholding*.
- The following changes were made to the Guide to Distribution Codes.

1. For Distribution Code 1, reference to the qualified reservist distribution under section 72(t)(2)(G) has been deleted due to expiration of the provision.

2. An exception was added to Distribution Code 2 for distributions that are permissible withdrawals under an eligible automatic contribution arrangement under section 414(w).

3. New Distribution Code H, Direct rollover of a designated Roth account distribution to a Roth IRA, has been added.

4. Distribution Codes B and D are a valid combination for 2008.

Form 5498.

- A section has been added to direct filers to the IRS website for information on disaster relief available for presidentially declared disaster areas.
- Somalia has been added to the list of locations in the designated combat zone for Enduring Freedom.
- Instructions have been added for the reporting of qualified rollover contributions to Roth IRAs in box 2.

Instructions for Forms W-2G and 5754.

- Rev. Proc. 2007-57 informs sponsors of poker tournaments, including casinos, that payments of winnings of more than \$5,000 are subject to the rules for regular gambling withholding and information reporting under section 3402(q) and its regulations for payments made on or after March 4, 2008.
- Instructions for box 9 have been added informing issuers of the requirement to complete box 9 with the TIN of the person receiving the winnings. Failure to supply a correct TIN (SSN or ITIN) will result in backup withholding on the winnings.
- Instructions for boxes 11 and 12 have been clarified to inform issuers (other than state lotteries) of the need to obtain 2 forms of identification from the person receiving the winnings as a means of verifying the recipient's SSN/ITIN, name, and address.

Items You Should Note

Photographs of Missing Children

The Internal Revenue Service is a proud partner with the National Center for Missing and Exploited Children. Photographs of missing children selected by the Center may appear in instructions on pages that would otherwise be blank. You can help bring these children home by looking at the photographs and calling 1-800-THE-LOST(1-800-843-5678) if you recognize a child.

Available Products

In addition to these general instructions, which contain general information concerning Forms 1099, 1098, 5498, and W-2G, we provide specific form instructions as separate products. Get the instructions you need for completing a specific form from the following list of separate instructions.

- Instructions for Forms W-2G and 5754
- Instructions for Form 1098
- Instructions for Form 1098-C
- Instructions for Forms 1098-E and 1098-T
- Instructions for Forms 1099-A and 1099-C
- Instructions for Form 1099-B
- Instructions for Form 1099-CAP
- Instructions for Form 1099-DIV
- Instructions for Form 1099-G
- Instructions for Form 1099-H
- Instructions for Forms 1099-INT and 1099-OID
- Instructions for Form 1099-LTC
- Instructions for Form 1099-MISC
- Instructions for Form 1099-PATR
- Instructions for Form 1099-Q
- Instructions for Forms 1099-R and 5498
- Instructions for Form 1099-S
- Instructions for Forms 1099-SA and 5498-SA
- Instructions for Form 5498-ESA

See *How To Get Forms, Publications, and Other Assistance* on page 15.

Guide to Information Returns

See the chart on pages 17 and 18 for a brief summary of information return reporting rules.

Use Form 1096 To Send Paper Forms to the IRS

You must send Copies A of all paper Forms 1099, 1098, 5498, and W-2G to the IRS with Form 1096, Annual Summary and Transmittal of U.S. Information Returns. Instructions for completing Form 1096 are contained on Form 1096. Also see part E on page 5.

Reporting Backup Withholding on Forms 1099 and W-2G

If you backup withhold on a payment, you must file the appropriate Form 1099 or Form W-2G with the IRS and furnish a statement to the recipient to report the amount of the payment and the amount withheld. This applies even though the amount of the payment may be below the normal threshold for filing Form 1099 or Form W-2G. For how to report backup withholding, see part N on page 11.

Substitute Statements to Recipients

If you are using a substitute form to furnish statements to recipients (generally Copy B), be sure your substitute statements comply with the rules in Pub. 1179, General Rules and Specifications for Substitute Forms 1096, 1098, 1099, 5498, W-2G, and 1042-S. Pub. 1179, which is revised annually, explains the requirements for format and content of substitute statements to recipients. If you are using a substitute form to furnish information to recipients, it must comply with the requirements in Pub. 1179. See part M on page 9 for additional information.



All substitute statements to recipients must contain the tax year, form number, and form name prominently displayed together in one area of the statement. For example, they could be shown in the upper right part of the statement.

Taxpayer Identification Number (TIN) Matching

TIN Matching allows a payer or authorized agent who is required to file Forms 1099-B, DIV, INT, MISC, OID, and/or PATR, which report income subject to backup withholding, to match TIN and name combinations with IRS records before submitting the forms to the IRS. TIN Matching is one of the e-services products that is offered and is accessible through the IRS website. For program guidelines, see *Pub. 2108A, e-Services On-Line TIN Matching Program*, or go to www.irs.gov and enter keyword "TIN matching" in the upper right corner. It is anticipated that payers who validate the TIN and name combinations before filing information returns will receive fewer backup withholding (CP2100) "B" notices and penalty notices. E-services technical support is available by calling 1-866-255-0654, Monday through Friday, from 6:30 a.m. to 6:00 p.m., Central time.

A. Who Must File

See the separate specific instructions for each form.

Nominee/middleman returns. Generally, if you receive a Form 1099 for amounts that actually belong to another person, you are considered a nominee recipient. You must file a Form 1099 with the IRS (the same type of Form 1099 you received) for each of the other owners showing the amounts allocable to each. You must also furnish a Form 1099 to each of the other owners. File the new Form 1099 with Form 1096 with the Internal Revenue Service Center for your area. On each new Form 1099, list yourself as the “payer” and the other owner as the “recipient.” On Form 1096, list yourself as the “filer.” A husband or wife is not required to file a nominee return to show amounts owned by the other. The nominee, not the original payer, is responsible for filing the subsequent Forms 1099 to show the amount allocable to each owner.

Successor/predecessor reporting. A successor business (a corporation, partnership, or sole proprietorship) and a predecessor business (a corporation, partnership, or sole proprietorship) may agree that the successor will assume all or some of the predecessor’s information reporting responsibilities. This would permit the successor to file one Form 1099, 1098, 5498, or W-2G for each recipient combining the predecessor’s and successor’s reportable amounts, including any withholding. If they so agree and the successor satisfies the predecessor’s obligations and the conditions described below, the predecessor does not have to file the specified information returns for the acquisition year. If the successor and predecessor do not agree, or if the requirements described are not met, the predecessor and the successor each must file Forms 1099, 1098, 5498, and W-2G for their own reportable amounts as they usually would. For more information and the rules that apply to filing combined Forms 1042-S, Foreign Person’s U.S. Income Subject to Withholding, see Rev. Proc. 99-50, which is available on page 757 of Internal Revenue Bulletin 1999-52 at www.irs.gov/pub/irs-irbs/irb99-52.pdf.

The combined reporting procedure is available when all the following conditions are met.

1. The successor acquires from the predecessor substantially all the property (a) used in the trade or business of the predecessor, including when one or more corporations are absorbed by another corporation under a merger agreement, or (b) used in a separate unit of a trade or business of the predecessor.
2. The predecessor is required to report amounts, including any withholding, on information returns for the year of acquisition for the period before the acquisition.
3. The predecessor is not required to report amounts, including withholding, on information returns for the year of acquisition for the period after the acquisition.

Combined reporting agreement. The predecessor and the successor must agree on the specific forms to which the combined reporting procedure applies and that the successor assumes the predecessor’s entire information reporting obligations for these forms. The predecessor and successor may agree to:

1. Use the combined reporting procedure for all Forms 1099, 1098, 5498, and W-2G, or
2. Limit the use of the combined reporting procedure to (a) specific forms or (b) specific reporting entities, including any unit, branch, or location within a particular business entity that files its own separate information returns. For example, if the predecessor’s and successor’s only compatible computer or recordkeeping systems are their dividends paid ledgers, they may agree to use the combined reporting procedure for Forms 1099-DIV only. Similarly, if the only compatible systems are in their midwest branches, they may agree to use the combined reporting procedure for only the midwest branches.

Combined reporting procedure. On each Form 1099, 1098, 5498, and W-2G filed by the successor, the successor must combine the predecessor’s (before the acquisition) and successor’s reportable amounts, including any withholding, for the acquisition year and report the aggregate. For transactional reporting on Form 1099-B, Proceeds From Broker and Barter Exchange Transactions, the successor must report each of the

predecessor’s transactions and each of its own transactions on each Form 1099-B. The successor may include with the form sent to the recipient additional information explaining the combined reporting.

For purposes of the combined reporting procedure, the sharing of TINs and other information obtained under section 3406 for information reporting and backup withholding purposes does not violate the confidentiality rules in section 3406(f).

Statement required. The successor must file a statement with the IRS indicating the forms that are being filed on a combined basis under Rev. Proc. 99-50. The statement must:

1. Include the predecessor’s and successor’s names, addresses, telephone numbers, EINs, and the name and telephone number of the person responsible for preparing the statement.
2. Reflect separately the amount of federal income tax withheld by the predecessor and by the successor for each type of form being filed on a combined basis (for example, Form 1099-R or 1099-MISC).
3. Be sent separately from Forms 1099, 1098, 5498, and W-2G by the forms’ due date to: Enterprise Computing Center—Martinsburg, Attn: Chief, Information Returns Branch, Mail Stop 360, 230 Murall Dr., Kearneysville, WV 25430. Do not send Form 1042-S statements to this address. Instead, use the address given in the Instructions for Form 1042-S; see Rev. Proc. 99-50.

Qualified settlement funds. A qualified settlement fund must file information returns for distributions to claimants if any transferor to the fund would have been required to file if the transferor had made the distributions directly to the claimants.

For distributions to transferors, a fund is subject to the information reporting requirements of sections 6041 and 6041A and may be required to file Form 1099-MISC. For payments made by the fund on behalf of a claimant or transferor, the fund is subject to these same rules and may have to file Form 1099-MISC for the payment to a third party. For information reporting purposes, a payment made by the fund on behalf of a claimant or transferor is considered a distribution to the claimant or transferor and is also subject to information reporting requirements.

The same filing requirements, exceptions, and thresholds may apply to qualified settlement funds as apply to any other payer. That is, the fund must determine the character of the payment (for example, interest, fixed and determinable income, or gross proceeds from broker transactions) and to whom the payment is made (for example, corporation or individual).

For more information, see Regulations section 1.468B-2(l). Also, see Treasury Decision (TD) 9429 available on page 546 of Internal Revenue Bulletin 2006-10 at www.irs.gov/pub/irs-irbs/irb06-10.pdf. TD 9429 relates to escrow and similar funds.

Payments to foreign persons. See the Instructions for Form 1042-S, relating to U.S. source income of foreign persons, for reporting requirements relating to payments to foreign persons.

Widely held fixed investment trusts (WHFITs). Trustees and middlemen of WHFITs are required to report all items of gross income and proceeds on the appropriate Form 1099. For the definition of a WHFIT, see Regulations section 1.671-5(b)(22). A tax information statement that includes the information provided to the IRS on Forms 1099, as well as additional information identified in Regulations section 1.671-5(e) must be furnished to trust interest holders (TIHs).

Items of gross income (including OID) attributable to the TIH for the calendar year including all amounts of income attributable to selling, purchasing, or redeeming of a trust holder’s interest in the WHFIT must be reported. Items of income that are required to be reported include non *pro-rata* partial principal payments, trust sales proceeds, redemption asset proceeds, and sales of a trust interest on a secondary market must be reported on Form 1099-B. See Regulations section 1.671-5(d).

Safe harbor rules for determining the amount of an item to be reported on Form 1099 and a tax information statement with respect to a TIH in a non-mortgage WHFIT (NMWHFIT) and a widely held mortgage trust (WHMT) are found in Regulations sections 1.671-5(f) and (g) respectively.

Trustees and middlemen must follow all the rules for filing Forms 1099 with the IRS and furnishing a statement to the TIH (except as noted below) as described in parts A through S of these instructions. Trustees and middlemen should also follow the separate instructions for Forms 1099-B, 1099-DIV, 1099-INT, 1099-MISC, and 1099-OID, as applicable, which may address additional income reporting requirements.

Due date exception and other requirements for furnishing statement to TIH. The written tax information for 2008 furnished to the TIH is due on or before March 16, 2009. For other items of expense and credit that must be reported to the TIH, see Regulations section 1.671-5(c).

There is no reporting requirement if the TIH is an exempt recipient unless the trustee or middleman backup withholds under section 3406. If the trustee or middleman backup withholds, then follow the rules in part N on page 11. An exempt recipient for this purpose is defined in Regulations section 1.671-5(b)(7).

Reporting to foreign persons. Items of a WHFIT attributable to a TIH who is not a U.S. person must be reported and amounts withheld following the provisions of sections 1441 through 1464. See Form 1042-S and its separate instructions for more information.

B. Other Information Returns

The income information you report on the following forms must not be repeated on Forms 1099 or W-2G.

- Form W-2, Wage and Tax Statement, reporting wages and other employee compensation.
- Forms 1042-S and 1000 reporting income to foreign persons.
- Form 2439 reporting undistributed long-term capital gains of a regulated investment company or real estate investment trust.
- Schedule K-1 of Form 1065 or 1065-B reporting distributive shares to members of a partnership.
- Schedule K-1 of Form 1041 reporting distributions to beneficiaries of trusts or estates.
- Schedule K-1 of Form 1120S reporting distributive shares to shareholders of S corporations.
- Schedule K of Form 1120-IC-DISC reporting actual and constructive distributions to shareholders and deferred DISC income.
- Schedule Q of Form 1066 reporting income from a REMIC to a residual interest holder.

C. When To File

File Forms 1098, 1099, or W-2G on paper by March 2, 2009, or March 31, 2009, if filing electronically. Also file Form 1096 with paper forms. Brokers may file Forms 1096 and 1099-B anytime after the reporting period they elect to adopt (month, quarter, or year), but not later than the due date. File Form 1096 with Forms 5498, 5498-ESA, and 5498-SA by June 1, 2009.

You will meet the requirement to file if the form is properly addressed and mailed on or before the due date. If the regular due date falls on a Saturday, Sunday, or legal holiday, file by the next business day. A business day is any day that is not a Saturday, Sunday, or legal holiday. See part M on page 9 about providing Forms 1098, 1099, 5498, and W-2G or statements to recipients.

Private delivery services. You can use certain private delivery services designated by the IRS to meet the "timely mailing as timely filing" rule for information returns. The list includes only the following.

- DHL Worldwide Express (DHL): DHL "Same Day" Service; DHL Next Day 10:30 AM; DHL Next Day 12:00 PM; DHL Next Day 3:00 PM; and DHL 2nd Day Service.
- Federal Express (FedEx): FedEx Priority Overnight, FedEx Standard Overnight, FedEx 2 Day, FedEx International Priority, and FedEx International First.
- United Parcel Service (UPS): UPS Next Day Air, UPS Next Day Air Saver, UPS 2nd Day Air, UPS 2nd Day Air A.M., UPS Worldwide Express Plus, and UPS Worldwide Express.

The private delivery service can tell you how to get written proof of the mailing date.



Private delivery services cannot deliver items to P.O. boxes. You must use the U.S. Postal Service to mail any item to an IRS P.O. box address.

Reporting period. Forms 1098, 1099, and W-2G are used to report amounts received, paid, credited, donated, or canceled in the case of Form 1099-C during the calendar year. Forms 5498, 5498-ESA, and 5498-SA are used to report amounts contributed and the fair market value of an account for the calendar year.

Extension. You can get an automatic 30-day extension of time to file by completing Form 8809, Application for Extension of Time To File Information Returns. The form may be submitted on paper, or through the FIRE system either as a fill-in form or an electronic file. No signature or explanation is required for the extension. However, you must file Form 8809 by the due date of the returns in order to get the 30-day extension. Under certain hardship conditions you may apply for an additional 30-day extension. See the instructions for Form 8809 for more information.

How to apply. As soon as you know that a 30-day extension of time to file is needed, file Form 8809.

- If you are requesting an extension for 50 or fewer filers, follow the instructions on Form 8809 and mail it to the address listed in the instructions on the form. See the instructions for Form 8809 for more information.
- If you are requesting an extension for more than 50 filers, you must submit the extension request online or electronically. You are encouraged to submit requests for 10 to 50 filers online or electronically. See Pub. 1220, Part E, for more information on filing online or electronically.

Extension for statements to recipients. For information on requesting an extension of time to file statements to recipients, see *Extension* on page 11.

D. Where To File



Use the new 3-line address for your state found below for mailing information returns.

Send all information returns filed on paper to the following:

If your principal business, office or agency, or legal residence in the case of an individual, is located in

Use the following address

Alabama, Arizona, Arkansas, Connecticut, Delaware, Florida, Georgia, Kentucky, Louisiana, Maine, Massachusetts, Mississippi, New Hampshire, New Jersey, New Mexico, New York, North Carolina, Ohio, Pennsylvania, Rhode Island, Texas, Vermont, Virginia, West Virginia

Department of the Treasury
Internal Revenue Service Center
Austin, TX 73301

Alaska, California, Colorado, District of Columbia, Hawaii, Idaho, Illinois, Indiana, Iowa, Kansas, Maryland, Michigan, Minnesota, Missouri, Montana, Nebraska, Nevada, North Dakota, Oklahoma, Oregon, South Carolina, South Dakota, Tennessee, Utah, Washington, Wisconsin, Wyoming

Department of the Treasury
Internal Revenue Service Center
Kansas City, MO 64999

If your legal residence or principal place of business or principal office or agency is outside the United States, file with the Department of the Treasury, Internal Revenue Service Center, Austin, TX 73301.

State and local tax departments. Contact the applicable state and local tax department as necessary for reporting

requirements and where to file Copy 1 (Forms 1099-MISC and 1099-R). Generally, the state or local tax department you need to contact will be located in the recipient's state of legal residence.

E. Filing Returns With the IRS

The IRS strongly encourages the quality review of data before filing to prevent erroneous notices from being mailed to payees (or others for whom information is being reported).

If you must file any Form 1098, 1099, 5498, or W-2G with the IRS and you are filing paper forms, you must send a Form 1096 with each type of form as the transmittal document. You must group the forms by form number and submit each group with a separate Form 1096. For example, if you file Forms 1098, 1099-A, and 1099-MISC, complete one Form 1096 to transmit Forms 1098, another for Forms 1099-A, and a third for Forms 1099-MISC. Specific instructions for completing Form 1096 are included on the form. Also, see *Transmitters, paying agents, etc.* below. For information about filing corrected returns, see part H on page 6.

See Pub. 1179 for specifications for private printing of substitute information returns. You may not request special consideration. Only forms that conform with the official form and the specifications in Pub. 1179 are acceptable for filing with the IRS.

Transmitters, paying agents, etc. A transmitter, service bureau, paying agent, or disbursing agent (hereafter referred to as "agent") may sign Form 1096 on behalf of any person required to file (hereafter referred to as "payer") if the conditions in 1 and 2 below are met.

1. The agent has the authority to sign the form under an agency agreement (oral, written, or implied) that is valid under state law and
2. The agent signs the form and adds the caption "For: (Name of payer)."

Signing of the form by an authorized agent on behalf of the payer does not relieve the payer of the liability for penalties for not filing a correct, complete, and timely Form 1096 and accompanying returns.

Forms 1098, 1099, 5498, W-2G, or acceptable substitute statements to recipients issued by a service bureau or agent should show the same payer's name as shown on the information returns filed with the IRS.

For information about the election to report and deposit backup withholding under the agent's TIN and how to prepare forms if the election is made, see Rev. Proc. 84-33, 1984-1 C.B. 502 and the Instructions for Form 945.

Keeping copies. Generally, keep copies of information returns you filed with the IRS or have the ability to reconstruct the data for at least 3 years, 4 years for Form 1099-C, from the due date of the returns. Keep copies of information returns for 4 years if backup withholding was imposed.

Shipping and mailing. Send the forms to the IRS in a flat mailing (not folded). If you are sending many forms, you may send them in conveniently sized packages. On each package, write your name, number the packages consecutively, and place Form 1096 in package number one. Postal regulations require forms and packages to be sent by First-Class Mail.


F. Electronic Reporting

Electronic reporting may be required for filing all information returns discussed in these instructions (see *Who must file electronically* on this page). Different types of payments, such as interest, dividends, and rents, may be reported in the same submission.



For returns filed after December 1, 2008, Enterprise Computing Center—Martinsburg (ECC—MTB) will no longer accept tape cartridges. Electronic filing will be the only acceptable method for filing information returns with ECC—MTB.

Pub. 1220 provides the procedures for reporting electronically and is updated annually. Pub. 1220 is available on the IRS website at www.irs.gov.

 You can file electronically through the Filing Information Returns Electronically System (FIRE System); however, you must have software that can produce a file in the proper format according to Pub. 1220. The FIRE System does not provide a fill-in form option. The FIRE System operates 24 hours a day, 7 days a week. You may access the FIRE System via the Internet at <http://fire.irs.gov>. See Pub. 1220 for more information.

Due dates. File Forms 1098, 1099, or W-2G electronically through the FIRE System by March 31, 2009. File Form 5498, 5498-ESA, or 5498-SA by June 1, 2009. See part M on page 9 about providing Forms 1098, 1099, 5498, and W-2G or statements to recipients.

Extension of time to file. For information about requesting an extension of time to file, see *Extension* on page 4.



If you file electronically, do not file the same returns on paper.

Who must file electronically. If you are required to file 250 or more information returns, you must file electronically. The 250-or-more requirement applies separately to each type of form. For example, if you must file 500 Forms 1098 and 100 Forms 1099-A, you must file Forms 1098 electronically, but you are not required to file Forms 1099-A electronically.

The electronic filing requirement does not apply if you apply for and receive a hardship waiver. See *How to request a waiver from filing electronically* below.



The IRS encourages you to file electronically even though you are filing fewer than 250 returns.

Filing requirement applies separately to originals and corrections. The electronic filing requirements apply separately to original returns and corrected returns. Originals and corrections are not aggregated to determine whether you are required to file electronically. For example, if you file 400 Forms 1098 electronically and you are making 75 corrections, your corrections can be filed on paper because the number of corrections for Form 1098 is less than the 250 filing requirement. However, if you were filing 250 or more Form 1098 corrections, they would have to be filed electronically.

Reporting incorrect payer name and/or TIN. If a payer discovers an error in reporting the payer name and/or TIN, write a letter to IRS/ECC—MTB (see below) containing the:

1. Name and address of the payer,
2. Type of error (including the incorrect payer name/TIN that was reported),
3. Tax year,
4. Payer TIN,
5. Transmitter Control Code (TCC), if applicable,
6. Type of return,
7. Number of payees, and
8. Filing method (paper or electronic).

Send the letter to Enterprise Computing Center—Martinsburg, Information Reporting Program, 240 Murall Drive, Kearneysville, WV 25430. Also see Pub. 1220, Part A, Section 10.11.

If a payer realizes duplicate reporting or a large percentage of incorrect information has been filed, contact the information reporting customer service site at 1-866-455-7438 for further instructions.

How to get approval to file electronically. File Form 4419, Application for Filing Information Returns Electronically, at least 30 days before the due date of the returns. File Form 4419 for all types of returns that will be filed electronically. See Form 4419 for more information. Once you have received approval, you need not reapply each year. The IRS will provide a written reply to the applicant and further instructions at the time of approval, usually within 30 days.

How to request a waiver from filing electronically. To receive a waiver from the required filing of information returns electronically, submit Form 8508, Request for Waiver From Filing Information Returns Electronically, at least 45 days before the due date of the returns. You cannot apply for a waiver for more than 1 tax year at a time. If you need a waiver for more

than 1 tax year, you must reapply at the appropriate time each year.

If a waiver for original returns is approved, any corrections for the same types of returns will be covered under the waiver. However, if you submit original returns electronically but you want to submit your corrections on paper, a waiver must be approved for the corrections if you must file 250 or more corrections.

If you receive an approved waiver, do not send a copy of it to the service center where you file your paper returns. Keep the waiver for your records only.

Penalty. If you are required to file electronically but fail to do so, and you do not have an approved waiver, you may be subject to a penalty of \$50 per return for failure to file electronically unless you establish reasonable cause. However, you can file up to 250 returns on paper; those returns will not be subject to a penalty for failure to file electronically.

The penalty applies separately to original returns and corrected returns. See *Filing requirement applies separately to originals and corrections* on page 5.

G. Paper Document Reporting

If you are required to file 250 or more information returns, see part F on page 5.

Common errors. Be sure to check your returns to prevent the following common errors.

1. Duplicate filing. Do not send the same information to the IRS more than once. Also see *Multiple filings* below.
2. Filer's name, address, and TIN are not the same on Form 1096 and the attached Forms 1099, 1098, 5498, or W-2G.
3. Decimal point to show dollars and cents omitted. For example, 1230.00 is correct, not 1230.
4. Two or more types of returns submitted with one Form 1096 (for example, Forms 1099-INT and 1099-MISC with one Form 1096). You must submit a separate Form 1096 with each type of return.

Multiple filings. If, after you file Forms 1099, 1098, 5498, or W-2G, you discover additional forms that are required to be filed, file these forms with a new Form 1096. Do not include copies or information from previously filed returns.

Required format. Because paper forms are scanned, all Forms 1096 and Copies A of Forms 1098, 1099, and 5498 must be prepared in accordance with the following instructions. If these instructions are not followed, you may be subject to a penalty of \$50 for each incorrectly filed document.

1. Do not cut or separate Copies A of the forms that are printed two or three to a sheet (except Forms W-2G and 1098-C). Generally, Forms 1098, 1099, and 5498 are printed two or three to an 8 x 11 inch sheet. Form 1096 is printed one to an 8 x 11 inch sheet. These forms must be submitted to the IRS on the 8 x 11 inch sheet. If at least one form on the page is correctly completed, you must submit the entire page. Forms W-2G may be separated and submitted as single forms. Send the forms to the IRS in a flat mailing (not folded).
2. No photocopies of any forms are acceptable. See *How To Get Forms, Publications, and Other Assistance* on page 15.
3. Do not staple, tear, or tape any of these forms. It will interfere with the IRS's ability to scan the documents.
4. Pinfeed holes on the form are not acceptable. Pinfeed strips outside the 8 x 11 inch area must be removed before submission, without tearing or ripping the form. Substitute forms prepared in continuous or strip form must be burst and stripped to conform to the size specified for a single sheet (8 x 11 inches) before they are filed with the IRS.
5. Do not change the title of any box on any form. Do not use a form to report information that is not properly reportable on that form. If you are unsure of where to report the data, call the information reporting call site at 1-866-455-7438 (toll free).
6. Report information only in the appropriate boxes provided on the forms. Make only one entry in each box unless otherwise indicated in the form's specific instructions.
7. Do not submit any copy other than Copy A to the IRS.
8. Do not use prior year forms unless you are reporting prior year information; do not use subsequent year forms for the

current year. Because forms are scanned, you must use the current year form to report current year information.

9. Use the official forms or substitute forms that meet the specifications in Pub. 1179. If you submit substitute forms that do not meet the current specifications and that are not scannable, you may be subject to a penalty of \$50 for each return for improper format.

10. Do not use dollar signs (\$) (they are preprinted on the forms), ampersands (&), asterisks (*), commas (,), or other special characters in money amount boxes.

11. Do not use apostrophes ('), asterisks (*), or other special characters on the payee name line.

Suggested format. Follow these suggestions.

1. Although handwritten forms are acceptable, the IRS prefers that you type or machine print data entries using 10 pitch (pica) or 12 pitch (elite) black type. Use block print, not script characters. Insert data in the middle of the blocks well separated from other printing and guidelines, and take other measures to guarantee a dark black, clear, sharp image.
2. Do not enter 0 (zero) or "None" in money amount boxes when no entry is required. Leave the boxes blank unless the instructions specifically require that you enter a 0 (zero). For example, in some cases, you must enter 0 (zero) to make corrections. See part H below.
3. Do not enter number signs (#)—RT 2, not Rt. #2.

H. Corrected Returns on Paper Forms



To file corrections for electronically filed forms, see part F on page 5 and Pub. 1220.

If you filed a return with the IRS and later discover you made an error on it, you must:

- Correct it as soon as possible and file Copy A and Form 1096 with your Internal Revenue Service Center (see part D on page 4).
- Furnish statements to recipients showing the correction.

When making a correction, complete all information (see *Filing Corrected Returns on Paper Forms* on page 7).

- Do not cut or separate forms that are two or three to a page. Submit the entire page even if only one of the forms on the page is completed.
- Do not staple the forms to Form 1096.
- Do not send corrected returns to the IRS if you are correcting state or local information only. Contact the state or local tax department for help with this type of correction.

To correct payer information, see *Reporting incorrect payer name and/or TIN* on page 5.

Form 1096. Use a separate Form 1096 for each type of return you are correcting. For the same type of return, you may use one Form 1096 for both originals and corrections. You do not need to correct a previously filed Form 1096.

CORRECTED checkbox. Enter an "X" in the corrected checkbox only when correcting a form previously filed with the IRS or furnished to the recipient. Certain errors require two returns to make the correction. See *Filing Corrected Returns on Paper Forms* on page 7 to determine when to mark the "CORRECTED" checkbox.

Account number. If the account number was provided on the original return, the same account number must be included on both the original and corrected returns to properly identify and process the correction. If the account number was not provided on the original return, do not include it on the corrected return. See part L on page 9.

Recipient's statement. You may enter a date next to the "CORRECTED" checkbox. This will help the recipient in the case of multiple corrections.

Filing corrected returns on paper forms. The error charts on page 7 give step-by-step instructions for filing corrected returns for the most frequently made errors. They are grouped under Error Type 1 or 2, based on how the correction is made. Correction of errors may require the submission of more than one return. Be sure to read and follow the steps given.

Filing Corrected Returns on Paper Forms

Identify the correction needed based on **Error Type 1 or 2**; then follow the steps to make the corrections and file the form(s). Also see Part H on page 6.

Error Type 1	Correction
<p>Incorrect money amount(s), code, or checkbox, or Incorrect address, or Incorrect payee name, or A return was filed when one should not have been filed.</p> <p>These errors require only one return to make the correction.</p> <p>Caution: <i>If you must correct a TIN and/or a name and address, follow the instructions under Error 2.</i></p>	<p>A. Form 1098, 1099, 5498, or W-2G</p> <ol style="list-style-type: none"> 1. Prepare a new information return. 2. Enter an "X" in the "CORRECTED" box (and date (optional)) at the top of the form. 3. Correct any recipient information such as money amounts and address. Report other information as per original return. <p>B. Form 1096</p> <ol style="list-style-type: none"> 1. Prepare a new transmittal Form 1096. 2. Provide all requested information on the form as it applies to Part A, 1 and 2. 3. File Form 1096 and Copy A of the return with the appropriate service center. 4. Do not include a copy of the original return that was filed incorrectly.

Error Type 2	Correction
<p>No payee TIN (SSN, EIN, QI-EIN, or ITIN), or Incorrect payee TIN, or Incorrect name and address or Original return filed using wrong type of return (for example, a Form 1099-DIV was filed when a Form 1099-INT should have been filed).</p> <p>Two separate returns are required to make the correction properly. Follow all instructions for both Steps 1 and 2.</p>	<p>Step 1. Identify incorrect return submitted.</p> <ol style="list-style-type: none"> 1. Prepare a new information return. 2. Enter an "X" in the "CORRECTED" box (and date (optional)) at the top of the form. 3. Enter the payer, recipient, and account number information exactly as it appeared on the original incorrect return; however, enter 0 (zero) for all money amounts. <hr/> <p>Step 2. Report correct information.</p> <p>A. Form 1098, 1099, 5498, or W-2G</p> <ol style="list-style-type: none"> 1. Prepare a new information return. 2. Do not enter an "X" in the "CORRECTED" box at the top of the form. Prepare the new return as though it is an original. 3. Include all the correct information on the form including the correct TIN, name, and address. <p>B. Form 1096</p> <ol style="list-style-type: none"> 1. Prepare a new transmittal Form 1096. 2. Enter the words "Filed To Correct TIN," "Filed to Correct Name and Address," or "Filed to Correct Return" in the bottom margin of the form. 3. Provide all requested information on the form as it applies to the returns prepared in Steps 1 and 2. 4. File Form 1096 and Copy A of the return with the appropriate service center. 5. Do not include a copy of the original return that was filed incorrectly.



If you fail to file correct information returns or furnish a correct payee statement, you may be subject to a penalty. See part O on page 12. Regulations section 301.6724-1 (relating to information return penalties) does not require you to file corrected returns for missing or incorrect TINs if you meet the reasonable cause criteria. You are merely required to include the correct TIN on the next original return you are required to file. However, if you do not meet the reasonable cause criteria, a reduced penalty may be imposed if the corrected returns are filed by August 1.

In addition, even if you meet the reasonable cause criteria, the IRS encourages you to file corrections for incorrect or missing TINs so that the IRS can update the payees' records.

I. Void Returns

An "X" in the "VOID" box at the top of the form will not correct a previously filed return. See part H on page 6 for instructions for making corrections.

VOID box. If a completed or partially completed Form 1098, 1099, or 5498 is incorrect and you want to void it before submission to the IRS, enter an "X" in the "VOID" box at the top of the form. For example, if you make an error while typing or printing a form, you should void it. The return will then be disregarded during processing by the IRS. Go to the next form on the page, or to another page, and enter the correct information; but do not mark the "CORRECTED" box. Do not cut or separate the forms that are two or three to a page. Submit the entire page even if only one of the forms on the page is a good return.

J. Recipient Names and Taxpayer Identification Numbers (TINs)

Recipient name. Show the full name and address in the section provided on the information return. If payments have been made to more than one recipient or the account is in more than one name, show on the first name line the name of the recipient whose TIN is first shown on the return. You may show the names of any other individual recipients in the area below the first line, if desired. Form W-2G filers, see the Instructions for Forms W-2G and 5754.

Sole proprietors. You must show the individual's name on the first name line; on the second name line, you may enter the "doing business as (DBA)" name. You may not enter only the DBA name. For the TIN, enter either the individual's SSN or the EIN of the business (sole proprietorship). The IRS prefers that you enter the SSN.

Limited liability company (LLC). For a single-member LLC (including a foreign LLC with a U.S. owner) that is disregarded as an entity separate from its owner under Regulations section 301.7701-3, enter the individual's name only on the first name line and the LLC's name on the second name line. For the TIN, enter the individual's SSN (or EIN, if applicable). If the LLC is a corporation, partnership, etc., enter the entity's EIN.

Bankruptcy estate. If an individual (the debtor) for whom you are required to file an information return is in Chapter 11 bankruptcy, and the debtor notified you of the bankruptcy estate's EIN, report post-petition gross income, gross proceeds, or other reportable payments on the applicable information return using the estate's name and EIN. The debtor should notify you when the bankruptcy is closed, dismissed, or converted, so that any subsequent information returns will be filed with the correct name and EIN. Different rules apply if the bankruptcy is converted to Chapter 7, 12, or 13 of the Bankruptcy Code. For additional guidance, see Notice 2006-83 which is on page 596 of Internal Revenue Bulletin 2006-40 available at www.irs.gov/pub/irs-irbs/irb06-40.pdf.

TINs. TINs are used to associate and verify amounts you report to the IRS with corresponding amounts on tax returns. Therefore, it is important that you furnish correct names, social security numbers (SSNs), individual taxpayer identification numbers (ITINs), or employer identification numbers (EINs) for recipients on the forms sent to the IRS.

Requesting a recipient's TIN. If the recipient is a U.S. person (including a U.S. resident alien), the IRS suggests that you request the recipient complete Form W-9, Request for Taxpayer Identification Number and Certification, or Form W-9S, Request for Student's or Borrower's Taxpayer Identification Number and Certification, if appropriate. See the Instructions for the Requester of Form W-9 for more information on how to request a TIN.

If the recipient is a foreign person, the IRS suggests that you request the recipient complete the appropriate Form W-8. See the Instructions for the Requester of Forms W-8BEN, W-8ECI, W-8EXP, and W-8IMY.



U.S. resident aliens who rely on a "saving clause" of a tax treaty are to complete Form W-9, not Form W-8BEN. See Pub. 515, *Withholding of Tax on Nonresident Aliens and Foreign Entities*, and Pub. 519, *U.S. Tax Guide for Aliens*.

You may be subject to a penalty for an incorrect or missing TIN on an information return. See part O on page 12. You are required to maintain the confidentiality of information obtained on a Form W-9/W-9S relating to the taxpayer's identity (including SSNs, EINs, and ITINs), and you may use such information only to comply with the tax laws.



If the recipient does not provide a TIN, leave the box for the recipient's TIN blank on the Form 1098, 1099, 5498, or W-2G. Only one recipient TIN can be entered on the form. Backup withholding may apply; see part N on page 11.

The TIN for individual recipients of information returns is the SSN. See the information about sole proprietors on this page. For other recipients, including corporations, partnerships, and estates, the TIN is the EIN. Income reportable after the death of an individual must reflect the TIN of the payee, that is, of the estate or of the surviving joint owner. For more information, see *Personal Representative* in Pub. 559, *Survivors, Executors, and Administrators*. For LLCs, see the information on LLC on this page.

SSNs have nine digits separated by two hyphens (000-00-0000), and EINs have nine digits separated by only one hyphen (00-0000000).

Electronic submission of Forms W-9. Requesters may establish a system for payees and payees' agents to submit Forms W-9 electronically, including by fax. A requester is anyone required to file an information return. A payee is anyone required to provide a TIN to the requester.

Payee's agent. A payee's agent can be an investment advisor (corporation, partnership, or individual) or an introducing broker. An investment advisor must be registered with the Securities Exchange Commission (SEC) under the Investment Advisers Act of 1940. The introducing broker is a broker-dealer that is regulated by the SEC and the National Association of Securities Dealers, Inc., and that is not a payer. Except for a broker who acts as a payee's agent for "readily tradable instruments," the advisor or broker must show in writing to the payer that the payee authorized the advisor or broker to transmit the Form W-9 to the payer.

Generally, the electronic system must:

1. Ensure the information received is the information sent and document all occasions of user access that result in the submission.
2. Make reasonably certain the person accessing the system and submitting the form is the person identified on Form W-9.
3. Provide the same information as the paper Form W-9.
4. Be able to supply a hard copy of the electronic Form W-9 if the IRS requests it.
5. Require as the final entry in the submission an electronic signature by the payee whose name is on Form W-9 that authenticates and verifies the submission. The electronic signature must be under penalties of perjury and the perjury statement must contain the language of the paper Form W-9.



For Forms W-9 that are not required to be signed, the electronic system need not provide for an electronic signature or a perjury statement.

Additional requirements may apply. See Announcement 98-27 that is available on page 30 of Internal Revenue Bulletin 1998-15 at www.irs.gov/pub/irs-irbs/irb98-15.pdf and

Announcement 2001-91, which is available on page 221 of Internal Revenue Bulletin 2001-36 at www.irs.gov/pub/irs-irbs/irb01-36.pdf.

Electronic submission of Forms W-9S. See the Instructions for Forms 1098-E and 1098-T.

K. Filer's Name, Identification Number, and Address

The TIN for filers of information returns, including sole proprietors and nominees/middlemen, is the federal EIN. However, sole proprietors and nominees/middlemen who are not otherwise required to have an EIN should use their SSNs. A sole proprietor is not required to have an EIN unless he or she has a Keogh plan or must file excise or employment tax returns. See Pub. 583, *Starting a Business and Keeping Records*.

The filer's name and TIN should be consistent with the name and TIN used on the filer's other tax returns. The name of the filer's paying agent or service bureau must not be used in place of the name of the filer.

For a single-member LLC (including a foreign LLC with a U.S. owner) that is disregarded as an entity separate from its owner under Regulations section 301.7701-3, enter the individual's name only on the first name line and the LLC's name on the second name line. For the TIN, enter the individual's SSN (or EIN, if applicable). If the LLC is a corporation, partnership, etc., enter the entity's EIN.

If you do not have an EIN, you may apply for one online. Go to the IRS website www.irs.gov and enter keyword "online EIN" in the upper right corner. You may also apply by calling 1-800-829-4933 or by faxing or mailing Form SS-4, Application for Employer Identification Number, to the IRS. See the Instructions for Form SS-4 for more information.

Enter your street address including the room, suite, or other unit number on the forms.

L. Account Number Box on Forms

Use the account number box, when provided, on Forms 1099, 1098, and 5498 for an account number designation. The account number is required if you have multiple accounts for a recipient for whom you are filing more than one information return of the same type. Additionally, the IRS encourages you to include the recipient's account number on paper forms if your system of records uses the account number rather than the name or TIN for identification purposes. Also, the IRS will include the account number in future notices to you about backup withholding. See Pub. 1220 if you are filing electronically.

The account number may be a checking account number, savings account number, serial number, or any other number you assign to the payee that is unique and will distinguish the specific account. This number must not appear anywhere else on the form, and this box may not be used for any other item unless the separate instructions indicate otherwise. Using unique account numbers ensures that corrected information returns will be processed accurately.

If you are using window envelopes to mail statements to recipients and using reduced rate mail, be sure the account number does not appear in the window. The Postal Service may not accept these for reduced rate mail.


M. Statements to Recipients (Borrowers, Debtors, Donors, Insureds, Participants, Payers/Borrowers, Policyholders, Students, Transferors, or Winners on Certain Forms)

If you are required to file Forms 1099, 1098, 5498, or W-2G, you must also furnish statements to recipients containing the information furnished to the IRS and, in some cases, additional information. Be sure that the statements you provide to recipients are clear and legible.

Substitute statements. If you are not using the official IRS form to furnish statements to recipients, see Pub. 1179 for specific rules about providing "substitute" statements to recipients. Generally, a substitute is any statement other than Copy B of the official form. You may develop them yourself or buy them from a private printer. However, the substitutes must comply with the format and content requirements specified in Pub. 1179 that is available on the IRS website at www.irs.gov.

Telephone number. You are required to include the telephone number of a person to contact on the following statements to recipients: W-2G, 1098, 1098-C, 1098-E, 1098-T, 1099-A, 1099-B, 1099-CAP, 1099-DIV, 1099-G (excluding state and local income tax refunds), 1099-H, 1099-INT, 1099-LTC, 1099-MISC (excluding fishing boat proceeds), 1099-OID, 1099-PATR, 1099-Q, and 1099-S. You may include the telephone number in any conspicuous place on the statements. This number must provide direct access to an individual who can answer questions about the statement. Although not required, if you report on other Forms 1099 and 5498, you are encouraged to furnish telephone numbers.

Rules for furnishing statements. Different rules apply to furnishing statements to recipients depending on the type of payment (or other information) you are reporting and the form you are filing.

 **TIP** *If you are reporting a payment that includes noncash property, show the fair market value of the property at the time of payment. Although, generally, you are not required to report payments smaller than the minimum described for a form, you may prefer, for economy and your own convenience, to file Copies A for all payments. The IRS encourages this.*

Report the type of payment information as described below for: (a) *Dividend, interest, and royalty payments*; (b) *Real estate transactions*; and (c) *Other information*.

Dividend, interest, and royalty payments. For payments of dividends under section 6042 (reported on Form 1099-DIV), patronage dividends under section 6044 (reported on Form 1099-PATR), interest (including original issue discount and tax-exempt interest) under section 6049 (reported on Form 1099-INT or 1099-OID), or royalties under section 6050N (reported on Form 1099-MISC or 1099-S), you are required to furnish an official IRS Form 1099 or an acceptable substitute Form 1099 to a recipient either in person, by First-Class Mail to the recipient's last known address, or electronically (see *Electronic recipient statements* on page 10). Statements may be sent by intraoffice mail if you use intraoffice mail to send account information and other correspondence to the recipient.

Statement mailing requirements for Forms 1099-DIV, 1099-INT, 1099-OID, and 1099-PATR, and forms reporting royalties only. The following statement mailing requirements apply only to Forms 1099-DIV (except for section 404(k) dividends), 1099-INT (except for interest reportable in the course of your trade or business under section 6041), 1099-OID, 1099-PATR, and timber royalties reported under section 6050N (on Form 1099-MISC or 1099-S). The mailing must contain the official IRS Form 1099 or an acceptable substitute and may also contain the following enclosures: (a) Form W-2, applicable Form W-8, Form W-9, or other Forms W-2G, 1098, 1099, and 5498 statements; (b) a check from the account being reported; (c) a letter explaining why no check is enclosed; (d) a statement of the person's account shown on Forms 1099, 1098, or 5498; and (e) a letter explaining the tax consequences of the information shown on the recipient statement.

A statement of the person's account (year-end account summary) that you are permitted to enclose in a statement mailing may include information similar to the following: (a) the part of a mutual fund distribution that is interest on U.S. Treasury obligations; (b) accrued interest expense on the purchase of a debt obligation; and (c) the cost or other basis of securities and the gain/loss on the sale of securities.

No additional enclosures, such as advertising, promotional material, or a quarterly or annual report, are permitted. Even a sentence or two on the year-end statement describing new services offered by the payer is not permitted. Logos are permitted on the envelope and on any nontax enclosures. See

Notice 96-62 which is available on page 8 of Internal Revenue Bulletin 1996-49 at www.irs.gov/pub/irs-irbs/irb96-49.pdf.

TIP *Until further guidance is issued regarding the use of certain logos and identifying slogans on substitute returns that are subject to the statement mailing requirements, the IRS will not assess penalties for the use of a logo (including the name of the payer in any typeface, font, or stylized fashion and/or a symbolic icon) or slogan on a statement to a recipient if the logo or slogan is used by the payer in the ordinary course of its trade or business. In addition, use of the logo or slogan must not make it less likely that a reasonable payee will recognize the importance of the statement for tax reporting purposes.*

A recipient statement may be perforated to a check or to a statement of the recipient's specific account. The check or account statement to which the recipient statement is perforated must contain, in bold and conspicuous type, the legend "Important Tax Return Document Attached."

The legend "Important Tax Return Document Enclosed" must appear in a bold and conspicuous manner on the outside of the envelope and on each letter explaining why no check is enclosed, or on each check or account statement that is not perforated to the recipient statement. The legend is not required on any tax form, tax statement, or permitted letter of tax consequences included in a statement mailing. Further, you need not pluralize the word "document" in the legend simply because more than one recipient statement is enclosed.

TIP *If you provide recipient statements in a "separate mailing" that contains only recipient statements, Forms W-8 and W-9, and a letter explaining the tax consequences of the information shown on a recipient statement included in the envelope, you are not required to include the legend "Important Tax Return Document Enclosed" on the envelope.*

Substitute forms. You may furnish to the recipient Copy B of the official IRS form, or you may use substitute Forms 1099-DIV, 1099-INT, 1099-OID, or 1099-PATR, if they contain the same language as the official IRS forms and they comply with the rules in Pub. 1179, relating to substitute Forms 1099. Applicable box titles and numbers must be clearly identified, using the same wording and numbering as the official IRS form. For information on substitute Forms 1099-MISC, see *Other information* below. For Forms 1099-S, see *Real estate transactions* below.

TIP *All substitute statements to recipients must contain the tax year, form number, and form name prominently displayed together in one area of the statement. For example, they could be shown in the upper right part of the statement.*

If you are using substitutes, the IRS encourages you to use boxes so that the substitute has the appearance of a form. The substitute form must contain the applicable instructions as on the front and back of Copy B (in the case of Form 1099-R, Copies B, C, and 2) of the official IRS form. See Pub. 1179 for additional requirements and certain "composite" statements that are permitted.

Real estate transactions. You must furnish a statement to the transferor containing the same information reported to the IRS on Form 1099-S. You may use Copy B of the official IRS Form 1099-S or a substitute form that complies with Pub. 1179 and Regulations section 1.6045-4(m). You may use a Uniform Settlement Statement (under RESPA) as the written statement if it is conformed by including on the statement the legend shown on Form 1099-S and by designating which information is reported to the IRS on Form 1099-S. You may furnish the statement to the transferor in person, by mail, or electronically. Furnish the statement at or after closing but by January 31 of the following year.

The statement mailing requirements explained above do not apply to statements to transferors for proceeds from real estate transactions reported on Form 1099-S. However, the statement mailing requirements do apply to statements to transferors for timber royalties reportable under section 6050N on Form 1099-S.

Other information. Statements to recipients for Forms 1098, 1098-C, 1098-E, 1098-T, 1099-A, 1099-B, 1099-C, 1099-CAP,

1099-G, 1099-H, 1099-LTC, 1099-MISC, 1099-Q, 1099-R, 1099-SA, 5498, 5498-ESA, 5498-SA, W-2G, 1099-DIV only for section 404(k) dividends reportable under section 6047, 1099-INT only for interest reportable in the course of your trade or business under section 6041, or 1099-S only for royalties need not be, but can be, a copy of the official paper form filed with the IRS. If you do not use a copy of the paper form, the form number and title of your substitute must be the same as the official IRS form. All information required to be reported must be numbered and titled on your substitute in substantially the same manner as on the official IRS form. However, if you are reporting a payment as "Other income" in box 3 of Form 1099-MISC, you may substitute appropriate explanatory language for the box title. For example, for payments of accrued wages to a beneficiary of a deceased employee required to be reported on Form 1099-MISC, you might change the title of box 3 to "Beneficiary payments" or something similar.

Appropriate instructions to the recipient, similar to those on the official IRS form, must be provided to aid in the proper reporting of the items on the recipient's income tax return. For payments reported on Form 1099-B, rather than furnish appropriate instructions with each Form 1099-B statement, you may furnish to the recipient one set of instructions for all statements required to be furnished to a recipient in a calendar year.

Except for royalties reported on Form 1099-MISC, the statement mailing requirements explained earlier do not apply to statements to recipients for information reported on the forms listed under *Other information* above. You may combine the statements with other reports or financial or commercial notices, or expand them to include other information of interest to the recipient. Be sure that all copies of the forms are legible. See Pub. 1179 for certain "composite" statements that are permitted.

When to furnish forms or statements. Generally, you must furnish Forms 1098, 1099, and W-2G information by February 2, 2009. However, you may issue them earlier in some situations, as provided by the regulations. For example, you may furnish Form 1099-INT to the recipient on redemption of U.S. Savings Bonds at the time of redemption. Brokers and barter exchanges may furnish Form 1099-B anytime but not later than February 2, 2009.

Donee organizations required to issue Form 1098-C must furnish the acknowledgment to a donor within 30 days of the sale of the vehicle (if it is sold without material improvements or significant intervening use) or within 30 days of the contribution.

Trustees or issuers of traditional IRAs must furnish participants with a statement of the value of the participant's account, and RMD if applicable, by February 2, 2009. The fair market value of SEP IRAs must also be furnished to the participant by February 2, 2009. Traditional IRA, Roth IRA, SEP, or SIMPLE contribution information must be furnished to the participant by June 1, 2009. However, Coverdell ESA contribution information must be furnished to the beneficiary by April 30, 2009.

Trustees of a SIMPLE must furnish a statement of the account balance and the account activity by February 2, 2009.

Trustees and middlemen of a WHFIT must furnish the required statement by March 16, 2009.

For real estate transactions, you may furnish the statement to the transferor at closing or by mail on or before February 2, 2009.

Filers of Form 1099-G who report state or local income tax refunds, credits, or offsets must furnish the statements to recipients during January 2009.

See the *Guide to Information Returns* on pages 17 and 18 for the date other information returns are due to the recipient.

You will meet the requirement to furnish the statement if it is properly addressed and mailed, or posted to a website, on or before the due date. If the regular due date falls on a Saturday, Sunday, or legal holiday, the due date is the next business day. A business day is any day that is not a Saturday, Sunday, or legal holiday.

Electronic recipient statements. If you are required to furnish a written statement (Copy B or an acceptable substitute) to a recipient, then you may furnish the statement electronically

instead of on paper. This includes furnishing the statement to recipients of Forms 1098, 1098-E, 1098-T, 1099-A, B, C, CAP, DIV, H, INT, G, LTC, MISC, OID, PATR, Q, R, S, SA, 5498, 5498-ESA, and 5498-SA. It also includes Form W-2G (except for horse and dog racing, jai alai, sweepstakes, wagering pools, and lotteries).



Until further guidance is issued to the contrary, Form 1098-C may not be furnished electronically.

If you meet the requirements listed below, you are treated as furnishing the statement timely.

Consent. The recipient must consent in the affirmative and not have withdrawn the consent before the statement is furnished. The consent by the recipient must be made electronically in a way that shows that he or she can access the statement in the electronic format in which it will be furnished.

You must notify the recipient of any hardware or software changes prior to furnishing the statement. A new consent to receive the statement electronically is required after the new hardware or software is put into service.

Prior to furnishing the statements electronically, you must provide the recipient a statement with the following statements prominently displayed.

- If the recipient does not consent to receive the statement electronically, a paper copy will be provided.
- The scope and duration of the consent. For example, whether the consent applies to every year the statement is furnished or only for the January 31 immediately following the date of the consent.
- How to obtain a paper copy after giving consent.
- How to withdraw the consent. The consent may be withdrawn at any time by furnishing the withdrawal in writing (electronically or on paper) to the person whose name appears on the statement. Confirmation of the withdrawal also will be in writing (electronically or on paper).
- Notice of termination. The notice must state under what conditions the statements will no longer be furnished to the recipient.
- Procedures to update the recipient's information.
- A description of the hardware and software required to access, print, and retain a statement, and a date the statement will no longer be available on the website.

Format, posting, and notification. Additionally, you must:

- Ensure the electronic format contains all the required information and complies with the applicable revenue procedure for substitute statements to recipients in Pub. 1179.
- Post, on or before the January 31 due date, the applicable statement on a website accessible to the recipient through October 15 of that year.
- Inform the recipient, electronically or by mail, of the posting and how to access and print the statement.

For more information, see Regulations section 31.6051-1. For electronic furnishing of Forms 1098-E and 1098-T, see Regulations section 1.6050S-2. For electronic furnishing of Forms 1099-R, 1099-SA, 1099-Q, 5498, 5498-ESA, and 5498-SA, see Notice 2004-10 on page 433 of Internal Revenue Bulletin 2004-6 at www.irs.gov/pub/irs-irbs/irb04-06.pdf.

Extension. You may request an extension of time to provide the statements to recipients by sending a letter to Enterprise Computing Center—Martinsburg, Information Reporting Program, Attn: Extension of Time Coordinator, 240 Murall Drive, Kearneysville, WV 25430. The letter must include (a) your name, (b) your TIN, (c) your address, (d) type of return, (e) a statement that your extension request is for providing statements to recipients, (f) reason for delay, and (g) the signature of the payer or authorized agent. Your request must be postmarked by the date on which the statements are due to the recipients. If your request for an extension is approved, generally you will be granted a maximum of 30 extra days to furnish the recipient statements.

N. Backup Withholding

Interest (including tax-exempt interest and exempt-interest dividends), dividends, rents, royalties, commissions, nonemployee compensation, and certain other payments

(including broker and barter exchange transactions, reportable gross proceeds paid to attorneys, and certain payments made by fishing boat operators) may be subject to backup withholding at a 28% rate. To be subject to backup withholding, a payment must be a reportable interest (including tax-exempt interest and exempt-interest dividends) or a dividend payment under section 6049(a), 6042(a), or 6044 (if the patronage dividend is paid in money or qualified check), or an "other" reportable payment under section 6041, 6041A(a), 6045, 6050A, or 6050N. If the payment is one of these reportable payments, backup withholding will apply if:

1. The payee fails to furnish his or her taxpayer identification number (TIN) to you,
2. For interest, dividend, and broker and barter exchange accounts opened or instruments acquired after 1983, the payee fails to certify, under penalties of perjury, that the TIN provided is correct,
3. The IRS notifies you to impose backup withholding because the payee furnished an incorrect TIN ("B" notice),
4. For interest and dividend accounts or instruments, you are notified that the payee is subject to backup withholding (under section 3406(a)(1)(C)), or
5. For interest and dividend accounts opened or instruments acquired after 1983, the payee fails to certify to you, under penalties of perjury, that he or she is not subject to backup withholding under 4 above.

Except as explained in 2 above, reportable "other" payments are subject to backup withholding only if 1 or 3 above applies.



If you do not collect and pay over backup withholding from affected payees as required, you may become liable for any uncollected amount.

Some payees are exempt from backup withholding. For a list of exempt payees and other information, see Form W-9 and the separate Instructions for the Requester of Form W-9.

Examples of payments to which backup withholding does not apply include but are not limited to:

- Wages.
- Distributions from a pension, annuity, profit-sharing or stock bonus plan, any IRA, an owner-employee plan, or other deferred compensation plan.
- Distributions from a medical or health savings account and long-term care benefits.
- Certain surrenders of life insurance contracts.
- Distribution from qualified tuition programs or Coverdell ESAs.
- Gambling winnings if regular gambling winnings withholding is required under section 3402(q). However, if regular gambling winnings withholding is not required under section 3402(q), backup withholding applies if the payee fails to furnish a TIN.
- Real estate transactions reportable under section 6045(e).
- Cancelled debts reportable under section 6050P.
- Fish purchases for cash reportable under section 6050R.
- Certain payment card transactions by a qualified payment card agent.



At the time these instructions went to print, the IRS had published proposed Regulations section 31.3406(g)-1(f) regarding rules for certain payment card transactions. A proposed revenue procedure was also issued as Notice 2007-59 on page 135 of Internal Revenue Bulletin 2007-30 at www.irs.gov/pub/irs-irbs/irb07-30.pdf. For more information, go to www.irs.gov and enter keyword "QPCA" in the upper right corner.

When to apply backup withholding. Generally, the period for which the 28% should be withheld is as follows.

1. Failure to furnish TIN in the manner required. Withhold on payments made until the TIN is furnished in the manner required. Special backup withholding rules may apply if the payee has applied for a TIN. The payee may certify to this on Form W-9 by noting "Applied For" in the TIN block and by signing the form. This form then becomes an "awaiting-TIN" certificate, and the payee has 60 days to obtain a TIN and furnish it to you. If you do not receive a TIN from the payee within 60 days and you have not already begun backup withholding, begin backup withholding and continue until the TIN is provided.



The 60-day exemption from backup withholding applies only to interest and dividend payments and certain payments made with respect to readily tradable instruments. Therefore, any other payment, such as nonemployee compensation, is subject to backup withholding even if the payee has applied for and is awaiting a TIN. For information about whether backup withholding applies during the 60-day period, see Regulations section 31.3406(g)-3.

2. Notice from the IRS that payee's TIN is incorrect ("B" notice). You may choose to withhold on any reportable payment made to the account(s) subject to backup withholding after receipt of the "B" notice, but you must withhold on any reportable payment made to the account more than 30 business days after you received the "B" notice. Stop withholding within 30 days after you receive a certified Form W-9 (or other form that requires the payee to certify under penalty of perjury).



The IRS will furnish a notice to you, and you are required to promptly furnish a copy of such notice, or an acceptable substitute, to the payee. For further information, see Regulations section 31.3406(d)-5 and Pub. 1281.

If you receive two incorrect TIN notices within 3 years for the same account, follow the procedures in Regulations section 31.3406(d)-5(g) and Pub. 1281.

3. Notice from the IRS that payee is subject to backup withholding due to notified payee underreporting. You may choose to withhold on any reportable payment made to the account(s) subject to backup withholding after receipt of the notice, but you must withhold on any reportable payment made to the account more than 30 business days after you receive the notice. The IRS will notify you in writing when to stop withholding, or the payee may furnish you a written certification from the IRS stating when the withholding should stop. In most cases, the stop date will be January 1 of the year following the year of the notice.



You must notify the payee when withholding under this procedure starts. For further information, see Regulations section 31.3406(c)-1(d).

4. Payee failure to certify that he or she is not subject to backup withholding. Withhold on reportable interest and dividends until the certification has been received.

For exceptions to these general timing rules, see section 3406(e).



For special rules on backup withholding on gambling winnings, see the separate Instructions for Forms W-2G and 5754.

Reporting backup withholding. Report backup withholding on Form 945, Annual Return of Withheld Federal Income Tax. Also, report backup withholding and the amount of the payment on Forms W-2G, 1099-B, DIV, G, INT, MISC, OID, or PATR even if the amount of the payment is less than the amount for which an information return is normally required.

Form 945. Report backup withholding, voluntary withholding on certain government payments, and withholding from gambling winnings, pensions, annuities, IRAs, military retirement, and Indian gaming profits on Form 945. Generally, file Form 945 for 2008 by February 2, 2009. For more information, including the deposit requirements for Form 945, see the separate Instructions for Form 945 and Circular E, Employer's Tax Guide (Pub. 15).

Do not report on Form 945 any income tax withholding reported on the following forms.

- Form W-2 including withholding on distributions to plan participants from nonqualified plans that must be reported on Form 941, Employer's Quarterly Federal Tax Return.
- Form 1042-S must be reported on Form 1042, Annual Withholding Tax Return for U.S. Source Income of Foreign Persons.



Pub. 515 has more information on Form 1042 reporting, partnership withholding on effectively connected income, and dispositions of U.S. real property interests by a foreign person.

Additional information. For more information about backup withholding, see Pub. 1281, Backup Withholding for Missing and Incorrect Name/TIN(s).

O. Penalties

The following penalties generally apply to the person required to file information returns. The penalties apply to paper filers as well as to electronic filers.



For information on the penalty for failure to file electronically, see Penalty on page 6.

Failure To File Correct Information Returns by the Due Date (Section 6721)

If you fail to file a correct information return by the due date and you cannot show reasonable cause, you may be subject to a penalty. The penalty applies if you fail to file timely, you fail to include all information required to be shown on a return, or you include incorrect information on a return. The penalty also applies if you file on paper when you were required to file electronically, you report an incorrect TIN or fail to report a TIN, or you fail to file paper forms that are machine readable.

The amount of the penalty is based on when you file the correct information return. The penalty is:

- \$15 per information return if you correctly file within 30 days (by March 30 if the due date is February 28); maximum penalty \$75,000 per year (\$25,000 for small businesses, defined below).
- \$30 per information return if you correctly file more than 30 days after the due date but by August 1; maximum penalty \$150,000 per year (\$50,000 for small businesses).
- \$50 per information return if you file after August 1 or you do not file required information returns; maximum penalty \$250,000 per year (\$100,000 for small businesses).



If you do not file corrections and you do not meet any of the exceptions to the penalty described on page 6, the penalty is \$50 per information return.

Small businesses—lower maximum penalties. You are a small business if your average annual gross receipts for the 3 most recent tax years (or for the period you were in existence, if shorter) ending before the calendar year in which the information returns were due are \$5 million or less.

Exceptions to the penalty. The following are exceptions to the failure to file penalty.

1. The penalty will not apply to any failure that you can show was due to reasonable cause and not to willful neglect. In general, you must be able to show that your failure was due to an event beyond your control or due to significant mitigating factors. You must also be able to show that you acted in a responsible manner and took steps to avoid the failure.

2. An inconsequential error or omission is not considered a failure to include correct information. An inconsequential error or omission does not prevent or hinder the IRS from processing the return, from correlating the information required to be shown on the return with the information shown on the payee's tax return, or from otherwise putting the return to its intended use. Errors and omissions that are never inconsequential are those related to (a) a TIN, (b) a payee's surname, and (c) any money amount.

3. *De minimis* rule for corrections. Even though you cannot show reasonable cause, the penalty for failure to file correct information returns will not apply to a certain number of returns if you:

- Filed those information returns,
- Either failed to include all the information required on a return or included incorrect information, and
- Filed corrections by August 1.

If you meet all the conditions in a, b, and c above, the penalty for filing incorrect returns (but not for filing late) will not apply to the greater of 10 information returns or 1/2 of 1% of the total number of information returns you are required to file for the calendar year.

Intentional disregard of filing requirements. If any failure to file a correct information return is due to intentional disregard of

the filing or correct information requirements, the penalty is at least \$100 per information return with no maximum penalty.

Failure To Furnish Correct Payee Statements (Section 6722)

If you fail to provide correct payee statements and you cannot show reasonable cause, you may be subject to a penalty. The penalty applies if you fail to provide the statement by January 31 (see part M on page 9), you fail to include all information required to be shown on the statement, or you include incorrect information on the statement. "Payee statement" has the same meaning as "statement to recipient" as used in part M on page 9.

The penalty is \$50 per statement, no matter when the correct statement is furnished, with a maximum of \$100,000 per year. The penalty is not reduced for furnishing a correct statement by August 1.

Exception. An inconsequential error or omission is not considered a failure to include correct information. An inconsequential error or omission cannot reasonably be expected to prevent or hinder the payee from timely receiving correct information and reporting it on his or her income tax return or from otherwise putting the statement to its intended use. Errors and omissions that are never inconsequential are those relating to (a) a dollar amount, (b) a significant item in a payee's address, (c) the appropriate form for the information provided (that is, whether the form is an acceptable substitute for the official IRS form), and (d) whether the statement was furnished in person or by "statement mailing," when required.

Intentional disregard of payee statement requirements. If any failure to provide a correct payee statement is due to intentional disregard of the requirements to furnish a correct payee statement, the penalty is at least \$100 per payee statement with no maximum penalty.

Forms 1099-Q, 1099-SA, 5498, 5498-ESA, and 5498-SA (Section 6693)

The penalties under sections 6721 and 6722 do not apply to:

Forms	Filed Under Code Section
1099-SA and 5498-SA	220(h) and 223(h)
5498	408(i) and 408(l)
5498-ESA	530(h)
1099-Q	529(d) and 530(h)

The penalty for failure to timely file Forms 1099-SA, 5498-SA, 5498, 5498-ESA, or 1099-Q is \$50 per return with no maximum, unless the failure is due to reasonable cause. See section 6693.

Fraudulent Acknowledgments With Respect to Donations of Motor Vehicles, Boats, and Airplanes (Section 6720)

If you are required under section 170(f)(12)(A) to furnish a contemporaneous written acknowledgment to a donor and you knowingly furnish a false or fraudulent Form 1098-C, or knowingly fail to furnish a Form 1098-C within the applicable 30-day period, you may be subject to a penalty. See the 2008 Instructions for Form 1098-C for more detailed information.

Civil Damages for Fraudulent Filing of Information Returns (Section 7434)

If you willfully file a fraudulent information return for payments you claim you made to another person, that person may be able to sue you for damages. You may have to pay \$5,000 or more.

P. Payments to Corporations and Partnerships

Generally, payments to corporations are not reportable. However, you must report payments to corporations for the following.

- Medical and health care payments (Form 1099-MISC),
- Withheld federal income tax or foreign tax,
- Barter exchange transactions (Form 1099-B),

- Substitute payments in lieu of dividends and tax-exempt interest (Form 1099-MISC),
- Acquisitions or abandonments of secured property (Form 1099-A),
- Cancellation of debt (Form 1099-C),
- Payments of attorneys' fees and gross proceeds paid to attorneys (Form 1099-MISC),
- Fish purchases for cash (Form 1099-MISC),
- The credits for clean renewable energy bonds and for Gulf tax credit bonds treated as interest and reported on Form 1099-INT, and
- Federal executive agency payments for services (Form 1099-MISC). For additional reporting requirements, see Rev. Rul. 2003-66 on page 1115 of Internal Revenue Bulletin 2003-26 at www.irs.gov/pub/irs-irbs/irb03-26.pdf.

Reporting generally is required for all payments to partnerships. For example, payments of \$600 or more made in the course of your trade or business to an architectural firm that is a partnership are reportable on Form 1099-MISC. However, see Regulations section 1.6049-4(c)(1)(ii)(A).

Q. Earnings on any IRA, Coverdell ESA, Archer MSA, or HSA

Generally, income earned in any IRA, Coverdell ESA, Archer MSA, or HSA, such as interest or dividends, is not reported on Forms 1099. However, distributions must be reported on Form 1099-R, 1099-Q, or 1099-SA.

R. Certain Grantor Trusts

Certain grantor trusts (other than WHFITs) may choose to file Forms 1099 rather than a separate statement attached to Form 1041, U.S. Income Tax Return for Estates and Trusts. If you have filed Form 1041 for a grantor trust in the past and you want to choose the Form 1099 filing method for 2008, you must have filed a final Form 1041 for 2007. To change reporting method, see Regulations section 1.671-4(g) and the Instructions for Form 1041 and Schedules A, B, D, G, I, J, and K-1.

For more information on WHFITs, see *Widely held fixed investment trusts (WHFITs)* beginning on page 3.

S. Special Rules for Reporting Payments Made Through Foreign Intermediaries and Foreign Flow-Through Entities on Form 1099

If you are the payer and have received a Form W-8IMY, Certificate of Foreign Intermediary, Foreign Flow-Through Entity, or Certain U.S. Branches for United States Tax Withholding, from a foreign intermediary or flow-through entity, follow the instructions below for completing Form 1099. Definitions of the terms used in these instructions are on page 14.

Presumption Rules

TIP For additional information including details on the presumption rules, see the *Instructions for the Requester of Forms W-8BEN, W-8ECI, W-8EXP, and W-8IMY and Pub. 515*. To order, see *How To Get Forms, Publications, and Other Assistance on page 15*.

If you are the payer and do not have a Form W-9, appropriate Form W-8, or other valid documentation, or you cannot allocate a payment to a specific payee, prior to payment, you are required to use certain presumption rules to determine the following.

- The status of the payee as a U.S. or foreign person and
- The classification of the payee as an individual, trust, estate, corporation, or partnership.

See Regulations sections 1.1441-1(b)(3), 1.1441-5(d) and (e), 1.6045-1(g)(3)(ii), and 1.6049-5(d).

Under these presumption rules, if you must presume that the payee is a U.S. nonexempt recipient subject to backup

withholding, you must report the payment on a Form 1099. However, if before filing Form 1099 with the IRS the recipient is documented as foreign, then report the payment on a Form 1042-S.

On the other hand, if you must presume that the payee is a foreign recipient and prior to filing Form 1042-S with the IRS you discover that the payee is a U.S. nonexempt recipient based on documentation, then report all payments made to that payee during the calendar year on a Form 1099.

If you use the 90-day grace period rule to presume a payee is foreign, you must file a Form 1042-S to report all payments subject to withholding during the grace period. If you later discover that the payee is a U.S. nonexempt recipient subject to backup withholding, you must file a Form 1099 for all payments made to that payee after the discovery of the payee's U.S. status.

Rules for Payments Made to U.S. Nonexempt Recipients Through a QI, NQI, or FTE

If you are the payer making a payment through a QI, NQI, or FTE for a U.S. nonexempt recipient on whose behalf the QI, NQI, or FTE is acting, use the following rules to complete Form 1099.

Known recipient. If you know that a payee is a U.S. nonexempt recipient and have the payee's name, address, and TIN (if a TIN has been provided), you must complete the Form 1099 with that information. Also, on the second name line below the recipient's name, enter "IMY" followed by the name of the QI, NQI, or FTE.

For payments made to multiple recipients: (a) enter the name of the recipient whose status you relied on to determine the applicable rate of withholding and (b) on the second name line, enter "IMY" followed by the name of the QI, NQI, or FTE. However, if the QI has assumed primary Form 1099 reporting or backup withholding responsibility, you are not required to issue the Form 1099 or to backup withhold. See *Qualified intermediary (QI)* on this page.

Unknown recipient. If you cannot reliably associate a payment with valid documentation and are required to presume a payee is a U.S. nonexempt recipient:

1. File a Form 1099 and enter "unknown recipient" on the first name line.
2. On the second name line, enter "IMY" followed by the name of the QI, NQI, or FTE.
3. Enter the EIN of the QI, NQI, or FTE, if applicable, in the recipient's identification number box.
4. Furnish a copy of the Form 1099 with "unknown recipient" to the QI, NQI, or FTE who is acting on the recipient's behalf.



A payer that is required to report payments made to a U.S. nonexempt recipient account holder but does not receive the necessary allocation information cannot report those payments on a pro rata basis. Report unallocated payments using the presumption rules above.

Rules for Non-U.S. Payers

Non-U.S. payers (foreign persons that are not U.S. payers) generally have the same reporting obligations as U.S. payers. A U.S. payer is anyone who is:

- A U.S. person,
- Any U.S. governmental agency,
- A controlled foreign corporation (CFC),
- A foreign partnership that has one or more U.S. partners who, in the aggregate, hold more than 50 percent of the gross income derived from the conduct of a U.S. trade or business,
- A foreign person who owns 50 percent or more of the gross income that is effectively connected with a U.S. trade or business, or
- A U.S. branch of a foreign bank or a foreign insurance company.

For more information, see Regulations section 1.6049-5(c)(5).

Exceptions. The following payments are not subject to reporting by a non-U.S. payer.

1. A foreign source reportable payment paid outside the U.S. For example, see Regulations section 1.6049-5(b)(6).

2. Gross proceeds from a sale effected outside the U.S. See Regulations section 1.6045-1(a).

3. An NQI or QI that provides another payer all the information sufficient for that payer to complete Form 1099 reporting. For example, see Regulations section 1.6049-5(b)(14). However, if an NQI or QI does not provide sufficient information for another payer to report a payment on Form 1099, the intermediary must report the payment.

Rules for Reporting Payments Initially Reported on Form 1042-S

If an NQI or QI receives a Form 1042-S made out to an "unknown recipient" and the NQI or QI has actual knowledge that the payee of the income is a U.S. nonexempt recipient, it must file a Form 1099 even if the payment has been subject to withholding by another payer. The NQI or QI reports the amount withheld by the other payer on Form 1099 as federal income tax withheld.

Definitions

Foreign intermediary. A foreign intermediary is any person who is not a U.S. person and acts as a custodian, broker, nominee, or otherwise as an agent for another person, regardless of whether that other person is the beneficial owner of the amount paid, a flow-through entity, or another intermediary. The intermediary can be a qualified intermediary or a nonqualified intermediary.

Qualified intermediary (QI). A qualified intermediary is a person that is a party to a withholding agreement with the IRS and is:

- A foreign financial institution or a foreign clearing organization (other than a U.S. branch or U.S. office of the institution or organization),
- A foreign branch or office of a U.S. financial institution or a foreign branch or office of a U.S. clearing organization,
- A foreign corporation for purposes of presenting claims of benefits under an income tax treaty on behalf of its shareholders, or
- Any other person the IRS accepts as a qualified intermediary and who enters into a withholding agreement with the IRS.

For details on QI agreements, see:

- Rev. Proc. 2000-12 on page 387 of Internal Revenue Bulletin 2000-4 at www.irs.gov/pub/irs-irbs/irb00-4.pdf;
- Modified by Rev. Proc. 2003-64, Section 4A (Appendix 3), on page 306 of Internal Revenue Bulletin 2003-32 at www.irs.gov/pub/irs-irbs/irb03-32.pdf;
- Further modified by Rev. Proc. 2004-21 on page 702 of Internal Revenue Bulletin 2004-14 at www.irs.gov/pub/irs-irbs/irb04-14.pdf; and
- Also see Rev. Proc. 2005-77 which amends the final withholding partnership and withholding foreign trust agreements by expanding the availability of simplified documentation, reporting, and withholding procedures, further modifying Rev. Proc. 2003-64. Rev. Proc. 2005-77 is available on page 1176 of Internal Revenue Bulletin 2005-51 at www.irs.gov/pub/irs-irbs/irb05-51.pdf.



Generally, a branch of a financial institution may not operate as a QI after December 31, 2006, in a country that does not have approved know-your-customer (KYC) rules. Branches of financial institutions that operate in non-KYC approved jurisdictions will be required to act as nonqualified intermediaries after December 31, 2006, or after December 31, 2007, if an extension to operate as a QI was approved by the IRS. For additional information, see Notice 2006-35 on page 708 of Internal Revenue Bulletin 2006-14 at www.irs.gov/pub/irs-irbs/irb06-14.pdf.

Nonqualified intermediary (NQI). A nonqualified intermediary is any intermediary that is not a U.S. person and that is not a qualified intermediary.

Foreign flow-through entity (FTE). A flow-through entity is a foreign partnership (other than a withholding foreign partnership), a foreign simple trust or foreign grantor trust (other than a withholding foreign trust), or, for payments for which a reduced rate of withholding is claimed under an income tax treaty, any entity to the extent the entity is considered to be fiscally transparent under section 894 with respect to the payment by an interest holder's jurisdiction.

Withholding foreign partnership or withholding foreign trust. A withholding foreign partnership or withholding foreign trust is a foreign partnership or a foreign simple or grantor trust that has entered into a withholding agreement with the IRS in which it agrees to assume primary withholding responsibility for all payments that are made to it for its partners, beneficiaries, or owners. See Rev. Proc. 2003-64 as amended by Rev. Proc. 2004-21, for procedures for entering into a withholding foreign partnership or trust agreement.

Nonwithholding foreign partnership, simple trust, or grantor trust. A nonwithholding foreign partnership is any foreign partnership other than a withholding foreign partnership. A nonwithholding foreign simple trust is any foreign simple trust that is not a withholding foreign trust. A nonwithholding foreign grantor trust is any foreign grantor trust that is not a withholding foreign trust.

Fiscally transparent entity. An entity is treated as fiscally transparent with respect to an item of income to the extent that the interest holders in the entity must, on a current basis, take into account separately their shares of an item of income paid to the entity, whether or not distributed, and must determine the character of the items of income as if they were realized directly from the sources from which they were realized by the entity. For example, partnerships, common trust funds, and simple trusts or grantor trusts are generally considered to be fiscally transparent with respect to items of income received by them.

T. How To Get Tax Help

Information Reporting Customer Service Site

If you have questions about reporting on Forms 1096, 1098, 1099, 5498, W-2, W-2G, and W-3, you may call a toll-free number, 1-866-455-7438. You may still use the original telephone number, 304-263-8700 (not toll free). For TTY/TDD equipment, call 304-267-3367 (not toll free). The hours of operation for the call site are Monday through Friday from 8:30 a.m. to 4:30 p.m., Eastern time.

Other tax-related matters. For other tax information related to business returns or accounts, call 1-800-829-4933.

If you have access to TTY/TDD equipment, call 1-800-829-4059 to ask tax account questions or to order forms and publications.

Internal Revenue Bulletin

The Internal Revenue Bulletin (IRB), published weekly, contains newly issued regulations, notices, announcements, legislation, court decisions, and other items of general interest. You may find this publication useful to keep you up to date with current developments. See *How To Get Forms, Publications, and Other Assistance* on this page.

Contacting Your Taxpayer Advocate

The Taxpayer Advocate Service (TAS) is an independent organization within the IRS whose employees assist taxpayers who are experiencing economic harm, who are seeking help in resolving tax problems that have not been resolved through normal channels, or who believe that an IRS system or procedure is not working as it should.

You can contact the TAS by calling the TAS toll-free case intake line at 1-877-777-4778 or TTY/TDD 1-800-829-4059 to see if you are eligible for assistance. You can also call or write to your local taxpayer advocate, whose phone number and address are listed in your local telephone directory and in Publication 1546, Taxpayer Advocate Service – Your Voice at the IRS. You can file Form 911, Request for Taxpayer Advocate Service Assistance (And Application for Taxpayer Assistance Order), or ask an IRS employee to complete it on your behalf. For more information, go to www.irs.gov/advocate.

Taxpayer Advocacy Panel (TAP). The TAP listens to taxpayers, identifies taxpayer issues, and makes suggestions for improving IRS services and customer satisfaction. If you have suggestions for improvements, contact the TAP, toll free at 1-888-912-1227 or go to www.improveirs.org.

How To Get Forms, Publications, and Other Assistance



Because the IRS processes paper forms by machine (optical character recognition equipment), you cannot file with the IRS Form 1096 or Copy A of Forms 1098, 1099, or 5498 that you print from the IRS website or the CD.

Free Tax Services

To find out what services are available, get Publication 910, IRS Guide to Free Tax Services. It contains a list of free tax publications and describes other free tax information services, including tax education and assistance programs and a list of TeleTax topics.

Accessible versions of IRS published products are available on request in a variety of alternative formats for people with disabilities.

Mail. You can send your order for forms, instructions, and publications to the address below. You should receive a response within 10 days after your request is received.

National Distribution Center
P.O. Box 8903
Bloomington, IL 61702-8903

Internet. You can access the IRS website 24 hours a day, 7 days a week, at www.irs.gov to:

- Access commercial tax preparation and *e-file* services.
- Download forms, instructions, and publications.
- Order IRS products online.
- Research your tax question online.
- Search publications online by topic or keyword.
- View Internal Revenue Bulletins (IRBs) published in the last few years.
- Sign up to receive local and national tax news by email.

CD/DVD for Tax Products. You can order Publication 1796, IRS Federal Tax Products CD/DVD, and obtain:

- Current-year forms, instructions, and publications.
- Prior-year forms, instructions, and publications.
- Bonus: Historical Tax Products DVD — Ships with the final release.
- Tax Map: An electronic research tool and finding aid.
- Tax Law frequently asked questions (FAQs).
- Tax Topics from the IRS telephone response system.
- Fill-in, print, and save features for most tax forms.
- Internal Revenue Bulletins.
- Toll-free and email technical support.
- The CD is released twice during the year.
 - The first release will ship the beginning of January.
 - The final release will ship the beginning of March.

Purchase the CD/DVD from National Technical Information Service at www.irs.gov/cdorders for \$35 (no handling fee) or call **1-877-CDFORMS** (1-877-233-6767) toll-free to buy the CD/DVD for \$35 (plus a \$5 handling fee). Price is subject to change.

Phone. Many services are available by phone.

- **Ordering forms, instructions, and publications.** Call 1-800-829-3676 to order current-year forms, instructions, and publications, and prior-year forms and instructions. You should receive your order within 10 days.
- **TTY/TDD equipment.** If you have access to TTY/TDD equipment, call 1-800-829-4059 to ask tax questions or to order forms and publications.

Evaluating the quality of our telephone services. To ensure IRS representatives give accurate, courteous, and professional answers, we use several methods to evaluate the quality of our telephone services. One method is for a second IRS representative to listen in on or record random telephone calls. Another is to ask some callers to complete a short survey at the end of the call.

Privacy Act and Paperwork Reduction Act Notice. We ask for the information on these forms to carry out the Internal Revenue laws of the United States. You are required to give us the information. We need it to figure and collect the right amount of tax.

Sections 170(f)(12), 199, 220(h), 223, 408, 408A, 529, 530, 6041, 6041A, 6042, 6043, 6044, 6045, 6047, 6049, 6050A, 6050B, 6050D, 6050E, 6050H, 6050J, 6050N, 6050P, 6050Q, 6050R, 6050S, 6050T, and their regulations require you to file an information return with the IRS and furnish a statement to recipients. Section 6109 and its regulations require you to provide your taxpayer identification number on what you file.

Routine uses of this information include giving it to the Department of Justice for civil and criminal litigation, and to cities, states, and the District of Columbia for use in administering their tax laws. We may also disclose this information to other countries under a tax treaty, to federal and state agencies to enforce federal nontax criminal laws, or to federal law enforcement and intelligence agencies to combat terrorism. If you fail to provide this information in a timely manner, you may be subject to penalties.

You are not required to provide the information requested on a form that is subject to the Paperwork Reduction Act unless the form displays a valid OMB control number. Books or records relating to a form or its instructions must be retained as long as their contents may become material in the administration of any Internal Revenue law. Generally, tax returns and return information are confidential, as required by section 6103.

The time needed to complete and file the following forms will vary depending on individual circumstances. The estimated average times are:

1096	13 minutes
1098	7 minutes

1098-C	15 minutes
1098-E	7 minutes
1098-T	13 minutes
1099-A	9 minutes
1099-B	20 minutes
1099-C	10 minutes
1099-CAP*	11 minutes
1099-DIV	18 minutes
1099-G	11 minutes
1099-H	18 minutes
1099-INT	13 minutes
1099-LTC	13 minutes
1099-MISC	16 minutes
1099-OID	12 minutes
1099-PATR	15 minutes
1099-Q	11 minutes
1099-R	18 minutes
1099-S	8 minutes
1099-SA	8 minutes
5498	12 minutes
5498-ESA	7 minutes
5498-SA	10 minutes
W-2G	18 minutes

* Privacy Act does not pertain to this form.

If you have comments concerning the accuracy of these time estimates or suggestions for making these forms simpler, we would be happy to hear from you. You can write to the Internal Revenue Service, Tax Products Coordinating Committee, SE:W:CAR:MP:T:T:SP, 1111 Constitution Ave. NW, IR-6526, Washington, DC 20224. Do not send these forms to this address. Instead, see part D on page 4.

Guide to Information Returns (If any date shown falls on a Saturday, Sunday, or legal holiday, the due date is the next business day.)

Form	Title	What to Report	Amounts to Report	Due Date	
				To IRS	To Recipient (unless indicated otherwise)
1042-S	Foreign Person's U.S. Source Income Subject to Withholding	Income such as interest, dividends, royalties, pensions and annuities, etc., and amounts withheld under Chapter 3. Also, distributions of effectively connected income by publicly traded partnerships or nominees.	See form instructions	March 15	March 15
1098	Mortgage Interest Statement	Mortgage interest (including points) and certain mortgage insurance premiums you received in the course of your trade or business from individuals and reimbursements of overpaid interest.	\$600 or more	February 28*	(To Payer/Borrower) January 31
1098-C	Contributions of Motor Vehicles, Boats, and Airplanes	Information regarding a donated motor vehicle, boat, or airplane.	Gross proceeds of more than \$500	February 28*	(To Donor) 30 days from date of sale or contribution
1098-E	Student Loan Interest Statement	Student loan interest received in the course of your trade or business.	\$600 or more	February 28*	January 31
1098-T	Tuition Statement	Qualified tuition and related expenses, reimbursements or refunds, and scholarships or grants (optional).	See instructions	February 28*	January 31
1099-A	Acquisition or Abandonment of Secured Property	Information about the acquisition or abandonment of property that is security for a debt for which you are the lender.	All amounts	February 28*	(To Borrower) January 31
1099-B	Proceeds From Broker and Barter Exchange Transactions	Sales or redemptions of securities, futures transactions, commodities, and barter exchange transactions.	All amounts	February 28*	January 31**
1099-C	Cancellation of Debt	Cancellation of a debt owed to a financial institution, the Federal Government, a credit union, RTC, FDIC, NCUA, a military department, the U.S. Postal Service, the Postal Rate Commission, or any organization having a significant trade or business of lending money.	\$600 or more	February 28*	January 31
1099-CAP	Changes in Corporate Control and Capital Structure	Information about cash, stock, or other property from an acquisition of control or the substantial change in capital structure of a corporation.	Amounts of stock or property valued at \$100 million or more	February 28*	(To Shareholders) January 31
1099-DIV	Dividends and Distributions	Distributions, such as dividends, capital gain distributions, or nontaxable distributions, that were paid on stock and liquidation distributions.	\$10 or more, except \$600 or more for liquidations	February 28*	January 31**
1099-G	Certain Government Payments	Unemployment compensation, state and local income tax refunds, agricultural payments, and taxable grants.	\$10 or more for refunds and unemployment	February 28*	January 31
1099-H	Health Coverage Tax Credit (HCTC) Advance Payments	Health insurance premiums paid on behalf of certain individuals.	All amounts	February 28*	January 31
1099-INT	Interest Income	Interest income.	\$10 or more (\$600 or more in some cases)	February 28*	January 31**
1099-LTC	Long-Term Care and Accelerated Death Benefits	Payments under a long-term care insurance contract and accelerated death benefits paid under a life insurance contract or by a viatical settlement provider.	All amounts	February 28*	January 31
1099-MISC	Miscellaneous Income (Also, use to report direct sales of \$5,000 or more of consumer goods for resale.)	Rent or royalty payments; prizes and awards that are not for services, such as winnings on TV or radio shows.	\$600 or more, except \$10 or more for royalties	February 28*	January 31**
		Payments to crew members by owners or operators of fishing boats including payments of proceeds from sale of catch.	All amounts		
		Section 409A deferrals and income from nonqualified deferred compensation plans.	All amounts (\$600 or more if deferrals)		
		Payments to a physician, physicians' corporation, or other supplier of health and medical services. Issued mainly by medical assistance programs or health and accident insurance plans.	\$600 or more		
		Payments for services performed for a trade or business by people not treated as its employees. Examples: fees to subcontractors or directors and golden parachute payments.	\$600 or more		
		Fish purchases paid in cash for resale.	\$600 or more		
		Substitute dividends and tax-exempt interest payments reportable by brokers.	\$10 or more		
		Crop insurance proceeds.	\$600 or more		
		Gross proceeds paid to attorneys.	\$600 or more		
1099-OID	Original Issue Discount	Original issue discount.	\$10 or more	February 28*	January 31**
1099-PATR	Taxable Distributions Received From Cooperatives	Distributions from cooperatives passed through to their patrons including any domestic production activities deduction and certain pass-through credits.	\$10 or more	February 28*	January 31

*The due date is March 31 if filed electronically.

**The due date is March 15 for reporting by trustees and middlemen of WHFITs.

Guide to Information Returns *(Continued)*

Form	Title	What to Report	Amounts to Report	Due Date	
				To IRS	To Recipient (unless indicated otherwise)
1099-Q	Payments From Qualified Education Programs (Under Sections 529 and 530)	Earnings from qualified tuition programs and Coverdell ESAs.	All amounts	February 28*	January 31
1099-R	Distributions From Pensions, Annuities, Retirement or Profit-Sharing Plans, IRAs, Insurance Contracts, etc.	Distributions from retirement or profit-sharing plans, any IRA, insurance contracts, and IRA recharacterizations.	\$10 or more	February 28*	January 31
1099-S	Proceeds From Real Estate Transactions	Gross proceeds from the sale or exchange of real estate and certain royalty payments.	Generally, \$600 or more	February 28*	January 31
1099-SA	Distributions From an HSA, Archer MSA, or Medicare Advantage MSA	Distributions from an HSA, Archer MSA, or Medicare Advantage MSA.	All amounts	February 28*	January 31
5471	Information Return of U.S. Person With Respect To Certain Foreign Corporations	U.S. persons who are officers, directors, or shareholders in certain foreign corporations report information as required by sections 6038 and 6046.	See form instructions	Due date of income tax return	None
5472	Information Return of a 25% Foreign-Owned U.S. Corporation or a Foreign Corporation Engaged in a U.S. Trade or Business	Reportable transactions that occur during the tax year of a reporting corporation with a foreign or domestic related party.	See form instructions	Due date of income tax return	None
5498	IRA Contribution Information	Contributions (including rollover contributions) to any individual retirement arrangement (IRA) including a SEP, SIMPLE, and Roth IRA; Roth conversions; IRA recharacterizations; and the fair market value (FMV) of the account.	All amounts	May 31	(To Participant) For FMV/RMD Jan 31; For contributions, May 31
5498-ESA	Coverdell ESA Contribution Information	Contributions (including rollover contributions) to a Coverdell ESA.	All amounts	May 31	April 30
5498-SA	HSA, Archer MSA, or Medicare Advantage MSA Information	Contributions to an HSA (including transfers and rollovers) or Archer MSA and the fair market value of an HSA, Archer MSA, or Medicare Advantage MSA.	All amounts	May 31	(To Participant) May 31
8027	Employer's Annual Information Return of Tip Income and Allocated Tips	Receipts from large food or beverage operations, tips reported by employees, and allocated tips.	See separate instructions	Last day of February*	Allocated tips are shown on Form W-2, due January 31
8300 (IRS/FinCen form)	Report of Cash Payments Over \$10,000 Received in a Trade or Business	Payments in cash (including certain monetary instruments) or foreign currency received in one transaction, or two or more related transactions, in the course of a trade or business. Does not apply to banks and financial institutions filing FinCen Form 104, and casinos that are required to report such transactions on FinCen Form 103 or, generally, to transactions outside the United States.	Over \$10,000	15 days after date of transaction	(To Payer) January 31
8308	Report of a Sale or Exchange of Certain Partnership Interests	Sale or exchange of a partnership interest involving unrealized receivables or inventory items under section 751(a).	(Transaction only)	Generally, attach to Form 1065 or 1065-B	(To Transferor and Transferee) January 31
W-2G	Certain Gambling Winnings	Gambling winnings from horse racing, dog racing, jai alai, lotteries, keno, bingo, slot machines, sweepstakes, wagering pools, poker tournaments, etc.	Generally, \$600 or more; \$1,200 or more from bingo or slot machines; \$1,500 or more from keno	February 28*	January 31
104 (FinCen form)	Currency Transaction Report	Each deposit, withdrawal, exchange of currency, or other payment or transfer by, through, or to financial institutions (other than casinos) or the U.S. Postal Service.	Over \$10,000	15 days after date of transaction	Not required
926	Return by a U.S. Transferor of Property to a Foreign Corporation	Certain transfers of tangible and intangible property to a foreign corporation as required by section 6038B.	See form instructions	Attach to tax return	None
W-2	Wage and Tax Statement	Wages, tips, other compensation; social security, Medicare, withheld income taxes; and advance earned income credit (EIC) payments. Include bonuses, vacation allowances, severance pay, certain moving expense payments, some kinds of travel allowances, and third-party payments of sick pay.	See separate instructions	To SSA Last day of February*	To Recipient January 31
TD F 90-22.1	Report of Foreign Bank and Financial Accounts	Financial interest in or signature or other authority over a foreign bank account, securities account, or other financial account.	Over \$10,000	To Treasury Dept. June 30	To Recipient None

*The due date is March 31 if filed electronically.

Types of Payments

Below is an alphabetic list of some payments and the forms to file and report them. However, it is not a complete list of all payments, and the absence of a payment from the list does not indicate that the payment is not reportable. For instructions on a specific type of payment, see the separate instructions in the form(s) listed.

Type of Payment	Report on Form	Type of Payment	Report on Form
Abandonment	1099-A	Income attributable to domestic production activities, deduction for	1099-PATR
Accelerated death benefits	1099-LTC	Income tax refunds, state and local	1099-G
Acquisition of control	1099-CAP	Indian gaming profits paid to tribal members	1099-MISC
Advance earned income credit	W-2	Interest income	1099-INT
Advance health insurance payments	1099-H	Tax-exempt	1099-INT
Agriculture payments	1099-G	Interest, mortgage	1098
Allocated tips	W-2	IRA contributions	5498
Alternate TAA payments	1099-G	IRA distributions	1099-R
Annuities	1099-R	Life insurance contract distributions	1099-R, 1099-LTC
Archer MSAs:		Liquidation, distributions in	1099-DIV
Contributions	5498-SA	Loans, distribution from pension plan	1099-R
Distributions	1099-SA	Long-term care benefits	1099-LTC
Attorney, fees and gross proceeds	1099-MISC	Medicare Advantage MSAs:	
Auto reimbursements, employee	W-2	Contributions	5498-SA
Auto reimbursements, nonemployee	1099-MISC	Distributions	1099-SA
Awards, employee	W-2	Medical services	1099-MISC
Awards, nonemployee	1099-MISC	Mileage, employee	W-2
Barter exchange income	1099-B	Mileage, nonemployee	1099-MISC
Bonuses, employee	W-2	Military retirement	1099-R
Bonuses, nonemployee	1099-MISC	Mortgage insurance premiums	1098
Broker transactions	1099-B	Mortgage interest	1098
Cancellation of debt	1099-C	Moving expense	W-2
Capital gain distributions	1099-DIV	Nonemployee compensation	1099-MISC
Car expense, employee	W-2	Nonqualified deferred compensation:	
Car expense, nonemployee	1099-MISC	Beneficiary	1099-R
Changes in capital structure	1099-CAP	Employee	W-2
Charitable gift annuities	1099-R	Nonemployee	1099-MISC
Commissions, employee	W-2	Original issue discount (OID)	1099-OID
Commissions, nonemployee	1099-MISC	Patronage dividends	1099-PATR
Commodities transactions	1099-B	Pensions	1099-R
Compensation, employee	W-2	Points	1098
Compensation, nonemployee	1099-MISC	Prizes, employee	W-2
Contributions of motor vehicles, boats, and airplanes	1098-C	Prizes, nonemployee	1099-MISC
Cost of current life insurance protection	1099-R	Profit-sharing plan	1099-R
Coverdell ESA contributions	5498-ESA	Punitive damages	1099-MISC
Coverdell ESA distributions	1099-Q	Qualified plan distributions	1099-R
Crop insurance proceeds	1099-MISC	Qualified tuition program payments	1099-Q
Damages	1099-MISC	Real estate transactions	1099-S
Death benefits	1099-R	Recharacterized IRA contributions	1099-R, 5498
Accelerated	1099-LTC	Refund, state and local tax	1099-G
Debt cancellation	1099-C	Rents	1099-MISC
Dependent care payments	W-2	Retirement	1099-R
Direct rollovers	1099-Q, 1099-R, 5498	Roth conversion IRA contributions	5498
Direct sales of consumer products for resale	1099-MISC	Roth conversion IRA distributions	1099-R
Directors' fees	1099-MISC	Roth IRA contributions	5498
Discharge of indebtedness	1099-C	Roth IRA distributions	1099-R
Dividends	1099-DIV	Royalties	1099-MISC
Donation of motor vehicle	1098-C	Timber, pay-as-cut contract	1099-S
Education loan interest	1098-E	Sales:	
Employee business expense reimbursement	W-2	Real estate	1099-S
Employee compensation	W-2	Securities	1099-B
Excess deferrals, excess contributions, distributions of	1099-R	Section 1035 exchange	1099-R
Fees, employee	W-2	SEP contributions	W-2, 5498
Fees, nonemployee	1099-MISC	SEP distributions	1099-R
Fishing boat crew members proceeds	1099-MISC	Severance pay	W-2
Fish purchases for cash	1099-MISC	Sick pay	W-2
Foreclosures	1099-A	SIMPLE contributions	W-2, 5498
Foreign persons' income	1042-S	SIMPLE distributions	1099-R
401(k) contributions	W-2	Student loan interest	1098-E
404(k) dividend	1099-DIV	Substitute payments in lieu of dividends or tax-exempt interest	1099-MISC
Gambling winnings	W-2G	Supplemental unemployment	W-2
Golden parachute, employee	W-2	Tax refunds, state and local	1099-G
Golden parachute, nonemployee	1099-MISC	Tips	W-2
Grants, taxable	1099-G	Tuition	1098-T
Health care services	1099-MISC	Unemployment benefits	1099-G
Health insurance advance payments	1099-H	Vacation allowance, employee	W-2
Health savings accounts:		Vacation allowance, nonemployee	1099-MISC
Contributions	5498-SA	Wages	W-2
Distributions	1099-SA		

Index

A		H		Q	
Account number box	9	Help	15	Qualified settlement funds	3
B		I		S	
Backup withholding	2, 11, 12	Information returns, other	4	State and local tax departments	4
C		K		Statement mailing requirements	9, 10
Corporations, payments to	13	Keeping copies	5	Statements to recipients	2, 9, 10
Corrected returns, how to file	6	L		Substitute forms	2, 6, 9, 10
D		Limited liability company (LLC)	8, 9	Successor/predecessor reporting	3
Due dates	4, 5, 10	Logos or substitute statements	9-10	T	
E		M		Taxpayer Advocate	15
Electronic reporting	5	Mailing forms	5	Taxpayer identification number	8, 11
Extension to file	4	N		Telephone numbers on statements	9
Extension to furnish statements	11	Names, TINs, etc.	8	TIN Matching	2
F		Nominee/middleman	3	Transmitters, paying agents, etc.	5
Filing returns	5	O		V	
FIRE System	5	Ordering forms	15	Void returns	8
Foreign intermediaries, payments made through	13	P		W	
Foreign person, payment to	3	Paper document reporting	6	What's New	1
Form 1096	2, 5	Partnerships, payments to	13	When to file	4, 5
Form 945	12	Payee statements	2, 9, 10	When to furnish statements	10
Form W-9	8	Payments made through foreign intermediaries	14	Where to file	4
Forms, how to get	15	Penalties	6, 12	Who must file	3, 5
G		Private delivery services	4	Widely held fixed investment trusts	3
Grantor trusts	13			Withholding, backup	2, 11, 12

■