

ATTACHMENT AH

Form Approved
OMB No. 0920-XXXX
Exp. Date xx/xx/20xx

Differential Abilities Scale, Second Edition

Differential Abilities Scale, Second Edition (DAS-2)

Public reporting burden of this collection of information is estimated to average 30 minutes per response, including the time for reviewing instructions, searching existing data sources, gathering and maintaining the data needed and completing and reviewing the collection of information. An agency may not conduct or sponsor, and a person is not required to respond to a collection of information unless it displays a currently valid OMB control number. Send comments regarding this burden estimate or any other aspect of this collection of information, including suggestions for reducing this burden to CDC/ATSDR Information Collection Review Office, 1600 Clifton Road NE, MS D-74, Atlanta, Georgia 30333; ATTN: PRA (0920-XXXX).

Differential Ability Scales®

Second Edition

Early Years Record Form

Name _____
 Age _____ YEARS _____ MONTHS
 Examiner _____

	Year	Month	Day
Date of Testing			
Date of Birth			
Age at Testing			

(Disregard the Days)

Verbal Comprehension

Materials	Suggested Start Points	Administration Points	Decision Points	Alternative Stop Point
Teddy Bear photo Box of toys Inset tray of wooden figures Nine colored chips Stimulus Book 3	Ages 2:6-3:11 Item 1 Ages 4:0-5:11 Item 6 Ages 6:0-7:11 Item 13 Ages 8:0-8:11 Item 24	You may repeat an item only once if the child asks or appears not to understand.	Fewer than 3 wrong: Continue to next decision point. Fewer than 3 right: Go Back to previous start point if applicable.	Items 1-23: 5 consecutive failures Items 24-36: 3 failures in 4 consecutive items Items 37-42: None

General Instructions	Item	Score
2:6-3:11 Teddy Bear: Show the picture of the teddy bear to the child and say: What is this? (pause) Yes, it's a teddy bear. Have a good look at it.	1 Show me teddy's eyes.	
	2 Show me teddy's mouth.	
	3 Show me teddy's arms.	
	4 Show me teddy's ears.	
	5 Show me teddy's legs.	
4:0-5:11 Toys: Take the toys out of the box and place the open box and the toys in a row in front of the child. Say: Look at these toys. (Examiner does not name toys.) After administering each item, place the toy(s) back in the row.	6 Give me the car.	
	7 Give me the horse.	
	8 Give me the watch.	
	9 Put the horse in the box.	
	10 Give me the one we draw with. (pencil)	
	11 Give me the one that shows the time. (watch)	
	12 Give me all the animals. (dog, cat, horse)	
	6:0-7:11 Inset Tray: Place the inset tray, with the figures in position, in front of the child. Say: Look at all these. Point in turn to each object in the inset tray and name the objects as follows: bridge, house, car, tree, truck, tree, child, house, child. Then say: Show me the car; stand it up. After administering each item, put the figure(s) back in the tray.	13 Put a tree behind your back.
14 Make the truck move to me.		
15 Make a child stand on the bridge.		
16 Put the car under the bridge.		
17 Make the two children face each other.		
18 When I put down the tree, pick up the car. (Pause 2 seconds before putting down tree.)		
19 Put the tree that is little next to the house that is big.		
20 While you touch the truck, give me the car.		
21 Put a house on each side of the car.		
22 Before you give me the truck, give me the little house.		
23 Put a child between the trees.		

(Use this table to calculate Ability Score on next page.)

Verbal Comprehension

Raw Score to Ability Score

Raw Score	Item Set					
	1-12	1-23	6-23	13-36	24-36	24-42
0	10(n2)	10(n2)				
1	14(n1)	14(n1)	35(n2)	78(n1)	116(n1)	112(n1)
2	24(n)	24(n)	47(n1)	88(n)	124(n)	120(n)
3	31(n)	31(n)	58(n)	95(n)	130(n)	126(n)
4	37(n)	37(n)	68(n)	100(n)	135(n)	130(n)
5	43(n)	42(n)	76(n)	106(n)	140(n)	134(n)
6	48(n)	48(n)	82(n)	110(n)	144(n)	137(n)
7	55(n)	54(n)	88(n)	115(n)	148(n)	140(n)
8	63(n)	61(n)	92(n)	119(n)	152(n)	143(n)
9	74(n)	69(n)	97(n)	123(n)	156(n)	146(n)
10	87(n)	77(n)	101(n)	127(n)	161(n)	148(n)
11	99(n)	83(n)	106(n)	130(n)	166(n)	151(n)
12		88(n)	111(n)	133(n)	175(n)	154(n)
13		92(n)	116(n)	136(n)		157(n)
14		97(n)	123(n)	139(n)		160(n)
15		101(n)	129(n)	142(n)		164(n)
16		106(n)	137(n)	145(n)		168(n)
17		111(n)	147(n)	148(n)		173(n)
18		116(n)		151(n)		182(n)
19		123(n)		154(n)		187(n)
20		129(n)		158(n)		
21		137(n)		162(n)		
22		147(n)		168(n)		
23				176(n)		
24						

(Continues on next page.)



A brand of Harcourt Assessment, Inc.
 To order, call: 1-800-211-8378

Copyright © 2007 by Harcourt Assessment, Inc., and Colin D. Elliott.
 All rights reserved. Printed in the United States of America.

3 4 5 6 7 8 9 10 11 12 B C D E

ISBN 015-4339-76-8



9 780154 339768

Item	Response	Score
	1 2 3 4	0-1
8:0-8:11 24 If Jasmine wears her coat, she doesn't zip the zipper, but she always wears her hat. Show me the picture that goes best with the story.	1 2 3 4	
25 In the summertime when Mary's father works in the yard, he puts on his shorts and shirt, but never wears a hat. Show me the picture that goes best with the story.	1 2 3 4	
26 Zachary wanted a skateboard for his birthday, but got a soccer ball instead.	1 2 3 4	
27 Rosa's mother promised to take Rosa and her friend to the zoo for a birthday treat. However, when Rosa's birthday finally arrived, it was raining. Rosa's mother smiled and said she had another plan. What do you think happened then?	1 2 3 4	
28 After lunch, Mom said to David and Rachel, "Even though it's a nice day, I want you children to help me wash all these dishes." The children got it finished really quickly. What happened then?	1 2 3 4	
29 Mom said to Khalid, "You should have put your jacket on this morning."	1 2 3 4	
30 Show me the picture where the cat was followed by the dog.	1 2 3 4	
31 Derek loved playing with his truck. One day in the park he talked with some friends about his truck. When he arrived home, he realized he had left the truck in the park. Show me what you think happened then.	1 2 3 4	
32 When Tyler's dad came home, Tyler forgot to warn him about the broken chair. Then he was really sorry about what happened. Show me what did happen.	1 2 3 4	
33 The boy Sarah waved to was sitting down.	1 2 3 4	
34 Just as Megan was leaving for school it started to rain. Her mom told her not to get wet and Megan did as she was told.	1 2 3 4	
35 John was disappointed to learn that he was not tall enough to ride the roller coaster. Show me what happened next.	1 2 3 4	
36 Madison's and Christopher's father was pleased that he had told the children never to run into the road.	1 2 3 4	

Responses are presented from the child's view.

Stimulus Book:
Open Stimulus Book 3 and place it in front of the child. Say: Listen carefully to what I say, and show me the picture in this book that goes best with the story.

Item Sets
13-36,
24-36

Chips Pretest

Colors: Child correctly identifies blue chips, red chips, and yellow chips. P / F

Shapes: Child correctly identifies square chips, circle chips, and triangle chips. P / F

Sample Put the circle farther away from you than the square.

37 Give me the chips that are blue but not round. (blue square and blue triangle)

38 Pick up the circles if they are blue or yellow. (blue circle and yellow circle)

39 Give me all the red chips except the square. (red circle and red triangle)

40 Give me not only all the red but also all the round chips. (all three red chips, yellow circle, and blue circle)

41 Give me all the chips that are neither yellow nor blue. (all three red chips)

42 Give me all the chips that are neither red nor square. (blue circle, blue triangle, yellow circle, and yellow triangle)

Item Set
24-42

Colored Chips:
Child must pass pretest items on **Colors** and **Shapes** in order to be given Items 37-42. If the child fails the Chips Pretest, discontinue the subtest.

Raw Score	<input type="text"/>
Item Set Administered	<input type="text"/> to <input type="text"/>
Ability Score	<input type="text"/>

Picture Similarities

Materials	Suggested Start Points	Administration Points	Decision Points	Alternative Stop Point
Stimulus Book 3 Picture Similarities card deck	Ages 2:6-4:5 Item 1 Ages 4:6-5:11 Item 12 Ages 6:0-8:11 Item 18	☞ = Teaching item Responses are presented from the child's view.	Fewer than 3 wrong: Continue to next decision point. Fewer than 3 right: Go Back to previous start point if applicable.	3 failures in 4 consecutive items

Item	Response	Score 0-1	Teaching Statement
2:6-4:5 ☞ 1	1 2 3 4		The card goes here because it is just like this one.
2	1 2 3 4		The card goes here because it is just like this one.
3	1 2 3 4		The card goes here because these are both cuddly toys.
4	1 2 3 4		The card goes here because both of these pictures show trees.
5	1 2 3 4		The card goes best with this picture because you wear a sock on your foot.
6	1 2 3 4		The card goes here because both of these pictures show flowers.
7	1 2 3 4		
8	1 2 3 4		
9	1 2 3 4		
10	1 2 3 4		
11	1 2 3 4		
4:6-5:11 ☞ 12	1 2 3 4		The card goes here because both things show the world.
13	1 2 3 4		The card goes here because both shapes are all black.
14	1 2 3 4		The card goes here because both shapes have four dots.
15	1 2 3 4		The card goes here because both are ways of measuring.
16	1 2 3 4		
17	1 2 3 4		
6:0-8:11 ☞ 18	1 2 3 4		The card goes here because both children are sitting down.
19	1 2 3 4		The card goes here because both shapes are divided into two parts.
20	1 2 3 4		
21	1 2 3 4		
22	1 2 3 4		
23	1 2 3 4		
24	1 2 3 4		

Item	Response	Score 0-1
25	1 2 3 4	
26	1 2 3 4	
27	1 2 3 4	
28	1 2 3 4	
29	1 2 3 4	
30	1 2 3 4	
31	1 2 3 4	
32	1 2 3 4	

Item Sets 12-32, 18-32

Raw Score

Item Set Administered to

Ability Score

Picture Similarities Raw Score to Ability Score

Raw Score	Item Set				
	1-17	1-24	12-24	12-32	18-32
0	10 (13)	10 (13)			
1	16 (11)	16 (11)	55 (11)	55 (11)	74 (11)
2	25 (8)	25 (8)	64 (8)	63 (8)	83 (8)
3	31 (7)	31 (7)	70 (7)	69 (7)	88 (7)
4	36 (7)	36 (7)	75 (7)	74 (7)	93 (7)
5	41 (7)	41 (7)	79 (7)	78 (6)	97 (6)
6	45 (6)	45 (6)	83 (6)	82 (6)	101 (6)
7	49 (6)	49 (6)	87 (6)	86 (6)	105 (6)
8	53 (6)	52 (6)	91 (6)	89 (6)	109 (6)
9	57 (6)	56 (6)	96 (7)	93 (6)	113 (6)
10	61 (6)	60 (6)	100 (7)	96 (6)	117 (6)
11	65 (6)	63 (6)	106 (8)	99 (6)	122 (7)
12	69 (7)	67 (6)	115 (11)	103 (6)	127 (7)
13	74 (7)	71 (6)		106 (6)	133 (8)
14	79 (7)	74 (6)		110 (6)	142 (11)
15	85 (8)	78 (6)		114 (6)	152 (16)
16	93 (11)	81 (6)		118 (6)	
17		85 (6)		122 (7)	
18		88 (6)		127 (7)	
19		92 (6)		133 (8)	
20		96 (7)		142 (11)	
21		101 (7)		152 (16)	
22		107 (8)			
23		115 (11)			
24					

Item Sets 1-24, 12-24

Naming Vocabulary

Materials	Suggested Start Points	Administration Points	Decision Points	Alternative Stop Point
Stimulus Book 3	Ages 2:6-4:5 Item 1 Ages 4:6-5:11 Item 8 Ages 6:0-8:11 Item 18	☞ = Teaching item	Fewer than 3 wrong: Continue to next decision point. Fewer than 3 right: Go Back to previous start point if applicable.	5 consecutive failures

Item/ Target Response	Response	Score 0-1
2:6-4:5 ☞ 1 Nose (Point to your own nose)		
2 Eye (Point to your own eye)		
3 Kitten (First item in Stimulus Book 3)		
4 Ball		
5 Shoe		
6 Fish		
7 Spoon		
4:6-5:11 ☞ 8 Chair		
9 Key		
10 Scissors		
11 Rainbow		
12 Watch		
13 Window		
14 Triangle		
15 Sink		
16 Brush		
17 Helicopter		
6:0-8:11 ☞ 18 Ring		
19 Feather		
20 Shell		
21 Chain		
22 Jar		
23 Lock		
24 Igloo		
25 Measuring cup		
26 Paper clip		
27 Thermometer		
28 Hourglass		
29 Funnel		
30 Easel		
31 Erupting (What is the volcano doing?)		
32 Rapid, Speedy, Quick (Airplanes fly very fast. Tell me another word for fast.)		
33 Summit, Peak (What is the top of a mountain called?)		
34 Ancient, Antique, Vintage (This coin is very old. Tell me another word that means old.)		

Naming Vocabulary

Raw Score to Ability Score

Raw Score	Item Set								
	1-17	1-22	1-29	8-22	8-29	8-34	18-29	18-34	
0	10(12)	10(12)	10(12)						
1	19(11)	19(11)	19(11)	44(13)	44(13)	44(13)	94(11)	94(11)	
2	28(8)	28(8)	28(8)	57(10)	57(10)	57(10)	104(9)	104(9)	
3	34(7)	34(7)	34(7)	66(9)	66(9)	66(9)	112(8)	112(8)	
4	39(7)	39(7)	38(7)	73(8)	73(8)	73(8)	119(8)	118(8)	
5	43(7)	43(7)	43(7)	79(7)	79(7)	79(7)	125(8)	125(8)	
6	48(7)	48(7)	48(7)	84(7)	84(7)	84(7)	131(8)	130(8)	
7	52(7)	52(7)	52(7)	89(7)	89(7)	89(7)	137(8)	136(8)	
8	58(7)	57(7)	58(7)	93(7)	93(7)	93(7)	144(8)	142(8)	
9	64(8)	63(8)	63(8)	98(7)	97(7)	97(7)	151(9)	148(8)	
10	70(8)	69(8)	69(8)	102(7)	102(7)	102(7)	161(11)	154(8)	
11	76(8)	75(7)	75(7)	107(7)	106(7)	106(7)	176(14)	160(8)	
12	82(8)	80(7)	80(7)	113(8)	111(7)	111(7)		167(8)	
13	87(8)	85(7)	85(7)	120(9)	116(7)	116(7)		174(8)	
14	93(8)	89(7)	89(7)	129(11)	121(7)	121(7)		181(9)	
15	100(9)	94(7)	93(8)		126(7)	126(7)		189(9)	
16	109(11)	98(7)	98(8)		132(8)	131(7)		198(11)	
17		102(7)	102(7)		137(8)	136(7)		214(16)	
18		107(7)	106(7)		144(8)	142(8)			
19		113(8)	111(7)		151(9)	148(8)			
20		120(9)	116(7)		161(11)	154(8)			
21		129(11)	121(7)		176(14)	160(8)			
22			126(7)			167(8)			
23			132(8)			174(8)			
24			137(8)			181(9)			
25			144(8)			189(9)			
26			151(9)			198(11)			
27			161(11)			214(16)			
28			176(14)						
29									


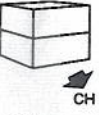

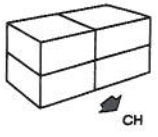

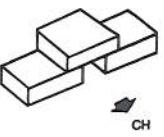
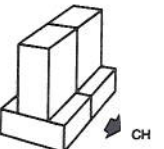
Raw Score	<input type="text"/>
Item Set Administered	<input type="text"/> to <input type="text"/>
Ability Score	<input type="text"/>

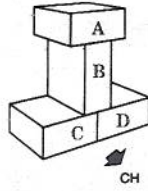
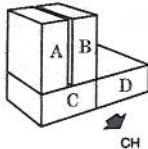
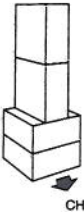
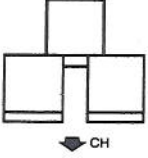
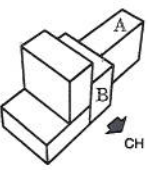
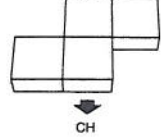
Pattern Construction—Set A

Materials	Administration Points	Decision Points	Time Limit	Standard Scoring Rules
Eight natural-finish wooden blocks	Arrows on diagrams indicate the child's location relative to the model. Items are presented from the child's view.	Fewer than 4 consecutive failures in Set A, proceed to Set B.	None	All blocks are correctly positioned. Vertical structure stands for at least 3 seconds. Overlaps and gaps between blocks are no greater than 1/4".
Suggested Start Points				
Ages 2:6–3:5 Item 1				

Set A

Alternative Procedure—Sets A, B, & C			
Scoring	Suggested Start Points		Decision Point
For items with 2 trials: Score 2 points for a correct response on the first trial; 1 point for a correct response on the second trial.	Ages 2:6–3:5	Item 1	Item 12 or 19
	Ages 3:6–6:11	Sample A, Item 13	Item 22 or 28
	Ages 7:0–12:11	Sample C, Item 20	Item 32 or 35
	Ages 13:0–17:11	Sample D, Item 26	Item 35 or 38

Item	Scoring Rules	Score								
2:6–3:5 1 Trial 1 	See Manual for scoring rules.	2								
	Trial 2 	See Manual for scoring rules.	1 0							
2 	See Manual for scoring rules. Record number of successfully stacked blocks: <table border="1" data-bbox="435 1108 701 1192"> <tr> <td>Score</td> <td>0</td> <td>1</td> <td>2</td> </tr> <tr> <td>Child Stacks</td> <td>0–3</td> <td>4–7</td> <td>8</td> </tr> </table>	Score	0	1	2	Child Stacks	0–3	4–7	8	2 1 0
Score	0	1	2							
Child Stacks	0–3	4–7	8							
3 	Standard scoring rules apply.	1 0								
4 	Standard scoring rules apply.	1 0								
5 	Standard scoring rules apply.	1 0								
6 	Standard scoring rules apply.	1 0								

Item	Scoring Rules	Score
7 	Standard scoring rules PLUS: • Block B overlaps both blocks C and D	1 0
8 	Standard scoring rules PLUS: • Blocks A and B both rest on C; and • No more than half of B rests on D	1 0
9 	Standard scoring rules apply.	1 0
10 	Standard scoring rules apply. Note: blocks lying flat	1 0
11 	Standard scoring rules PLUS: • Block A roughly at center of block B (1/4" or more from edges of B)	1 0
12 	Standard scoring rules PLUS: • Edges line up evenly (within 1/4") Note: blocks lying flat	1 0

Pattern Construction—Sets B and C

Materials	Suggested Start Points	Administration Points	Decision Points	Alternative Stop Point	Recording and Scoring
Set B Stimulus Book 2 Six black-and-yellow crepe foam squares	Ages 3:6–6:11 Sample A, then Item 13	Items are presented from the child's view. On items with 2 trials, do not give a second trial if the child passes the first.	Fewer than 3 items with less than maximum score: Continue to next decision point. Fewer than 3 first-trial passes: Go Back to previous start point if applicable.	4 first-trial failures in 5 consecutive items	For each item: Record Completion Time. Record pass (P) or fail (F). If P, give score based on response time. Do not fail a pattern that is rotated but otherwise correct.
Set C Stimulus Book 1 Nine black-and-yellow plastic blocks Stopwatch (for both sets)	Ages 7:0–12:11 Sample C, then Item 20 Ages 13:0–17:11 Sample D, then Item 26	Alternative Procedure If using the alternative procedure, use the shaded column to record item scores.	Do not count scores on Sample Items A, B, C, or D when applying decision point criteria.	Time Limit See item-specific time limits with each item.	

Set B (foam squares; Stimulus Book 2)

Item	Child's View	Incorrect	Time (Limit)	P/F	Alt. Score	Score for Response Time	Score (Circle one)			
3:6–6:11 A	Trial 1 Model			(30")						
	Trial 2 Model, Demonstration			(30")						
13	Trial 1 Model, Picture			(30")	2	[Shaded Area]	2			
	Trial 2 Model, Picture, Demonstration			(30")	1 0		1 0			
B	Trial 1 Picture			(30")						
	Trial 2 Picture, Demonstration			(30")						
14	Trial 1 Picture, Demonstration			(30")	2	1-8	9-30	31+		
	Trial 2 Picture, Demonstration			(30")	1 0		1-30	31+		
15	Picture			(45")	2 0	1-9	10-15	16-45	46+	
16	Trial 1 Picture, Demonstration			(45")	2	1-15	16-45	46+		
	Trial 2 Picture, Demonstration			(45")	1 0		1-45	46+		
17	Picture			(60")	2 0	1-15	16-20	21-30	31-60	61+
18	Picture			(60")	2 0	1-15	16-20	21-30	31-60	61+
19	Picture			(60")	2 0	1-15	16-25	26-40	41-60	61+

(Continues on next page.) Item Sets 1-19, 13-19

Set C (plastic blocks; Stimulus Book 1)

7:0-12:11

Item		Child's View	Incorrect	Time (Limit)	P/F	Score for Response Time						Score 0-4
						Alt. Score	4	3	2	1	0	
C	Trial 1	Model, Picture			(30")							
	Trial 2	Model, Picture, Demonstration		(30")								
20	Trial 1	Picture			(30")	2	1-4	5-8	9-30			31+
	Trial 2	Picture, Demonstration		(30")	1 0					1-30		31+
21	Trial 1	Picture			(30")	2	1-4	5-8	9-30			31+
	Trial 2	Picture, Demonstration		(30")	1 0					1-30		31+
22	Picture			(30")	2 0		1-4	5-8	9-12	13-30		31+
23	Picture			(30")	2 0		1-4	5-8	9-12	13-30		31+
24	Picture			(45")	2 0		1-4	5-8	9-12	13-45		46+
25	Picture			(45")	2 0		1-4	5-8	9-12	13-45		46+

Item Set 13-22

13:0-17:11

Item		Child's View	Incorrect	Time (Limit)	P/F	Score for Response Time						Score 0-5	
						Alt. Score	5	4	3	2	1	0	
D	Trial 1	Picture, Demonstration			(60")								
	Trial 2	Picture, Demonstration		(60")									
26	Trial 1	Picture			(60")	2	1-10	11-15	16-22	23-60		61+	
	Trial 2	Picture, Demonstration		(60")	1 0						1-60	61+	
27	Trial 1	Picture			(90")	2	1-14	15-22	23-40	41-90		91+	
	Trial 2	Picture, Demonstration		(90")	1 0						1-90	91+	
28	Picture			(90")	2 0	1-12	13-17	18-25	26-45	46-90		91+	

Item Sets 13-28, 26-28

Item	Child's View	incorrect	Time (Limit)	P/F	Alt. Score	Score for Response Time						Score 0-5
						5	4	3	2	1	0	
29	Picture			(90")	2 0	1-12	13-17	18-25	26-45	46-90	91 +	
30	Picture			(90")	2 0	1-12	13-17	18-25	26-45	46-90	91 +	
31	Picture			(90")	2 0	1-12	13-17	18-25	26-45	46-90	91 +	
32	Picture			(90")	2 0	1-12	13-17	18-25	26-45	46-90	91 +	
33	Picture			(120")	2 0	1-30	31-40	41-50	51-80	81-120	121 +	Item Sets 20-32, 26-32
34	Picture			(120")	2 0	1-20	21-30	31-45	46-60	61-120	121 +	
35	Picture			(120")	2 0	1-20	21-30	31-45	46-60	61-120	121 +	Item Sets 20-35, 26-35
36	Picture			(120")	2 0	5	4	3	2	1	0	
37	Picture			(120")	2 0							
38	Picture			(120")	2 0							Item Set 26-28

Alternative Procedure

Raw Score	<input type="text"/>
Item Set Administered	<input type="text"/> to <input type="text"/>
Ability Score	<input type="text"/>

(Refer to table on next page.)

Alternative Procedure	<input type="text"/>
Raw Score	<input type="text"/>
Items Administered	<input type="text"/> to <input type="text"/>
Ability Score	<input type="text"/>

(Refer to table on next page.)

Pattern Construction

Raw Score to Ability Score

Raw Score	Item Set									
	1-12	1-19	13-19	13-22	13-28	20-28	20-32	20-35	26-32	26-35
0	10(15)	10(15)								
1	17(13)	17(13)	76(14)	75(14)	75(14)	130(12)	130(12)	130(12)	173(11)	173(11)
2	32(12)	32(12)	92(12)	92(12)	91(12)	143(10)	143(10)	143(10)	182(8)	182(8)
3	45(11)	44(11)	104(10)	103(10)	103(10)	151(9)	151(9)	151(8)	189(7)	188(7)
4	59(12)	55(10)	113(9)	112(9)	112(9)	158(7)	157(7)	157(7)	193(7)	193(6)
5	71(10)	65(9)	121(8)	118(8)	118(8)	163(7)	162(7)	162(7)	197(6)	197(6)
6	81(9)	73(8)	127(8)	124(7)	124(7)	167(6)	166(6)	166(6)	201(6)	200(6)
7	89(9)	79(8)	133(7)	128(7)	128(7)	170(6)	170(6)	170(6)	204(5)	203(5)
8	97(8)	85(7)	139(7)	133(6)	132(6)	173(5)	173(5)	173(5)	207(5)	206(5)
9	104(8)	90(7)	143(7)	137(6)	136(6)	176(5)	176(5)	176(5)	209(5)	208(5)
10	111(9)	95(7)	148(7)	140(6)	140(6)	179(5)	178(5)	178(5)	212(5)	210(5)
11	119(9)	100(7)	152(6)	144(6)	143(6)	181(5)	181(5)	181(5)	214(5)	213(5)
12	128(10)	104(7)	156(6)	147(6)	146(5)	184(5)	183(5)	183(5)	216(5)	215(5)
13	140(12)	108(6)	159(6)	150(5)	149(5)	186(5)	185(5)	185(5)	219(5)	217(4)
14		112(6)	163(6)	153(5)	152(5)	189(5)	187(5)	187(5)	221(5)	219(4)
15		116(6)	166(6)	156(5)	154(5)	191(5)	190(5)	189(4)	223(5)	220(4)
16		120(6)	170(6)	158(5)	157(5)	193(5)	192(4)	191(4)	225(5)	222(4)
17		124(6)	173(6)	161(5)	159(5)	195(5)	193(4)	193(4)	228(5)	224(4)
18		127(6)	177(6)	163(5)	161(5)	198(5)	195(4)	195(4)	230(5)	226(4)
19		131(6)	181(7)	165(5)	163(4)	200(5)	197(4)	197(4)	232(5)	228(4)
20		135(6)	186(7)	168(5)	165(4)	202(5)	199(4)	199(4)	234(5)	229(4)
21		139(6)	192(8)	170(5)	166(4)	205(5)	201(4)	200(4)	237(5)	231(4)
22		143(6)	201(11)	172(5)	168(4)	207(5)	203(4)	202(4)	239(5)	233(4)
23		146(6)		175(5)	170(4)	209(5)	204(4)	204(4)	242(5)	235(4)
24		150(6)		177(5)	172(4)	212(5)	206(4)	205(4)	244(5)	236(4)
25		153(6)		180(5)	173(4)	214(5)	208(4)	207(4)	247(5)	238(4)
26		157(6)		182(5)	175(4)	217(5)	209(4)	209(4)	250(5)	240(4)
27		160(6)		185(5)	177(4)	220(5)	211(4)	210(4)	253(6)	242(4)
28		163(6)		188(6)	178(4)	222(5)	212(4)	212(4)	256(6)	244(4)
29		167(6)		192(6)	180(4)	225(5)	214(4)	213(4)	259(6)	245(4)
30		170(6)		196(7)	181(4)	228(6)	216(4)	215(4)	263(6)	247(4)
31		174(6)		201(7)	183(4)	231(6)	217(4)	216(4)	267(7)	249(4)
32		177(6)		207(9)	185(4)	235(6)	219(4)	217(4)	272(7)	251(4)
33		181(7)		217(10)	186(4)	238(6)	221(4)	219(4)	279(9)	253(4)
34		186(7)		229(13)	188(4)	242(6)	222(4)	220(4)	288(11)	255(4)
35		192(8)			189(4)	246(7)	224(4)	222(4)		257(5)
36		201(11)			191(4)	251(7)	225(4)	223(4)		259(5)
37					193(4)	257(8)	227(4)	224(4)		261(5)
38					195(4)	266(11)	229(4)	226(4)		263(5)
39					196(4)		230(4)	227(4)		266(5)
40					198(4)		232(4)	229(4)		268(5)
41					200(4)		234(4)	230(4)		271(5)
42					202(4)		236(4)	231(4)		274(6)
43					204(4)		237(4)	233(4)		278(6)
44					206(5)		239(4)	234(4)		282(7)
45					208(5)		241(4)	236(4)		286(7)
46					210(5)		243(5)	237(4)		293(8)
47					213(5)		245(5)	238(4)		301(10)
48					215(5)		247(5)	240(4)		314(13)
49					218(5)		250(5)	241(4)		337(18)
50					220(5)		252(5)	243(4)		350(23)
51					223(5)		255(5)	244(4)		
52					226(5)		258(5)	246(4)		
53					229(5)		261(6)	247(4)		
54					232(6)		264(6)	249(4)		
55					235(6)		268(7)	251(4)		
56					238(6)		273(7)	252(4)		
57					242(6)		279(8)	254(4)		
58					246(7)		288(11)	256(4)		
59					251(7)			258(4)		
60					257(8)			260(4)		
61					266(11)			262(5)		
62								264(5)		
63								266(5)		
64								269(5)		
65								272(5)		
66								275(6)		
67								278(6)		
68								282(7)		
69								287(7)		
70								293(8)		
71								301(10)		
72								314(13)		
73								337(18)		
74								350(23)		

Pattern Construction (Alternative)

Raw Score to Ability Score

Raw Score	Item Set							
	1-12	1-19	13-22	13-28	20-32	20-35	26-35	26-38
0	10(16)	10(16)						
1	15(13)	15(13)	78(14)	78(14)	136(13)	136(13)	199(12)	199(12)
2	30(12)	30(12)	94(12)	94(12)	153(13)	153(13)	209(9)	209(9)
3	43(12)	42(11)	106(10)	106(10)	166(10)	166(10)	217(8)	216(8)
4	57(12)	54(11)	115(9)	115(9)	174(8)	174(8)	222(7)	222(7)
5	70(11)	65(9)	121(8)	121(8)	180(7)	180(7)	227(7)	227(7)
6	80(9)	73(8)	127(7)	127(7)	184(7)	184(7)	232(7)	232(7)
7	88(9)	79(8)	131(7)	131(7)	188(6)	188(6)	236(6)	236(6)
8	95(8)	85(7)	136(7)	136(7)	192(6)	192(6)	240(6)	240(6)
9	103(8)	90(7)	140(7)	140(7)	196(6)	196(6)	244(6)	244(6)
10	110(9)	95(7)	144(7)	144(7)	200(6)	200(6)	247(6)	247(6)
11	118(9)	100(7)	149(7)	149(7)	203(6)	203(6)	251(6)	251(6)
12	127(10)	104(7)	154(7)	153(7)	207(6)	207(6)	255(6)	255(6)
13	140(13)	109(7)	159(7)	158(7)	211(7)	211(6)	259(7)	259(6)
14		113(6)	164(7)	162(7)	216(7)	216(7)	264(7)	263(7)
15		117(6)	169(7)	167(7)	220(7)	220(7)	270(8)	268(7)
16		121(6)	174(8)	171(7)	225(7)	224(7)	276(8)	273(7)
17		125(6)	180(8)	175(6)	229(6)	229(6)	284(9)	278(7)
18		129(6)	187(9)	179(6)	233(6)	233(6)	293(10)	283(7)
19		133(6)	197(11)	183(6)	237(6)	237(6)	304(12)	287(7)
20		137(6)		187(6)	241(6)	240(6)		292(7)
21		141(7)		190(6)	245(6)	244(6)		296(7)
22		145(7)		194(6)	249(7)	248(6)		300(7)
23		150(7)		197(6)	254(7)	251(6)		305(7)
24		155(7)		201(6)	259(8)	255(6)		311(8)
25		161(8)		204(6)	268(11)	259(7)		319(11)
26		169(9)		208(7)		264(7)		323(13)
27		179(11)		213(7)		270(8)		
28				218(7)		276(8)		
29				224(8)		284(9)		
30				231(9)		293(10)		
31				240(11)		304(12)		
32								

Matrices

Materials	Suggested Start Points	Administration Points	Decision Points	Alternative Stop Point
Set A Stimulus Book 3	Set A Ages 3:6–6:11 Item 1	Ⓢ = Teaching item Responses are presented from the child's view.	Fewer than 3 wrong: Continue to next decision point.	Set A 4 failures in 5 consecutive items
Set B Stimulus Book 2	Set B Ages 7:0–10:11 Samples A–C, then Item 20 Ages 11:0–13:11 Samples A–D, then Item 28 Ages 14:0–17:11 Samples A–D, then Item 35	Provide teaching on Sample D regardless of whether the item was passed or failed.	Fewer than 3 right: Go Back to previous start point if applicable. Do not count scores on Sample Items A, B, C, or D when applying decision point criteria.	Set B 5 failures in 6 consecutive items

Set A (Stimulus Book 3)

Item	Response	Score 0–1
3:6–6:11 Ⓢ 1	1 2 3 4	
2	1 2 3 4	
3	1 2 3 4	
4	1 2 3 4	
5	1 2 3 4	
6	1 2 3 4	
7	1 2 3 4	
8	1 2 3 4	
9	1 2 3 4	
10	1 2 3 4	
11	1 2 3 4	
12	1 2 3 4	
13	1 2 3 4	
14	1 2 3 4	
15	1 2 3 4	
16	1 2 3 4	
17	1 2 3 4	
18	1 2 3 4	
19	1 2 3 4	

Item Set
1–19

(Continues on next page.)

Set B (Stimulus Book 2)

Item	Response	Score 0-1
A	1 2 3	
	4 5 6	
B	1 2 3	
	4 5 6	
C	1 2 3	
	4 5 6	
20	1 2 3	
	4 5 6	
21	1 2 3	
	4 5 6	
22	1 2 3	
	4 5 6	
23	1 2 3	
	4 5 6	
24	1 2 3	
	4 5 6	
25	1 2 3	
	4 5 6	
26	1 2 3	
	4 5 6	
27	1 2 3	
	4 5 6	
D	1 2 3	
	4 5 6	
28	1 2 3	
	4 5 6	
29	1 2 3	
	4 5 6	
30	1 2 3	
	4 5 6	
31	1 2 3	
	4 5 6	
32	1 2 3	
	4 5 6	
33	1 2 3	
	4 5 6	
34	1 2 3	
	4 5 6	

All Ages

7:0-10:11

All Ages

11:0-13:11

Item	Response	Score 0-1
35	1 2 3	
	4 5 6	
36	1 2 3	
	4 5 6	
37	1 2 3	
	4 5 6	
38	1 2 3	
	4 5 6	
39	1 2 3	
	4 5 6	
40	1 2 3	
	4 5 6	
41	1 2 3	
	4 5 6	
42	1 2 3	
	4 5 6	
43	1 2 3	
	4 5 6	
44	1 2 3	
	4 5 6	
45	1 2 3	
	4 5 6	
46	1 2 3	
	4 5 6	
47	1 2 3	
	4 5 6	
48	1 2 3	
	4 5 6	
49	1 2 3	
	4 5 6	
50	1 2 3	
	4 5 6	
51	1 2 3	
	4 5 6	
52	1 2 3	
	4 5 6	
53	1 2 3	
	4 5 6	
54	1 2 3	
	4 5 6	
55	1 2 3	
	4 5 6	
56	1 2 3	
	4 5 6	

14:0-17:11

Item Set
1-27

Item Sets
1-34,
20-34

Item Sets
20-41,
28-41

Item Sets
28-49,
35-49

Item Set
35-56

Matrices

Raw Score to Ability Score

Raw Score	Item Set									
	1-19	1-27	1-34	20-34	20-41	28-41	28-49	35-49	35-56	
0	10(15)	10(15)	10(15)							
1	18(11)	16(11)	16(11)	26(11)	26(11)	53(11)	53(11)	70(11)	69(11)	
2	27(9)	24(8)	24(8)	35(9)	35(8)	62(8)	61(8)	78(8)	77(8)	
3	35(8)	30(7)	30(7)	42(8)	41(8)	67(7)	67(7)	83(7)	83(7)	
4	41(8)	35(7)	35(7)	47(7)	47(7)	72(6)	71(6)	88(6)	87(6)	
5	48(8)	40(6)	39(6)	52(7)	51(7)	76(6)	75(6)	92(6)	91(6)	
6	54(8)	44(6)	43(6)	57(7)	56(6)	79(6)	78(6)	95(6)	94(6)	
7	59(7)	47(6)	47(6)	61(7)	60(6)	83(6)	81(5)	99(6)	97(5)	
8	64(6)	51(6)	50(6)	65(6)	63(6)	86(6)	84(5)	102(6)	100(5)	
9	67(6)	54(6)	53(5)	69(6)	67(6)	90(6)	87(5)	106(6)	103(5)	
10	71(6)	57(5)	56(5)	74(6)	70(6)	94(6)	90(5)	110(6)	106(5)	
11	74(6)	60(5)	58(5)	78(7)	73(5)	98(7)	92(5)	113(6)	109(5)	
12	77(6)	62(5)	61(5)	82(7)	76(5)	103(8)	95(5)	118(7)	111(5)	
13	80(6)	65(5)	63(5)	88(8)	79(5)	112(11)	98(5)	124(8)	114(5)	
14	84(6)	67(5)	65(5)	97(11)	82(5)		101(5)	132(11)	117(5)	
15	88(6)	70(5)	67(4)		85(5)		104(6)		120(5)	
16	92(7)	72(5)	69(4)		88(6)		107(6)		123(6)	
17	97(8)	75(5)	71(4)		91(6)		110(6)		126(6)	
18	106(11)	77(5)	73(4)		95(6)		114(6)		130(6)	
19		79(5)	75(4)		99(7)		119(7)		134(7)	
20		82(5)	76(4)		104(8)		124(8)		139(8)	
21		85(5)	78(4)		112(11)		132(11)		147(11)	
22		87(6)	80(4)						145(17)	
23		91(6)	82(4)							
24		95(7)	84(4)							
25		100(8)	86(4)							
26		108(11)	88(5)							
27			90(5)							
28			92(5)							
29			95(5)							
30			98(6)							
31			101(6)							
32			106(8)							
33			114(10)							
34										

Raw Score

Item Set Administered to

Ability Score

Recall of Objects—Delayed





















Materials	Start Point	Administration Points	Decision Points	Alternative Stop Point	Time Limit
Recall of Objects card Stopwatch	Ages 4:0–17:11 Delayed Trial	This delayed trial should be administered immediately after administering Pattern Construction and Matrices. Do not allow an excessive time delay. Do not give credit for second or further naming of any object.	None	None Administer Delayed Trial.	Exposure: No exposure Recall: 45 seconds

Time Delayed Trial Started

4:0–17:11

Delayed Trial

Exposure: No exposure
Recall: 45 seconds

	Response	Score 0–1
ball		
basket		
bicycle		
bird		
boat		
bottle		
bowl		
bus		
clock		
cup		
fire		
fish		
hat		
horse		
ladder		
mouse		
ring		
shoe		
tractor		
zipper		

Recall of Objects—Immediate

Raw Score to Ability Score

Raw Score	Item Set 1–60	Raw Score	Item Set 1–60
0	10 (13)	31	162 (6)
1	22 (11)	32	166 (6)
2	32 (9)	33	170 (6)
3	39 (8)	34	174 (6)
4	45 (8)	35	178 (6)
5	51 (7)	36	182 (7)
6	56 (7)	37	187 (7)
7	61 (7)	38	191 (7)
8	66 (7)	39	195 (7)
9	71 (7)	40	200 (7)
10	75 (7)	41	204 (7)
11	80 (7)	42	208 (7)
12	85 (7)	43	213 (7)
13	89 (7)	44	217 (7)
14	94 (7)	45	222 (7)
15	98 (7)	46	226 (7)
16	103 (7)	47	231 (7)
17	107 (7)	48	236 (7)
18	111 (6)	49	241 (7)
19	116 (6)	50	246 (7)
20	120 (6)	51	251 (7)
21	124 (6)	52	256 (7)
22	128 (6)	53	261 (7)
23	132 (6)	54	267 (8)
24	136 (6)	55	273 (8)
25	139 (6)	56	279 (8)
26	143 (6)	57	286 (8)
27	147 (6)	58	296 (10)
28	151 (6)	59	307 (12)
29	155 (6)	60	321 (15)
30	158 (6)		

Delayed Raw Score (Max. = 20)	<input type="text"/>
T Score for Delayed Trial	<input type="text"/>
Immediate Raw Score (Trial 1 + Trial 2 + Trial 3)	<input type="text"/>
Ability Score for Immediate Trials	<input type="text"/>
T Score for Immediate Trials	<input type="text"/>

If the difference between *T* scores is 11 points or more, interpret both the Delayed and Immediate *T* scores.

If the difference is less than 11 points, interpret only the Immediate *T* score.

Copying

Materials	Suggested Start Points	Administration Points	Decision Points	Alternative Stop Point
Stimulus Book 1 Pencil with eraser Blank sheets of paper (approx. 4" x 5") Scoring Templates A and B	Ages 3:6-4:11 Item 1 Ages 5:0-5:11 Item 5 Ages 6:0-8:11 Item 11	After each item, remove the child's drawing and give the child a new sheet of paper before presenting the next item. Allow the child to erase. Allow the child to make a second attempt.	Use P/F column for Decision Point. If only 1 or 2 items apparently earn less than maximum scores: Continue to next decision point. Fewer than 3 apparent passes (at least 1 point): Go Back to previous start point if applicable.	5 consecutive failures

Item	P/F*	Score
3:6-4:11 1		0 1
2		0 1 2
3		0 1 2
4		0 1 2
5:0-5:11 5		0 1 2
6		0 1 2
7		0 1 2
8		0 1 2
9		0 1 2
10		0 1 2
6:0-8:11 11		0 1 2
12		0 1 2 3
13		0 1 2
14		0 1 2
15		0 1 2

Item	P/F*	Score
16		0 1 2 3
17		0 1 2 3
18		0 1 2 3
19		0 1 2
20		0 1 2

*Record tentative scores in this column for Decision Point and Alternative Stop Point rules as follows:

- F = Apparent failure (0 points)
- P = Apparent pass (at least 1 point)
- P+ = Apparent maximum score

Copying

Raw Score to Ability Score

Raw Score	Item Set				
	1-12	1-15	5-15	5-20	11-20
0	10(12)	10(12)			
1	23(12)	23(12)	49(11)	49(11)	80(11)
2	34(10)	34(10)	58(8)	58(8)	89(9)
3	43(8)	43(8)	63(7)	63(7)	96(7)
4	49(7)	49(7)	68(6)	68(6)	101(7)
5	54(7)	54(7)	72(6)	72(6)	105(6)
6	58(6)	58(6)	76(6)	75(6)	109(6)
7	62(6)	62(6)	79(6)	79(6)	112(6)
8	65(6)	65(6)	83(6)	82(6)	115(6)
9	68(6)	68(5)	86(6)	85(6)	118(5)
10	71(5)	71(5)	89(6)	89(6)	121(5)
11	74(5)	74(5)	93(6)	92(6)	124(5)
12	77(5)	77(5)	96(6)	95(6)	127(5)
13	80(5)	79(5)	100(6)	98(5)	130(5)
14	83(5)	82(5)	103(6)	101(5)	133(5)
15	86(6)	85(5)	107(6)	104(5)	136(5)
16	89(6)	88(5)	111(6)	106(5)	139(5)
17	93(6)	91(6)	115(7)	109(5)	142(6)
18	96(6)	94(6)	120(7)	112(5)	145(6)
19	100(7)	97(6)	125(7)	115(5)	148(6)
20	105(7)	101(6)	131(8)	117(5)	152(6)
21	111(8)	104(6)	139(10)	120(5)	156(7)
22	118(9)	108(6)	151(12)	122(5)	162(8)
23	128(12)	111(6)		125(5)	170(11)
24		115(7)		128(5)	181(12)
25		120(7)		130(5)	
26		125(7)		133(5)	
27		131(8)		136(5)	
28		139(10)		139(5)	
29		151(12)		142(6)	
30				145(6)	
31				148(6)	
32				152(6)	
33				156(7)	
34				162(8)	
35				170(11)	
36				181(12)	

Raw Score	<input type="text"/>
Item Set Administered	<input type="text"/> to <input type="text"/>
Ability Score	<input type="text"/>