



U.S. ELECTION ASSISTANCE COMMISSION

2008 Election Administration & Voting Survey

The ongoing process of improving America's election systems relies in part on having accurate data about the way Americans cast their ballots. In 2002, Congress chartered the U.S. Election Assistance Commission to collect information on the state of American elections and make it widely available to policy makers, advocates, scholars, journalists and the general public. Since 2004, the Commission has sponsored an Election Day Survey as its primary tool for fulfilling that mission. We are pleased to present the 2008 Election Day Survey, and we ask for your help in making it the most complete and accurate survey in its history.

The questions below ask for information about ballots cast; voter registration; overseas and military voting; Election Day activities; voting technology; and other important issues. Many of these questions are mandated by the Help America Vote Act and other federal laws, while other questions were included at the request of the research community or policy makers. The EAC recognizes the burden that asking for this data places on state and local election officials, and we have worked to minimize that burden as much as possible.

In advance, we thank you for your cooperation and look forward to answering any questions you might have.

Information supplied by:

Name		Title	
Office/Agency name			
Address 1			
Address 2			
City		State	Zip Code
E-mail address			
Telephone (area code and number)	Extension	Fax number (area code and number)	

SECTION A

VOTER REGISTRATION

Roadmap to Section A:

- **A1, A2 and A3** ask for information about the number of registered voters in your jurisdiction and how you calculate those statistics.
- **A4** asks for information about registration activity on days in which it was possible for a person to both register and vote on the same day.
- **A5** asks for information on all registration forms for all types of registration transactions (successful and unsuccessful) received by your office.
- **A6** asks for the sources of all registration forms (both successful and unsuccessful).
- **A7** asks for the sources of new registrations.
- **A8** asks for the sources of duplicate registrations.
- **A9** asks for the sources of invalid or rejected registrations.
- **A10** asks for information on removal notices sent under NVRA Section 8(d) 2.
- **A11** asks for the number of voters removed from the voter registration rolls and the reason for their removal.

A1. Enter the total number of persons in your jurisdiction who were registered and eligible to vote in the November 2008 general election. Include all persons eligible to vote in the election including special categories of voters with extended deadlines (such as returning military) or any person who may have been able to register and vote on Election Day. Do not include any persons under the age of 18 who may be registered under a “pre-registration” program.

Total..... _____ Data not available

A1 Comments

A2. When, for other official purposes, you report the number of registered voters in your jurisdiction for the November 2008 general election (as in A1) do you include both active and inactive voters in the count, or does your jurisdiction only include active voters? (Select only one)

Jurisdiction uses both active and inactive registered voters

Jurisdiction only uses active registered voters.....

Other → comments: _____

A2 Comments

A3. Enter the total number of persons who were registered and eligible to vote in the November 2008 general election into the following categories. Do not include any persons under the age of 18 who may be registered under a “pre-registration” program.

Data not available
 ▼

A3a. Active..... _____

A3b. Inactive..... _____

A3 Comments

3

A4. If your state's laws allowed any voters to register and then to vote on the same day (either on or prior to Election Day), enter the total number of registration forms received on those days in which it was possible to both register for and vote in the November 2008 general election. This question includes jurisdictions in states that permit Election Day registration for voting for office of President, such as Connecticut and Rhode Island.

A4a. Total..... _____ . Data not available
 Do not allow any voters to register and vote on the same day → skip to A5.

Next, divide the total number of registration forms received on days in which it was possible for a person to both register for and vote in the November 2008 general election (as entered in A4a) into the following categories. The amounts should sum to the total provided in A4a.

	Data not available ▼
A4b. New registrations.....	_____ <input type="checkbox"/>
A4c. Changes to existing registrations (e.g., name, address, etc.).....	_____ <input type="checkbox"/>
A4d. Duplicate of existing registration.....	_____ <input type="checkbox"/>
A4e. Invalid or rejected (other than duplicates).....	_____ <input type="checkbox"/>
A4f. Other → comments: _____	_____
A4g. Other → comments: _____	_____
A4h. Other → comments: _____	_____
TOTAL	A4a

A4 Comments

A5. In order to evaluate the workflow of your office over the last election cycle, enter the total number of registration forms your jurisdiction received from all sources during the period from the close of registration for the November 2006 general election until the close of registration for the November 2008 general election. Include here any Election Day or Same Day registrations, if applicable. Also include any special categories of voters who may have extended deadlines such as returning military personnel, if applicable.

A5a. Total..... _____ Data not available

Next, divide the total number of registration application forms received (as entered in A5a) into the following categories. The amounts should sum to the total provided in A5a.

Data not available
▼

A5b. New valid registrations (excluding pre-registrations of persons under 18).... _____

A5c. New "pre" registrations of persons under age 18 _____

A5d. Duplicate of existing valid registration..... _____

A5e. Invalid or rejected (other than duplicates)..... _____

A5f. Changes to name, party or within-jurisdiction address change _____

A5g. Address changes that cross jurisdiction borders..... _____

A5h. Other → comments: _____

A5i. Other → comments: _____

A5j. Other → comments: _____

A5k. Other → comments: _____

A5l. Other → comments: _____

TOTAL..... _____ **A5a**

A5 Comments

A6a thru A6o: Divide the total number of **all registration forms received** (as entered in A5a), into the following sources.
A7a thru A7o: Divide the total number of **new registration forms received** (as entered in A5b), into the following sources.
A8a thru A8o: Divide the total number of **duplicate registration forms received** (as entered in A5d), into the following sources.
A9a thru A9o: Divide the total number of **invalid or rejected registration forms** (as entered in A5e), received into the following sources.

	Of the total received (as entered in A5), how many were:			
	A6. Total forms received	A7. New registrations	A8. Duplicate of existing registrations	A9. Invalid or rejected
	NA	NA	NA	NA
	▼	▼	▼	▼
a. <u>Individual voters</u> submitting applications by mail, fax, or email.....	<input type="checkbox"/>	<input type="checkbox"/>	<input type="checkbox"/>	<input type="checkbox"/>
b. <u>Individual voters</u> registering in person at the election/registrar's office.....	<input type="checkbox"/>	<input type="checkbox"/>	<input type="checkbox"/>	<input type="checkbox"/>
c. <u>Individual voters</u> submitting registration forms via the Internet.....	<input type="checkbox"/>	<input type="checkbox"/>	<input type="checkbox"/>	<input type="checkbox"/>
d. Motor vehicle offices or other offices that issue drivers licenses....	<input type="checkbox"/>	<input type="checkbox"/>	<input type="checkbox"/>	<input type="checkbox"/>
e. Public assistance offices mandated as registration sites under NVRA.....	<input type="checkbox"/>	<input type="checkbox"/>	<input type="checkbox"/>	<input type="checkbox"/>
f. State funded agencies primarily serving persons with disabilities....	<input type="checkbox"/>	<input type="checkbox"/>	<input type="checkbox"/>	<input type="checkbox"/>
g. Armed forces recruitment offices.....	<input type="checkbox"/>	<input type="checkbox"/>	<input type="checkbox"/>	<input type="checkbox"/>
h. Other agencies designated by the state not mandated by NVRA....	<input type="checkbox"/>	<input type="checkbox"/>	<input type="checkbox"/>	<input type="checkbox"/>
i. Registration drives from advocacy groups or political parties.....	<input type="checkbox"/>	<input type="checkbox"/>	<input type="checkbox"/>	<input type="checkbox"/>
j. Other → comments: _____				
k. Other → comments: _____				
l. Other → comments: _____				
m. Other → comments: _____				
n. Other → comments: _____				
o. Other → comments: _____				
TOTAL.....	A5a	A5b	A5d	A5e

A6 Comments (total forms)

A7 Comments (new forms)

A8 Comments (duplicate forms)

A9 Comments (invalid or rejected forms)

A10. Enter the total number of removal notices sent to voters in the period between the close of registration for the November 2006 general election and the close of registration for the November 2008 general election, because the person had not voted or appeared to vote in the two previous federal elections (per NVRA Section 8 (d) (2)).

A10a. Total..... Data not available

Next, divide the total number of removal/confirmation notices mailed (as entered in A10a) into the following categories. The amounts should sum to the total provided in A10a.

Data not available
▼

A10b. Received back from voters confirming registration.....

A10c. Received back confirming registration should be invalidated.....

A10d. Returned back as undeliverable.....

A10e. Status unknown (neither received confirmation nor returned undeliverable).....

A10f. Other → comments: _____

A10g. Other → comments: _____

A10h. Other → comments: _____

TOTAL..... **A10a**

A10 Comments

--

A11. Enter the total number of voters removed from the voter registration rolls in your jurisdiction in the period between the close of registration for the November 2006 general election and the close of registration for the November 2008 general election. Note this question asks for those now ineligible to vote, not merely those moved into an "inactive" status.

A11a. Total..... Data not available


Next, divide the total number of voters removed (as entered in A11a) into the following categories. The amounts should sum to the total provided in A11a.

Data not available
▼

A11b. Moved outside jurisdiction.....

A11c. Death.....
A11d. Disqualifying felony conviction.....
A11e. Failure to respond to notice sent and failure to vote in the two most recent
 federal elections.....
A11f. Declared mentally incompetent.....
A11g. Voter requested to be removed for reasons other than felony conviction,
 mental status, or moved outside jurisdiction.....
A11h. Other → comments: _____
A11i. Other → comments: _____
A11j. Other → comments: _____
A11k. Other → comments: _____
 TOTAL..... **A11a**

A11 Comments



SECTION B

**UNIFORMED & OVERSEAS CITIZENS ABSENTEE VOTING ACT
(UOCAVA)**

Roadmap to Section B:

- **B1 and B2** ask for information about the number and type of UOCAVA absentee ballots transmitted.
- **B3** asks for the number and type of all UOCAVA ballots returned and submitted for counting.
- **B4, B5, B6, and B7** asks for information on the type of UOCAVA ballot returned by type of UOCAVA voter.
- **B8** asks for the number and type of all UOCAVA ballots counted.
- **B9, B10, B11, and B12** asks for information on the type of UOCAVA ballot counted by type of UOCAVA voter.
- **B13** asks for the number and type of all UOCAVA ballots rejected.
- **B14** asks for the information on reasons why UOCAVA ballots were rejected.
- **B15, B16, B17, and B18** asks for information on the type of UOCAVA ballot rejected by type of UOCAVA voter.
- **B19** asks for information on how ballots were transmitted to UOCAVA voters.
- **B20** asks for information on the status of ballots automatically transmitted to UOCAVA voters.

B1. Enter the total number of absentee ballots transmitted to UOCAVA voters for the November 2008 general election.

B1a. Total..... Data not available

Next, divide the total number of absentee ballots transmitted to UOCAVA voters (as entered in B1a) into the following categories. The amounts should sum to the total provided in B1a.

B1b. Uniformed services voters – domestic or foreign.....

B1c. Non-military/civilian overseas voters.....

B1d. Other → comments:

B1e. Other → comments:

TOTAL..... **B1a**

Data not available
▼

B1 Comments

B2. Of the UOCAVA absentee ballots transmitted (as entered in B1a) how many were:

Data not available
▼

B2a. Returned by voter and submitted for counting (include both those that were counted and those that were rejected).....		<input type="checkbox"/>	
B2b. Returned as undeliverable	<input type="checkbox"/>	
B2c. Spoiled or replaced ballots.....		<input type="checkbox"/>	
B2d. Status unknown (neither returned undeliverable nor returned from voter).....		<input type="checkbox"/>	
B1e. Other → comments:				
B2f. Other → comments:				
B1g. Other → comments:				
TOTAL	B1a	

B2 Comments

B3. Enter the total number of all UOCAVA ballots (including regular UOCAVA absentee ballots and FWAB) returned by UOCAVA voters and submitted for counting for the November 2008 general election. Please include both those ballots that were later counted and those that were rejected. Do not include ballots that were returned undeliverable.

Total..... Data not available

B3 Comments

B4a thru B4c. Divide the total number of UOCAVA ballots returned by UOCAVA voters and submitted for counting (as entered in B3), into each category of UOCAVA voter below.

Next, for each type of UOCAVA voter, enter the number of:

- **B5a thru B5c: Regular UOCAVA absentee ballots returned and submitted for counting.**
- **B6a thru B6c: Federal Write-in Absentee Ballots (FWAB) returned and submitted for counting.**
- **B7a thru B7c: Other type of ballots returned and submitted for counting.**

B4. All UOCAVA ballots	Of the total UOCAVA ballots returned (as entered in B3), how many were ballots of each of the following ballot types:			B7. Other type of ballot →
	NA ▼	B5. Absentee ballots NA ▼	B6. FWAB NA ▼	
_____	_____	_____	_____	_____
_____	_____	_____	_____	_____
_____	_____	_____	_____	_____
B3	_____	_____	_____	_____

Type of UOCAVA voter:

- a. Uniform services voters – domestic or foreign.....
- b. Non-military/civilian overseas voters.....
- c. Other type of voter → comments: _____
- TOTAL.....

B4 Comments

B5 Comments

B6 Comments

B7 Comments

B8. Enter the total number of all UOCAVA ballots (including regular UOCAVA absentee ballots and FWAB) counted in the November 2008 general election.

Total..... Data not available

B8 Comments

B9a thru B9c. Divide the total number of UOCAVA ballots counted (as entered in B8) into each category of UOCAVA voter below.

Next, for each type of UOCAVA voter, enter the number of:

- **B10a thru B10c: Regular UOCAVA absentee ballots counted.**
- **B11a thru B11c: Federal Write-in Absentee Ballots (FWAB) counted.**
- **B12a thru B12c: Other type of ballots counted.**

		Of the total UOCAVA ballots counted (as entered in B8), how many were ballots of each of the following ballot types:				
		B9. All UOCAVA ballots	B10. Absentee ballots	B11. FWAB	B12. Other type of ballot →	
		NA ▼	NA ▼	NA ▼	NA ▼	
Type of UOCAVA voter:						
a. Uniform services voters – domestic or foreign.....	_____	<input type="checkbox"/>	_____	<input type="checkbox"/>	_____	<input type="checkbox"/>
b. Non-military/civilian overseas voters.....	_____	<input type="checkbox"/>	_____	<input type="checkbox"/>	_____	<input type="checkbox"/>
c. Other type of voter → comments: _____	_____	<input type="checkbox"/>	_____	<input type="checkbox"/>	_____	<input type="checkbox"/>
TOTAL.....	B8					

B9 Comments

B10 Comments

B11 Comments

B12 Comments

B13. Enter the total number of UOCAVA ballots (including regular UOCAV absentee ballots and FWAB) rejected in the November 2008 general election.

Total..... _____ Data not available

B13 Comments

DRAFT

B14. Please divide the total number of all UOCAVA ballots rejected (as entered in B13a) into the following categories indicating the reason why the absentee ballots were rejected. The amounts should sum to the total provided in B13a.

Data not available
▼

B14a. Ballot not received on time/missed deadline.....	<input type="text"/>	<input type="checkbox"/>
B14b. Problem with voter signature.....	<input type="text"/>	<input type="checkbox"/>
B14c. Ballot lacked a postmark.....	<input type="text"/>	<input type="checkbox"/>
B14d. Other → comments:	<input type="text"/>	
B14e. Other → comments:	<input type="text"/>	
B14f. Other → comments:	<input type="text"/>	
TOTAL	<input type="text"/>	B13a

B14 Comments

B15a thru B15c. Divide the total number of UOCAVA ballots rejected (as entered in B13a), into each category of UOCAVA voter below.

Next, for each type of UOCAVA voter, enter the number of:

- **B16a thru B16c: Regular UOCAVA absentee ballots rejected.**
- **B17a thru B17c: Federal Write-in Absentee Ballots (FWAB) rejected.**
- **B18a thru B18c: Other type of ballots rejected.**

		<i>Of the total UOCAVA ballots rejected (as entered in B13), how many were ballots of each of the following ballot types:</i>			
		B15. All UOCAVA ballots	B16. Absentee ballots	B17. FWAB	B18. Other type of ballot →
	NA ▼		NA ▼		NA ▼
Type of UOCAVA voter:					
a. Uniform services voters – domestic or foreign.....	<input type="checkbox"/>	<input type="checkbox"/>	<input type="checkbox"/>
b. Non-military/civilian overseas voters.....	<input type="checkbox"/>	<input type="checkbox"/>	<input type="checkbox"/>
c. . Other type of voter → comments:	<input type="checkbox"/>	<input type="checkbox"/>	<input type="checkbox"/>
TOTAL.....	B13a

B15 Comments

B16 Comments

B17 Comments

B18 Comments

B19. Returning back to UOCAVA ballots transmitted, divide the total number UOCAVA ballots that were transmitted for the November 2008 general election (as entered in B1a) into the following categories. The amounts should sum to the total provided in B1a.

		Data not available ▼
B19a. In response to a one-time request by the voter for the November 2008 general election.....		<input type="checkbox"/>
B19b. As part of the two-election cycle of <u>automatic</u> requests.....		<input type="checkbox"/>
B19c. Other → comments: _____		<input type="checkbox"/>
TOTAL	B1a	

B19 Comments

B20. Of the UOCAVA ballots automatically transmitted (as entered in B19b), how many were:

		Data not available ▼
B20a. Returned by voter and submitted for counting.....		<input type="checkbox"/>
B20b. Returned as undeliverable		<input type="checkbox"/>
B20c. Spoiled or replaced ballots.....		<input type="checkbox"/>
B20d. Status unknown (neither returned undeliverable nor returned from voter).....		<input type="checkbox"/>
B20e. Other → comments: _____		<input type="checkbox"/>
B20f. Other → comments: _____		<input type="checkbox"/>
B20g. Other → comments: _____		<input type="checkbox"/>
TOTAL	B19b	

B20 Comments

SECTION C

Domestic Civilian Absentee Ballots

Roadmap to Section C.

- **C1** asks for information about absentee ballots transmitted and the status of the transmitted ballots.
- **C2** and **C3** ask for information on any voters who may be registered as permanent absentee voters.
- **C4** asks for information the status of absentee ballots returned and submitted for counting.
- **C5** asks for the information on reasons why absentee ballots were rejected.

C1. Enter the total number of domestic civilian absentee ballots transmitted to voters for the November 2008 general election. Do not include absentee ballots transmitted to UOCAVA voters

C1a. Total..... Data not available

Next, divide the total number of absentee ballots transmitted to voters (as entered in C1a) into the following categories. The amounts should sum to the total provided in C1a.

Data not available
▼

C1b. Returned by voters and submitted for counting (include both those that were later counted and those that were rejected).....

C1c. Returned as undeliverable

C1d. Spoiled or replaced ballots.....

C1e. Status unknown (neither returned undeliverable nor returned from voter)....

C1f. Other → comments: _____

C1g. Other → comments: _____

C1h. Other → comments: _____

TOTAL..... **C1a**

C1 Comments

C2. Does your jurisdiction have a permanent absentee voter registration list in which voters may apply to receive an absentee (or mail) ballot for subsequent elections without further application? Do not include UOCAVA voters.

.....Yes → Continue to question C3.

.....No → Skip to question C4.

C2 Comments

C3. Of the total number of domestic civilian absentee ballots transmitted (as entered in C1) how many ballots were sent to voters in your jurisdiction because they appear on a permanent absentee (or mail) ballot voter registration list?

Total..... _____ Data not available

C3 Comments

C4. Of the total number of absentee ballots returned by voters and submitted for counting (as entered in C1b) how many ballots were:

Data not available
▼

C4a. Counted in the November 2008 general election..... _____

C4b. Rejected in the November 2008 general election..... _____

C4c. Other → comments: _____

C4d. Other → comments: _____

TOTAL..... _____ **C1b**

C4 Comments

C5. Please divide the total number of domestic civilian absentee ballots rejected (as entered in C4b) into the following categories indicating the reason why the absentee ballots were rejected. The amounts should sum to the total provided in C4b.

Data not available



- C5a. Ballot not received on time/missed deadline.....
- C5b. No voter signature.....
- C5c. No witness signature.....
- C5d. Non-matching signature.....
- C5e. No election official's signature on ballot.....
- C5f. Ballot returned in an unofficial envelope.....
- C5g. Ballot missing from envelope.....
- C5h. Envelope not sealed.....
- C5i. No resident address on envelope.....
- C5j. Multiple ballots returned in one envelope.....
- C5k. Voter deceased.....
- C5l. Voter already voted in person.....
- C5m. First-time voter without proper identification.....
- C5n. No ballot application on record.....
- C5o. Other → comments:
- C5p. Other → comments:
- C5q. Other → comments:
- C5r. Other → comments:
- C5s. Other → comments:
- C5t. Other → comments:
- C5u. Other → comments:
- C5v. Other → comments:

TOTAL..... **C4b**

C5 Comments

SECTION D

Election Administration

- **D1** asks for the information on the number of precincts in your jurisdiction
- **D2** asks for the information on the number and type of polling places in your jurisdiction
- **D3, D4, and D5** ask for the information poll workers utilized in the November 2008 general election.

D1. Enter the total number of precincts in your jurisdictions for the November 2008 general election.

Total..... Data not available

D1 Comments

D2. Enter the total number of physical polling places in your jurisdiction for the November 2008 general election. Please include physical polling places in operation on Election Day and physical polling places in operation before Election Day (such as early vote centers).

D2a. Total..... Data not available

Next, divide the total physical polling places in your jurisdiction (as entered in D2a) into the following categories. The amounts should sum to the total provided in D2a. If you do not include election offices in your count of polling places, enter 0.

Data not available
▼

Election Day voting

D2b. Physical polling places other than election offices.....

D2c. Election offices.....

D2d. Other → comments:

Early voting

D2e. Physical polling places other than election offices.....

D2f. Election offices

D2g. Other → comments:

TOTAL.....

D2 Comments

D3. Enter the total number of poll workers used in your jurisdiction for the November 2008 general election.

- Poll workers may include election judges, booth workers, wardens, commissioners, or other similar terms that refer to persons who verify the identity of a voter; assist the voter with signing the register, affidavits or other documents required to cast a ballot; assist the voter by providing the voter with a ballot or setting up the voting machine for the voter; and serving other functions as dictated by state law.
- Include all people recruited specifically for the purposes of working at physical polling places in operation on and/or before Election Day, but, do not include observers stationed at the polling places or regular office staff.

Total..... _____ Data not available

D3 Comments

D4. If your jurisdiction has data on the ages of its poll workers (for example, from voter registration records, payroll records or from poll worker applications), enter the total number of poll workers in each age category.

D4a. Under 18 years old..... _____

D4b. 18 to 25 _____

D4c. 26 to 40..... _____

D4d. 41 to 60..... _____

D4e. 61 to 70..... _____

D4f. 71 years old and over..... _____

..... Data not available

D4 Comments

D5. How difficult or easy was it for your jurisdiction to obtain a sufficient number of poll workers for the November 2008 general election?

-Very difficult
-Somewhat difficult
-Neither difficult nor easy
-Somewhat easy
-Very easy
-Not enough information to answer

D5 Comments

SECTION E

Provisional Ballots

- **E1 and E2** asks for the information on the number and status of provisional ballots submitted.
- **E3** asks for the information on reasons why provisional ballots were rejected.

E1. Enter the total number of voters who submitted provisional ballots in the November 2008 general election.

Total..... _____ Data not available

E1 Comments

E2. Next, divide the total number of voters who submitted provisional ballots in the November 2008 general election (as entered in E1) into the following categories.

Data not available
▼

E2a. Counted the full ballot..... _____

E2b. Counted part of the ballot..... _____

E2c. Rejected ballot..... _____

E2d. Other → comments: _____

E2e. Other → comments: _____

TOTAL..... _____ **E1a**

E2 Comments

E3. Please divide the total number of provisional ballots rejected (as entered in E2c) into the following categories indicating the reason why the provision ballots were rejected. The amounts should sum to the total provided in E2c.

Data not available
▼

E3a. Voter not registered in the state.....	<input type="checkbox"/>	
E3b. Voter registered in state but attempted to vote in the wrong jurisdiction.....	<input type="checkbox"/>	
E3c. Voter registered in state but attempted to vote in the wrong precinct.....	<input type="checkbox"/>	
E3d. Failure to provide sufficient identification.....	<input type="checkbox"/>	
E3e. Envelop and/or ballot was incomplete and/or illegible.....	<input type="checkbox"/>	
E3f. Ballot missing from envelope.....	<input type="checkbox"/>	
E3g. No signature.....	<input type="checkbox"/>	
E3h. Non-matching signature.....	<input type="checkbox"/>	
E3i. Voter already voted.....	<input type="checkbox"/>	
E3j. Other → comments: _____		<input style="width: 100%;" type="text"/>
E3k. Other → comments: _____		<input style="width: 100%;" type="text"/>
E3l. Other → comments: _____		<input style="width: 100%;" type="text"/>
E3m. Other → comments: _____		<input style="width: 100%;" type="text"/>
E3n. Other → comments: _____		<input style="width: 100%;" type="text"/>
E3o. Other → comments: _____		<input style="width: 100%;" type="text"/>
E3p. Other → comments: _____		<input style="width: 100%;" type="text"/>
TOTAL		E2c

SECTION F

Election Day Activities

- **F1** and **F2** ask for turnout figures for the November 2008 general election and the source used to arrive at this number.
- **F3** asks for the number of first time voters who registered to vote by mail and, under HAVA 303(b), were subject to provide identification.
- **F4** asks for information on electronic poll books or electronic lists of voters that may have been used.
- **F5 and F6** ask for information on printed poll books or printed lists of voters that may have been used.
- **F7** asks for the type of primary voting equipment used.
- **F8** solicits any additional comments jurisdictions may wish to share regarding their Election Day experiences

F1. Enter the total number of people in your jurisdiction who participated in the November 2008 general election. Include all type of voters (civilian and military) by all types of ballots. Include rejected provisional ballots only if your jurisdiction credits the person's vote history even though the provisional ballot was rejected.

F1a. Total..... _____ Data not available

Next, divide the total number people who participated in the November 2008 general election (as entered in F1a) into the following categories. The amounts should sum to the total provided in F1a.

Data not available
▼

- F1b. Voted at a physical polling place on Election Day (not including provisional ballots or absentee ballots dropped off at the polls)..... _____
 - F1c. UOCAVA voters who voted via absentee or FWAB (as in B2)..... _____
 - F1d. Voted using a domestic civilian absentee ballot (as in D7c)..... _____
 - F1e. Voted using a provisional ballot (as in E2)..... _____
 - F1f. Voted at an early vote center..... _____
 - F1g. Other → comments: _____
 - F1h. Other → comments: _____
 - F1i. Other → comments: _____
- TOTAL..... _____ **F1a**

F1 Comments

F2. Indicate the source used to arrive at the total number of voters entered in F1a. (Select only one source.)

-Number of voters checked off by poll workers or who signed poll books at physical polling places plus the number of UOCAVA and other absentee or early voters.
-Number of ballots counted at precincts and/or at a central location (including UOCAVA and other absentee or early vote ballots)
-Number of voters generated after "vote history" has been added.
-Number of votes cast for the highest office on the ballot.
-Other:→ comments: _____

F2 Comments

F3. Enter the number of voters in your jurisdiction who were first time voters in the state and who registered to vote by mail, and therefore, under HAVA 303(b), were required to provide identification in order to vote and/or have their ballot counted in the November 2008 general election.

Total..... _____ Data not available
 Not applicable

F3 Comments

F4. Were electronic poll books or electronic lists of voters used at the polling place for the November 2008 general election in your jurisdiction to (select either Yes or No for each item):

	Yes	No
a. Sign voters in.....	<input type="checkbox"/>	<input type="checkbox"/>
b. Update voter history.....	<input type="checkbox"/>	<input type="checkbox"/>
c. Look up polling places.....	<input type="checkbox"/>	<input type="checkbox"/>
d. Other → comments: _____	<input type="checkbox"/>	<input type="checkbox"/>
e. Information unavailable.....	<input type="checkbox"/>	<input type="checkbox"/>

F4 Comments

F5. Did your jurisdiction use printed lists of registered voters at the polls in the November 2008 Federal general election?

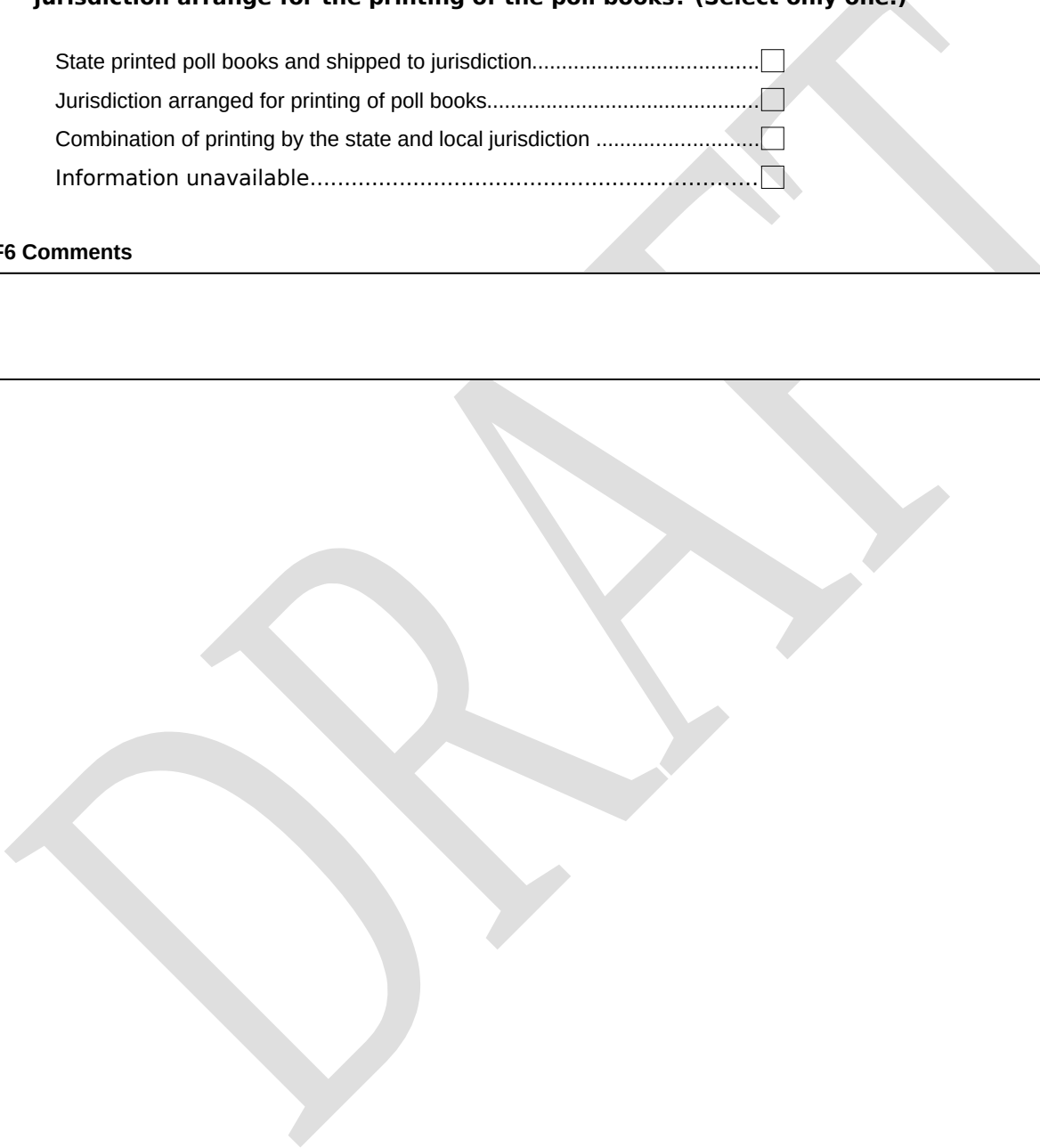
- Yes..... → Continue to F6
- No..... → Skip to F7
- Information unavailable..... → Skip to F7

F5 Comments

F6. Did your state print and ship the printed poll books to your local jurisdiction or did your jurisdiction arrange for the printing of the poll books? (Select only one.)

- State printed poll books and shipped to jurisdiction.....
- Jurisdiction arranged for printing of poll books.....
- Combination of printing by the state and local jurisdiction
- Information unavailable.....

F6 Comments



F7. Enter information on the number and type of voting equipment used for the 2008 November general election. Then, for each type of voting equipment, please identify how the machines were used in the voting process and where the ballots from that machine type were tallied. Do not include backup systems that were not actually used.

Type of Equipment	Number used	Make	Model	Version	Vendor	Machine use (select all that apply)	Location of Vote Tally (select all that apply)
F7a. Direct Recording Electronic (DRE) (Not Equipped with VVPAT)	<input type="checkbox"/> Not Available	<input type="checkbox"/> Not Available	<input type="checkbox"/> Not Available	<input type="checkbox"/> Not Available	<input type="checkbox"/> Not Available	<input type="checkbox"/> In-Precinct regular ballot voting	<input type="checkbox"/> A Central Location <input type="checkbox"/> Precinct/Polling Place <input type="checkbox"/> Not Available
						<input type="checkbox"/> Special Device accessible to disabled voters	<input type="checkbox"/> A Central Location <input type="checkbox"/> Precinct/Polling Place <input type="checkbox"/> Not Available
						<input type="checkbox"/> Provisional Ballot voting	<input type="checkbox"/> A Central Location <input type="checkbox"/> Precinct/Polling Place <input type="checkbox"/> Not Available
						<input type="checkbox"/> Early Vote Site voting	<input type="checkbox"/> A Central Location <input type="checkbox"/> Precinct/Polling Place <input type="checkbox"/> Not Available
						<input type="checkbox"/> Not Available	
F7b. Direct Recording Electronic (DRE) (Equipped with VVPAT)	<input type="checkbox"/> Not Available	<input type="checkbox"/> Not Available	<input type="checkbox"/> Not Available	<input type="checkbox"/> Not Available	<input type="checkbox"/> Not Available	<input type="checkbox"/> In-Precinct regular ballot voting	<input type="checkbox"/> A Central Location <input type="checkbox"/> Precinct/Polling Place <input type="checkbox"/> Not Available
						<input type="checkbox"/> Special Device accessible to disabled voters	<input type="checkbox"/> A Central Location <input type="checkbox"/> Precinct/Polling Place <input type="checkbox"/> Not Available
						<input type="checkbox"/> Provisional Ballot voting	<input type="checkbox"/> A Central Location <input type="checkbox"/> Precinct/Polling Place <input type="checkbox"/> Not Available
						<input type="checkbox"/> Early Vote Site voting	<input type="checkbox"/> A Central Location <input type="checkbox"/> Precinct/Polling Place <input type="checkbox"/> Not Available
						<input type="checkbox"/> Not Available	

Type of Equipment	Number used	Make	Model	Version	Vendor	Machine use (select all that apply)	Location of Vote Tally (select all that apply)
F7c. Electronic system that prints voter choices on an optical scan ballot (hybrid of a DRE and optical scan system)						<input type="checkbox"/> In-Precinct regular ballot voting	<input type="checkbox"/> A Central Location <input type="checkbox"/> Precinct/Polling Place <input type="checkbox"/> Not Available
						<input type="checkbox"/> Special Device accessible to disabled voters	<input type="checkbox"/> A Central Location <input type="checkbox"/> Precinct/Polling Place <input type="checkbox"/> Not Available
						<input type="checkbox"/> Provisional Ballot voting	<input type="checkbox"/> A Central Location <input type="checkbox"/> Precinct/Polling Place <input type="checkbox"/> Not Available
						<input type="checkbox"/> Early Vote Site voting	<input type="checkbox"/> A Central Location <input type="checkbox"/> Precinct/Polling Place <input type="checkbox"/> Not Available
						<input type="checkbox"/> Not Available	
F7d. Optical/Digital Scan	Number of counters: _____					<input type="checkbox"/> In-Precinct regular ballot voting	<input type="checkbox"/> A Central Location <input type="checkbox"/> Precinct/Polling Place <input type="checkbox"/> Not Available
						<input type="checkbox"/> Special Device accessible to disabled voters	<input type="checkbox"/> A Central Location <input type="checkbox"/> Precinct/Polling Place <input type="checkbox"/> Not Available
						<input type="checkbox"/> Provisional Ballot voting	<input type="checkbox"/> A Central Location <input type="checkbox"/> Precinct/Polling Place <input type="checkbox"/> Not Available
						<input type="checkbox"/> Early Vote Site voting	<input type="checkbox"/> A Central Location <input type="checkbox"/> Precinct/Polling Place <input type="checkbox"/> Not Available
						<input type="checkbox"/> Absentee	<input type="checkbox"/> A Central Location <input type="checkbox"/> Not Available
						<input type="checkbox"/> Not Available	
	Number of booths: _____						
	<input type="checkbox"/> Not Available	<input type="checkbox"/> Not Available	<input type="checkbox"/> Not Available	<input type="checkbox"/> Not Available	<input type="checkbox"/> Not Available		

Type of Equipment	Number used	Make	Model	Version	Vendor	Machine use (select all that apply)	Location of Vote Tally (select all that apply)
-------------------	-------------	------	-------	---------	--------	-------------------------------------	--

F7e. Punch Card	Number of counters: _____	<input type="checkbox"/> Not Available	<input type="checkbox"/> Not Available	<input type="checkbox"/> Not Available	<input type="checkbox"/> Not Available	<input type="checkbox"/> Not Available	<input type="checkbox"/> In-Precinct regular ballot voting	<input type="checkbox"/> A Central Location <input type="checkbox"/> Precinct/Polling Place <input type="checkbox"/> Not Available
							<input type="checkbox"/> Special Device accessible to disabled voters	<input type="checkbox"/> A Central Location <input type="checkbox"/> Precinct/Polling Place <input type="checkbox"/> Not Available
	<input type="checkbox"/> Provisional Ballot voting						<input type="checkbox"/> A Central Location <input type="checkbox"/> Precinct/Polling Place <input type="checkbox"/> Not Available	
	<input type="checkbox"/> Early Vote Site voting						<input type="checkbox"/> A Central Location <input type="checkbox"/> Precinct/Polling Place <input type="checkbox"/> Not Available Place	
	<input type="checkbox"/> Absentee						<input type="checkbox"/> A Central Location <input type="checkbox"/> Not Available	
	<input type="checkbox"/> Not Available							
F7f. Lever	<input type="checkbox"/> Not Available	<input type="checkbox"/> Not Available	<input type="checkbox"/> Not Available	<input type="checkbox"/> Not Available	<input type="checkbox"/> Not Available	<input type="checkbox"/> Not Available	<input type="checkbox"/> In-Precinct regular ballot voting	<input type="checkbox"/> A Central Location <input type="checkbox"/> Precinct/Polling Place <input type="checkbox"/> Not Available
							<input type="checkbox"/> Special Device accessible to disabled voters	<input type="checkbox"/> A Central Location <input type="checkbox"/> Precinct/Polling Place <input type="checkbox"/> Not Available
							<input type="checkbox"/> Early Vote Site voting	<input type="checkbox"/> A Central Location <input type="checkbox"/> Precinct/Polling Place <input type="checkbox"/> Not Available
							<input type="checkbox"/> Not Available	


Type of Equipment	Number used	Make	Model	Version	Vendor	Machine use (select all that apply)	Location of Vote Tally (select all that apply)
-------------------	-------------	------	-------	---------	--------	--	---

F7g. Hand Counted Paper Ballots (not optical scan system)	Number of booths: _____ <input type="checkbox"/> Not Available					<input type="checkbox"/> In-Precinct regular ballot voting	<input type="checkbox"/> A Central Location <input type="checkbox"/> Precinct/Polling Place <input type="checkbox"/> Not Available Place
						<input type="checkbox"/> Special Device accessible to disabled voters	<input type="checkbox"/> A Central Location <input type="checkbox"/> Precinct/Polling Place <input type="checkbox"/> Not Available Place
						<input type="checkbox"/> Provisional Ballot voting	<input type="checkbox"/> A Central Location <input type="checkbox"/> Precinct/Polling Place <input type="checkbox"/> Not Available Place
						<input type="checkbox"/> Early Vote Site voting	<input type="checkbox"/> A Central Location <input type="checkbox"/> Precinct/Polling Place <input type="checkbox"/> Not Available
						<input type="checkbox"/> Absentee	<input type="checkbox"/> A Central Location <input type="checkbox"/> Not Available
						<input type="checkbox"/> Not Available	
F7h. Other						<input type="checkbox"/> In-Precinct regular ballot voting	<input type="checkbox"/> A Central Location <input type="checkbox"/> Precinct/Polling Place <input type="checkbox"/> Not Available
						<input type="checkbox"/> Special Device accessible to disabled voters	<input type="checkbox"/> A Central Location <input type="checkbox"/> Precinct/Polling Place <input type="checkbox"/> Not Available
						<input type="checkbox"/> Provisional Ballot voting	<input type="checkbox"/> A Central Location <input type="checkbox"/> Precinct/Polling Place <input type="checkbox"/> Not Available
						<input type="checkbox"/> Early Vote Site voting	<input type="checkbox"/> A Central Location <input type="checkbox"/> Precinct/Polling Place <input type="checkbox"/> Not Available Place
						<input type="checkbox"/> Absentee	<input type="checkbox"/> A Central Location <input type="checkbox"/> Not Available

	<input type="checkbox"/> Not Available	<input type="checkbox"/> Not Available	<input type="checkbox"/> Not Available	<input type="checkbox"/> Not Available	<input type="checkbox"/> Not Available	<input type="checkbox"/> Not Available	
--	--	--	--	--	--	--	--

Type of Equipment	Number used	Make	Model	Version	Vendor	Machine use (select all that apply)	Location of Vote Tally (select all that apply)
F7i. Other						<input type="checkbox"/> In-Precinct regular ballot voting	<input type="checkbox"/> A Central Location <input type="checkbox"/> Precinct/Polling Place <input type="checkbox"/> Not Available
						<input type="checkbox"/> Special Device accessible to disabled voters	<input type="checkbox"/> A Central Location <input type="checkbox"/> Precinct/Polling Place <input type="checkbox"/> Not Available
						<input type="checkbox"/> Provisional Ballot voting	<input type="checkbox"/> A Central Location <input type="checkbox"/> Precinct/Polling Place <input type="checkbox"/> Not Available
						<input type="checkbox"/> Early Vote Site voting	<input type="checkbox"/> A Central Location <input type="checkbox"/> Precinct/Polling Place <input type="checkbox"/> Not Available Place
						<input type="checkbox"/> Absentee	<input type="checkbox"/> A Central Location <input type="checkbox"/> Not Available
						<input type="checkbox"/> Not Available	
	<input type="checkbox"/> Not Available	<input type="checkbox"/> Not Available	<input type="checkbox"/> Not Available	<input type="checkbox"/> Not Available	<input type="checkbox"/> Not Available	<input type="checkbox"/> Not Available	

F8. The U.S. Election Assistance Commission welcomes any general comments the jurisdiction may wish to share regarding its Election Day experiences (e.g., problems with machines, recounts, staffing, challenges to eligibility, long lines, etc.), or note worthy success in administering the November 2008 general election. Please feel free to attach additional pages as necessary.



DRAFT