

FAFSA on the Web for 2008-2009

Effective

January 1, 2008


The following presentation will preview some of the many screens contained within the updated FAFSA on the Web (www.fafsa.ed.gov) for the 2008-2009 cycle.

There are limited changes to the site for 08-09.

The screens and associated text are not likely to change, however the site is still being tested and slight changes may occur before January 1, 2008.

The 2008-2009 application and
correction forms will be available on
the FAFSA on the Web site
January 1, 2008.

FAFSA on the Web's Homepage



**START HERE
GO FURTHER**
FEDERAL STUDENT AID™

FAFSA
Free Application for Federal Student Aid

FAFSA Home | Student Aid on the Web | Application Deadlines | PIN Site | Help | Contact Us | FAQs | Site Map | About Us

[English](#) | [Español](#)

Federal Student Aid FAFSA

We have simplified the process of filling out the FAFSA. You can follow each section all of the way through for a comprehensive set of instructions.

1 Before Beginning a FAFSA

Get organized!
To simplify the application process, gather required documents and other information ahead of time.

- [Determine Your Dependency Status](#)
- [FAFSA on the Web Worksheet](#)
- [Search for School Codes](#)
- [Students & Parents Apply For a PIN](#)
- [Check Application Deadline Dates](#)

2 Filling Out a FAFSA

Fill out the FAFSA!
The FAFSA has seven steps that ask about you, your financial information, your school plans, and more.

- [Fill Out Your FAFSA](#)
- [Open Your Saved FAFSA or Correction Application](#)
- [Sign Electronically With Your PIN](#)

3 FAFSA Follow-Up

View your results online!
You can check the status of your application, make corrections to a processed FAFSA, and get other information.

- [Check Status of a Submitted FAFSA or Print Signature Page](#)
- [Make Corrections to a Processed FAFSA](#)
- [Add or Delete a School Code](#)
- [View and Print Your Student Aid Report](#)

FAFSA ALERTS:

FAFSA Deadlines:
Submit 2007-2008 FAFSA on the Web Applications by **midnight Central Daylight time**, June 30, 2008.
Submit 2008-2009 FAFSA on the Web Applications by **midnight Central Daylight time**, June 30, 2009. [More>](#)

State deadlines are normally much earlier than Federal deadlines. To find your state's deadline, select [state deadlines](#).


Scheduled Maintenance:
FAFSA on the Web will be unavailable every Sunday from 5 a.m. to 9 a.m. (Eastern Time). We apologize for any inconvenience this may cause. [More>](#)

Site Last Updated: Friday, October 5, 2007

FOIA | Privacy | Security | Notices | [WhiteHouse.gov](#) | [USA.gov](#) | [ED.gov](#)

The “Before Beginning a FAFSA” Section

Before Beginning a FAFSA Overview



**START HERE
GO FURTHER**
FEDERAL STUDENT AID™

FAFSA
Free Application for Federal Student Aid

FAFSA Home Student Aid on the Web Application Deadlines PIN Site Help Contact Us FAQs Site Map About Us

1 Before Beginning a FAFSA

- Overview
- General Student Aid Info
- Documents Needed
- FAFSA on the Web Worksheet
- Drug Conviction Worksheet
- Other Worksheets
- Signatures Required
- PIN Information
- Time to Complete
- Application Deadline
- Search for School Codes
- Browser Requirements
- Clearing Your Browser's Cache
- Before beginning a FAFSA FAQs

2 Filling Out a FAFSA

3 FAFSA Follow-Up

Before Beginning a FAFSA

Before Beginning a FAFSA Overview

Time Saving Suggestions

Gather the documents you need

Start with your Social Security Number, driver's license, income tax returns, bank statements, and investment records.

Print a FAFSA on the Web Worksheet

Write in your answers and gather your parents' information then transfer the data to FAFSA on the Web.

Plan how to sign your FAFSA

Sign electronically with a Personal Identification Number (PIN) or by mailing in a signature page.

Apply for a PIN now!

Speed up the process by signing your FAFSA electronically with your PIN. Your parent can sign electronically too.

Check your eligibility for federal student aid.

Note important deadlines


To meet the Federal Student Aid deadline:

- Apply as early as possible beginning January 1st of each year.
- Schools and states have their own deadlines. Contact them for exact deadline dates.

Site Last Updated: Friday, October 5, 2007

FOIA | Privacy | Security | Notices WhiteHouse.gov | USA.gov | ED.gov

One of the Many Options Within the “Before Beginning a FAFSA” Section



**START HERE
GO FURTHER**
FEDERAL STUDENT AID

FAFSA
Free Application for Federal Student Aid

[FAFSA Home](#) [Student Aid on the Web](#) [Application Deadlines](#) [PIN Site](#) [Help](#) [Contact Us](#) [FAQs](#) [Site Map](#) [About Us](#)

1 Before Beginning a FAFSA

- Overview
- General Student Aid Info
- Documents Needed
- ▶ FAFSA on the Web Worksheet**
- Drug Conviction Worksheet
- Other Worksheets
- Signatures Required
- PIN Information
- Time to Complete
- Application Deadline
- Search for School Codes
- Browser Requirements
- Clearing Your Browser's Cache
- Before beginning a FAFSA FAQs

2 Filling Out a FAFSA

3 FAFSA Follow-Up

Before Beginning a FAFSA

FAFSA on the Web Worksheet

The FAFSA on the Web Worksheet allows you to read and complete the questions before entering your information online. The questions are listed in the same order that they appear on the Web site.

The worksheet is available in color or in black and white.

Select this link to download or display a [2008-2009 FAFSA on the Web Worksheet \(color\)](#) in PDF format.

Select this link to download or display a [2008-2009 FAFSA on the Web Worksheet \(black and white\)](#) in PDF format.

Select this link to download or display a [2007-2008 FAFSA on the Web Worksheet \(color\)](#) in PDF format.

Select this link to download or display a [2007-2008 FAFSA on the Web Worksheet \(black and white\)](#) in PDF format.

Site Last Updated: Friday, October 5, 2007

[FOIA](#) | [Privacy](#) | [Security](#) | [Notices](#) [WhiteHouse.gov](#) | [USA.gov](#) | [ED.gov](#)

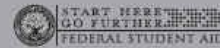
FAFSA on the Web Worksheet

- The order of the questions within FAFSA on the Web is different than the order of the questions on the paper FAFSA
- The FAFSA on the Web Worksheet presents the questions in the same order as they are presented within FAFSA on the Web
- Students wanting to fill out a paper form in preparation for submitting their FAFSA using FAFSA on the Web should complete the FAFSA on the Worksheet rather than the paper FAFSA
- Worksheets A, B, and C are part of the FAFSA on the Web Worksheet

FAFSA on the Web Worksheet



2008 — 2009
FAFSA ON THE WEB WORKSHEET
www.fafsa.ed.gov



DO NOT MAIL THIS WORKSHEET.

You must complete and submit a *Free Application for Federal Student Aid* (FAFSA) to apply for federal student aid and to apply for most state and college aid. Applying online with *FAFSA on the Web* at www.fafsa.ed.gov is faster and easier than using a paper FAFSA.

For state or college aid, the deadline may be as early as January 2008. See the table to the right for state deadlines. Check with your high school counselor or your college's financial aid administrator about other deadlines.

• **Complete this Worksheet only if you plan to use FAFSA on the Web to apply for federal student aid.**

• Sections in purple are for parent information.

• In parentheses after each question is the number that is used on *FAFSA on the Web* and the paper FAFSA.

• **Submit your FAFSA early, but not before January 1, 2008.**

Apply Faster—Sign your FAFSA with a Federal Student Aid PIN.

If you do not have a PIN, you can apply for one at www.pin.ed.gov. You will receive your PIN and then you can electronically sign when you submit your FAFSA. If you are providing parent information, one parent must also sign your FAFSA. To sign electronically, your parent should also apply for a PIN.

You will need the following information to complete this Worksheet:

- Your Social Security Number and your parents' Social Security Numbers if you are providing parent information;
- Your driver's license number if you have one;
- Your Alien Registration Number if you are not a U.S. citizen;
- 2007 federal tax information or tax returns (including IRS W-2 information) for yourself (and spouse if you are married) and for your parents if you are providing parent information. If you have not yet filed a 2007 income tax return, you can still submit your FAFSA but you must provide income and tax information.
- Records of untaxed income, such as Social Security benefits, welfare benefits (e.g., TANF), and veterans benefits, for yourself, and your parents if you are providing parent information; and
- Information on savings, investments, and business and farm assets for yourself, and your parents if you are providing parent information.

WARNING!

Be wary of organizations that charge a fee to submit your application or to find you money for school. In general, the help you pay for can be obtained for free from your school or from Federal Student Aid.

NOTE:

If you or your family have unusual circumstances (such as loss of employment), complete *FAFSA on the Web* to the extent you can, then submit the application and consult the financial aid office at the college you plan to attend.

STATE AID DEADLINES

Check with the school's financial aid administrator for these states and territories: AL, *AS, CO, *FM, GA, *GU, *HI, *MI, *MP, NE, *NM, *NV, OR, PR, *PW, *SD, *TX, UT, *VA, *VI, *VT, WA, WI, and *WY

AK	April 15, 2008 (date received)
AR	Academic Challenge - June 1, 2008 Workforce Grant - Contact your financial aid administrator. Higher Education Opportunity Grant - June 1, 2008 (fall term) - November 1, 2008 (spring term) (date received)
AZ	June 30, 2009 (date received)
* CA	Initial awards - March 2, 2008 Additional community college awards - September 2, 2008 (date postmarked)
** CT	February 15, 2008 (date received)
* DC	June 30, 2008 (date received by state)
DE	April 15, 2008 (date received)
FL	May 15, 2008 (date processed)
IA	July 1, 2008 (date received)
** ID	March 1, 2008 (date received)
# IL	First-time applicants - September 30, 2008 Continuing applicants - August 15, 2008 (date received)
IN	March 10, 2008 (date received)
# *KS	April 1, 2008 (date received)
# KY	March 15, 2008 (date received)
LA	July 1, 2008 (date received)
# MA	May 1, 2008 (date received)
MD	March 1, 2008 (date received)
ME	May 1, 2008 (date received)
MI	March 1, 2008 (date received)
MN	30 days after term starts (date received)
MO	April 1, 2008 (date received)
# MS	MTAG and MESG Grants - September 15, 2008 HELP Scholarship - March 31, 2008
# MT	March 1, 2008 (date received)
NC	March 15, 2008 (date received)
ND	March 15, 2008 (date received)
NH	May 1, 2008 (date received)
NJ	June 1, 2008, if you received a Tuition Aid Grant in 2007-2008 All other applicants - October 1, 2008, fall and spring terms - March 1, 2009, spring term only (date received)
* NY	May 1, 2009 (date received)
OH	October 1, 2008 (date received)
# OK	April 15, 2008 (date received) for best consideration
* PA	All 2007-2008 State Grant recipients & all non-2007-2008 State Grant recipients in degree programs - May 1, 2008 All other applicants - August 1, 2008 (date received)
# RI	March 1, 2008 (date received)
SC	Tuition Grants - June 30, 2008 (date received)
# TN	State Grant - March 1, 2008 State Lottery - September 1, 2008 (date received)
* WV	March 1, 2008 (date received)

For priority consideration, submit application by date specified.

* Additional form may be required.

The New Dependency Worksheet



**START HERE
GO FURTHER**
FEDERAL STUDENT AID

FAFSA
Free Application for Federal Student Aid

[Help](#) [Contact Us](#) [FAQs](#)

Worksheets

Dependency Status Worksheet

Were you born before January 1, 1985 (question 48)?	<input type="text" value="Select"/>
At the beginning of the school year 2008-2009 will you be working on a master's or doctorate program (such as an MA, MBA, MD, JD, PhD, EdD, or graduate certificate, etc.) (question 49)?	<input type="text" value="Select"/>
As of today are you married? (Answer "Yes" if you are separated, but not divorced.) (question 50)	<input type="text" value="Select"/>
Do you have children who receive more than half of their support from you (question 51)?	<input type="text" value="Select"/>
Do you have dependents (other than children or spouse) who live with you and who receive more than half of their support from you, now and through June 30, 2009 (question 52)?	<input type="text" value="Select"/>
Are (a) both of your parents deceased, or (b) are you (or were you until age 18) a ward or dependent of the court (question 53)?	<input type="text" value="Select"/>
Are you currently serving on active duty in the U.S. Armed Forces for purposes other than training (question 54)?	<input type="text" value="Select"/>
Are you a veteran of the U.S. Armed Forces (question 55)?	<input type="text" value="Select"/>

[PREVIOUS](#)

[NEXT](#)

[NEED HELP?](#)

[EXIT](#)

Site Last Updated: Friday, October 5, 2007

[Privacy](#)

The 2008-2009 FAFSA on the Web Application

The First Page



START HERE
GO FURTHER
FEDERAL STUDENT AID

FAFSA

Free Application for Federal Student Aid

[Help](#) [Contact Us](#) [FAQs](#) [Live Help](#)

1 Info About You (the Student)

2 Your Dependency Status

3 Your Parents' Information

4 Your Finances

5 Schools to Receive Your Results

6 Review FAFSA and Apply Signatures

7 Submit Your FAFSA

Info About You (the Student)

The following FAFSA questions are not asked in the same order as they are on the paper FAFSA. For your reference, we have included the paper FAFSA question numbers in parenthesis after each question.

Your last name (question 1):	<input type="text" value="SIMPSON"/>
Your first name (question 2):	<input type="text" value="BARTHOLOMEY"/>
Your middle initial (question 3):	<input type="text"/>
Your permanent mailing address (include apt. number) (question 4):	<p>Only use letters (A-Z), numbers (0-9), periods (.), commas (,), apostrophes ('), dashes (-), number symbols (#), at symbols (@), percent symbols (%), ampersands (&), slashes (/), or blanks (spaces). No other characters are allowed. Use street address abbreviations such as apt (apartment) or ave (avenue) if the address extends beyond the space provided.</p> <input type="text"/>
Your city (and country if not U.S.) (question 5):	<input type="text"/>
Your state (question 6):	<input type="text" value="Select"/>
Your ZIP Code (question 7):	<input type="text"/>
Your Social Security Number (question 8):	(Data cannot be entered in this field.) 483-56-5555
Your date of birth (question 9):	<p>Enter this date in "mmddyyyy" format. For example, 08171975 for August 17, 1975.</p> <input type="text" value="06191986"/>
Your permanent telephone number (question 10):	<p>Provide the area code first. Enter the numbers, without parentheses and dashes. For example, 2025551212.</p> <input type="text"/>
Your driver's license number (if any) (question 11):	<input type="text"/>
Your driver's license state (question 12):	<input type="text" value="Select"/>
Are you a U.S. citizen (question 14)?	<input type="text" value="Select"/>

[PREVIOUS](#) [NEXT](#)

[NEED HELP?](#)

[SAVE](#)

[VIEW FAFSA SUMMARY](#)

[EXIT](#)

Site Last Updated: Wednesday, October 10, 2007

[Privacy](#)

Male or Female?



START HERE
GO FURTHER
FEDERAL STUDENT AID

FAFSA
Free Application for Federal Student Aid

[Help](#) [Contact Us](#) [FAQs](#) [Live Help](#)

1 Info About You (the Student)

2 Your Dependency Status

3 Your Parents' Information

4 Your Finances

5 Schools to Receive Your Results

6 Review FAFSA and Apply Signatures

7 Submit Your FAFSA

Info About You (the Student)

Are you male or female (question 21)?

Select ▾

PREVIOUS

NEXT

NEED HELP?

SAVE

VIEW FAFSA SUMMARY

EXIT

Site Last Updated: Wednesday, October 10, 2007

[Privacy](#)

The Dependency Questions



START HERE
GO FURTHER
FEDERAL STUDENT AID

FAFSA
Free Application for Federal Student Aid

[Help](#) [Contact Us](#) [FAQs](#) [Live Help](#)

1 **Info About You (the Student)**

2 **Your Dependency Status**

3 Your Parents' Information

4 Your Finances

5 Schools to Receive Your Results

6 Review FAFSA and Apply Signatures

7 Submit Your FAFSA

Your Dependency Status

Answer the following questions relating to your dependency status:

Were you born before January 1, 1985 (question 48)?	<input type="text" value="Select"/>
At the beginning of the school year 2008-2009 will you be working on a master's or doctorate program (such as an MA, MBA, MD, JD, PhD, EdD, or graduate certificate, etc.) (question 49)?	<input type="text" value="Select"/>
As of today are you married? (Answer "Yes" if you are separated, but not divorced.) (question 50)	<input type="text" value="No"/>
Do you have children who receive more than half of their support from you (question 51)?	<input type="text" value="Select"/>
Do you have dependents (other than children or spouse) who live with you and who receive more than half of their support from you, now and through June 30, 2009 (question 52)?	<input type="text" value="Select"/>
Are (a) both of your parents deceased, or (b) are you (or were you until age 18) a ward or dependent of the court (question 53)?	<input type="text" value="Select"/>
Are you currently serving on active duty in the U.S. Armed Forces for purposes other than training (question 54)?	<input type="text" value="Select"/>
Are you a veteran of the U.S. Armed Forces (question 55)?	<input type="text" value="Select"/>

[PREVIOUS](#)

[NEXT](#)

[NEED HELP?](#)

[SAVE](#)


[VIEW FAFSA SUMMARY](#)

[EXIT](#)

Site Last Updated: Wednesday, October 10, 2007

[Privacy](#)

Application Saved Text



START HERE
GO FURTHER
FEDERAL STUDENT AID™

FAFSA
Free Application for Federal Student Aid

Help Contact Us FAQs Live Help

- 1 Info About You (the Student)
- 2 Your Dependency Status**
- 3 Your Parents' Information
- 4 Your Finances
- 5 Schools to Receive Your Results

Your Dependency Status

Application was successfully saved.

Answer the following questions relating to your dependency status:

Were you born before January 1, 1985 (question 48)?	<input type="text" value="Select"/>
At the beginning of the school year 2008-2009 will you be working on a master's or doctorate	<input type="text" value="Select"/>

Skip Parental Questions



START HERE
GO FURTHER
FEDERAL STUDENT AID™

FAFSA
Free Application for Federal Student Aid

[Help](#) [Contact Us](#) [FAQs](#) [Live Help](#)

1 Info About You (the Student)

2 Your Dependency Status

3 Your Parents' Information

4 Your Finances

5 Schools to Receive Your Results

6 Review FAFSA and Apply Signatures

7 Submit Your FAFSA

Your Parents' Information

You are considered an **"independent"** student because you answered "Yes" to one or more questions in step 2.

You are not required to answer questions about your parents:

Do you want to answer questions about your parents?

Note: You may want to answer the parental questions if:

- You are a health profession student (such as a medical or nursing student), or
- Your school requires parental information from all students.

Select ▼

PREVIOUS

NEXT

NEED HELP?

SAVE

VIEW FAFSA SUMMARY

EXIT

Site Last Updated: Wednesday, October 10, 2007

Entering Parental Data



START HERE
GO FURTHER
FEDERAL STUDENT AID

FAFSA
Free Application for Federal Student Aid

[Help](#) [Contact Us](#) [FAQs](#) [Live Help](#)

- 1 Info About You (the Student)
- 2 Your Dependency Status
- 3 Your Parents' Information**
- 4 Your Finances
- 5 Schools to Receive Your Results
- 6 Review FAFSA and Apply Signatures
- 7 Submit Your FAFSA

Your Parents' Information

What is your parents' marital status as of today (question 56)?

Select

Month and year student's parents were married, separated, divorced, or widowed (question 57):

If divorced, use date of divorce or separation, whichever is earlier. Enter this date in "mmyyyy" format. For example, 081996 for August, 1996.

[PREVIOUS](#)

[NEXT](#)

[NEED HELP?](#)

[SAVE](#)

[VIEW FAFSA SUMMARY](#)

[EXIT](#)

Site Last Updated: Wednesday, October 10, 2007

[Privacy](#)

Needs Tested Federal Benefit Questions



START HERE
GO FURTHER
FEDERAL STUDENT AID

FAFSA
Free Application for Federal Student Aid

[Help](#) [Contact Us](#) [FAQs](#) [Live Help](#)

1 [Info About You \(the Student\)](#)

2 [Your Dependency Status](#)

3 [Your Parents' Information](#)

4 [Your Finances](#)

5 [Schools to Receive Your Results](#)

6 [Review FAFSA and Apply Signatures](#)

7 [Submit Your FAFSA](#)

Your Parents' Information

In 2007, did you, your parents, or anyone in your parents' household receive benefits from any of the federal benefit programs listed? Check all the programs that apply.

Select parents' household to identify who is included in your parents' household.

- | | |
|--------------------------|--|
| <input type="checkbox"/> | Supplemental Security Income (SSI) (question 71). |
| <input type="checkbox"/> | Food Stamps (question 72). |
| <input type="checkbox"/> | Free or Reduced Price Lunch (question 73). |
| <input type="checkbox"/> | Temporary Assistance for Needy Families (TANF) (question 74). |
| <input type="checkbox"/> | Special Supplemental Nutrition Program for Women, Infants, and Children (WIC) (question 75). |

[PREVIOUS](#)

[NEXT](#)

[NEED HELP?](#)

[SAVE](#)

[VIEW FAFSA SUMMARY](#)

[EXIT](#)

Site Last Updated: Wednesday, October 10, 2007

[Privacy](#)

Skip Income Tax and Asset Questions



START HERE
GO FURTHER
FEDERAL STUDENT AID

FAFSA
Free Application for Federal Student Aid

[Help](#) [Contact Us](#) [FAQs](#) [Live Help](#)

- 1 [Info About You \(the Student\)](#)
- 2 [Your Dependency Status](#)
- 3 [Your Parents' Information](#)
- 4 [Your Finances](#)
- 5 [Schools to Receive Your Results](#)
- 6 [Review FAFSA and Apply Signatures](#)
- 7 [Submit Your FAFSA](#)

Your Parents' Information

Based on your answers to previous questions, you may skip certain income and asset questions, including:

- Your and your parents' income taxes and exemptions.
- Your and your parents' untaxed income and income exclusions that would otherwise be reported on Worksheets A, B, and C.
- Your and your parents' assets.

Do you want to skip questions about your and your parents' income and assets?

Note: Some schools may require answers to these questions to determine your eligibility for school aid. However, answering these questions will not affect your eligibility for federal student aid, such as a Federal Pell Grant.

Select ▼

[PREVIOUS](#) [NEXT](#)

[NEED HELP?](#)

[SAVE](#)

[VIEW FAFSA SUMMARY](#)

[EXIT](#)

Site Last Updated: Wednesday, October 10, 2007

Skip Asset Questions



START HERE
GO FURTHER
FEDERAL STUDENT AID

FAFSA
Free Application for Federal Student Aid

[Help](#) [Contact Us](#) [FAQs](#) [Live Help](#)

1 **Info About You (the Student)**

2 **Your Dependency Status**

3 **Your Parents' Information**

4 **Your Finances**

5 **Schools to Receive Your Results**

6 **Review FAFSA and Apply Signatures**

7 **Submit Your FAFSA**

Your Finances

Based on your answers to previous questions, you may skip questions about your (and your spouse's) assets, including:

- Current investments.
- Current business and/or investment farms.
- Current balance of cash, savings, and checking account.

Do you want to skip questions about your (and your spouse's) assets?

Note: Some schools may require answers to these questions to determine your eligibility for school aid. However, answering these questions will not affect your eligibility for federal student aid, such as a Federal Pell Grant.

Select ▼

PREVIOUS

NEXT

NEED HELP?


SAVE

VIEW FAFSA SUMMARY

EXIT

Site Last Updated: Wednesday, October 10, 2007

Did you receive veterans education benefits?

	START HERE GO FURTHER FEDERAL STUDENT AID	FAFSA Free Application for Federal Student Aid
Help Contact Us FAQs Live Help		
<ul style="list-style-type: none">1 Info About You (the Student)2 Your Dependency Status3 Your Parents' Information4 Your Finances5 Schools to Receive Your Results6 Review FAFSA and Apply Signatures7 Submit Your FAFSA	Your Finances	
<p>What was your (and your spouse's) adjusted gross income for 2007 (question 35)?</p> <p>This information may be on the following forms:</p> <ul style="list-style-type: none">■ IRS Form 1040 - line 37;■ 1040A - line 21; or■ 1040EZ - line 4. <p>If you have not completed your 2007 taxes, select the Income Estimator button and answer the questions on the worksheet.</p> <p>Enter whole dollar amounts in this box, and do not use commas. \$ <input type="text"/> .00</p> <p>INCOME ESTIMATOR</p>		
<p>How much did you earn from working (wages, salaries, tips, combat pay, etc.) in 2007 (question 38)?</p> <p>Answer this question whether or not you filed a tax return.</p> <p>This information may be on the following forms:</p> <ul style="list-style-type: none">■ 2007 W-2 Forms - box numbers 1 + 8 , or■ IRS Form 1040-lines 7 + 12 + 18 + Box 14 of IRS Schedule K-1 (Form 1065);■ 1040A - line 7; or■ 1040EZ - line 1. <p>Enter whole dollar amounts in this box, and do not use commas. \$ <input type="text"/> .00</p>		
<p>Did you receive veterans education benefits? <input type="text" value="No"/></p>		
<p style="text-align: right;">PREVIOUS NEXT</p> <p>NEED HELP? SAVE VIEW FAFSA SUMMARY EXIT</p>		
<p>Site Last Updated: Wednesday, October 10, 2007</p>		
<p>Privacy</p>		

Entering Student Income Information



START HERE
GO FURTHER
FEDERAL STUDENT AID

FAFSA
Free Application for Federal Student Aid

Help Contact Us FAQs Live Help

1 Info About You (the Student)

2 Your Dependency Status

3 Your Parents' Information

4 Your Finances

5 Schools to Receive Your Results

6 Review FAFSA and Apply Signatures

7 Submit Your FAFSA

Your Finances

Enter the amount of your (and your spouse's) income tax for 2007 (question 36):

This information may be on the following forms:

- IRS Form 1040 - line 57;
- 1040A - line 35; or
- 1040EZ - line 11.

Enter whole dollar amounts in this box, and do not use commas.

\$.00

Enter your (and your spouse's) exemptions for 2007 (question 37):

This information may be on the following forms:

- IRS Form 1040 - line 6d;
- 1040A-line 6d; or
- 1040EZ

PREVIOUS NEXT

NEED HELP?

SAVE

VIEW FAFSA SUMMARY

EXIT

Site Last Updated: Wednesday, October 10, 2007

Embedded Worksheet Pages



**START HERE
GO FURTHER**
FEDERAL STUDENT AID

FAFSA
Free Application for Federal Student Aid

[Help](#) [Contact Us](#) [FAQs](#) [Live Help](#)

- 1 Info About You (the Student)
- 2 Your Dependency Status
- 3 Your Parents' Information
- 4 Your Finances**
- 5 Schools to Receive Your Results
- 6 Review FAFSA and Apply Signatures
- 7 Submit Your FAFSA

Your Finances

Worksheet A Report Annual Amounts

If a question does not apply to you (or your spouse), leave it blank or enter zero.

Did you (or your spouse) receive any of the following items in 2007?

Items WA1 - WA4 are collectively called Worksheet A. The total will be entered automatically on the FAFSA for Question 40.

WA1. Earned income credit from the IRS Form: <ul style="list-style-type: none">■ 1040-line■ 1040A-line■ 1040EZ-line	Enter whole dollar amounts in this box, and do not use commas. \$ <input type="text"/> .00
WA2. Additional child tax credit from IRS Form 1040-line or 1040A-line.	Enter whole dollar amounts in this box, and do not use commas. \$ <input type="text"/> .00
WA3. Welfare benefits, including Temporary Assistance for Needy Families (TANF). Don't include food stamps or subsidized housing.	Enter whole dollar amounts in this box, and do not use commas. \$ <input type="text"/> .00
WA4. Social Security benefits received for all household members as reported in question 90, that were not taxed (such as SSI). Report benefits paid directly to parents on the Parents' Worksheet A.	Enter whole dollar amounts in this box, and do not use commas. \$ <input type="text"/> .00
Total of Student's Worksheet A (question 40): Total of questions WA1 - WA4 above.	This is a display field only. It holds a running calculation of the entered values. \$ <input type="text"/> .00

[PREVIOUS](#) [NEXT](#)

[NEED HELP?](#) [SAVE](#) [EXIT](#)

Site Last Updated: Wednesday, October 10, 2007

[Privacy](#)

Searching for College Codes



START HERE
GO FURTHER
FEDERAL STUDENT AID

FAFSA

Free Application for Federal Student Aid

[Help](#) [Contact Us](#) [FAQs](#) [Live Help](#)

1 **Info About You (the Student)**

2 **Your Dependency Status**

3 **Your Parents' Information**

4 **Your Finances**

5 **Schools to Receive Your Results**

6 **Review FAFSA and Apply Signatures**

7 **Submit Your FAFSA**

Schools to Receive Your Results

Enter the Federal School Codes for any school(s) you are considering attending in 2008-2009. Your FAFSA information will be sent to these school(s).

If you already know the Federal School Code, enter that code in the School Code box.

Federal School Code (question 97a):

If you do not know the Federal School Code, select the **Find School Code** button and follow the instructions for finding the Federal School Code of your choice.

[FIND SCHOOL CODE](#)

[PREVIOUS](#)

[NEXT](#)

[NEED HELP?](#)


[VIEW FAFSA SUMMARY](#)


[EXIT](#)

Site Last Updated: Wednesday, October 10, 2007

[Privacy](#)

Searching for College Codes





Help
Contact Us
FAQs
Live Help

- 1 Info About You (the Student)
- 2 Your Dependency Status
- 3 Your Parents' Information
- 4 Your Finances
- 5 Schools to Receive Your Results
- 6 Review FAFSA and Apply Signatures
- 7 Submit Your FAFSA

Schools to Receive Your Results

Results of the School Code Search for "University of Iowa" in the state of IA

We found 2 matches that meet your search criteria. The resulting list of schools is sorted by school name in ascending order.

Select the School Code, Name, and Address of the school listed below that you want to receive your FAFSA information. If you do not find the name of the school you want, try revising your search. Then, select [Next](#) and wait for the search to complete.

[UNIVERSITY OF IOWA](#)
[208 CALVIN HALL](#)
[IOWA CITY](#)
[Federal School Code: G01892](#)

[UNIVERSITY OF IOWA](#)
[208 CALVIN HALL](#)
[IOWA CITY](#)
[Federal School Code: 001892](#)

What state is the school in?	<p>Select the state where the school is located from the dropdown box. If you are searching for a school outside of the U.S., the U.S. territories, Canada, and Mexico, select 'Foreign Country' from the dropdown box.</p> <p>NOTE: Foreign schools may or may not be able to receive your Student Aid Report (SAR) electronically. Check with the school selected on your FAFSA to see if they will need a paper copy of your SAR.</p> <div style="border: 1px solid #ccc; padding: 2px; width: 100%;">Iowa</div>
What city is the school in?	<p>If you want to narrow your search, enter the city where the school is located. If you selected 'Foreign Country' as the state, leave this field blank.</p> <div style="border: 1px solid #ccc; padding: 2px; width: 100%; height: 20px;"></div>
What is the school name? (keyword):	<p>If you want to narrow your search further, enter a keyword of the school name. The keyword must contain only letters (A-Z), numbers (0-9), period (.), dash (-), ampersand (&), parenthesis (), or apostrophe (').</p> <p>Note: Saint, University, Mount, and a few other words are often abbreviated in our database (i.e., 'st', 'univ', and 'mt'). Because of these abbreviations, you should use as little text as possible in your search. Keywords must be entered exactly as they are found in our database in order to find the school.</p> <div style="border: 1px solid #ccc; padding: 2px; width: 100%;">University of Iowa</div>
How do you want the school code search results sorted?	<p>If you leave City and/or School Name blank, or search on words such as "univ" or "university," it is likely to result in a long list of schools. To help you locate the correct school on the list, select a sorting option from the dropdown box.</p> <div style="border: 1px solid #ccc; padding: 2px; width: 100%;">Name</div>

PREVIOUS
NEXT

NEED HELP?
VIEW FAFSA SUMMARY
EXIT

Site Last Updated: Wednesday, October 10, 2007

Privacy

Searching for College Codes



START HERE
GO FURTHER
FEDERAL STUDENT AID

FAFSA
Free Application for Federal Student Aid

[Help](#) [Contact Us](#) [FAQs](#) [Live Help](#)

1 **Info About You (the Student)**

2 **Your Dependency Status**

3 **Your Parents' Information**

4 **Your Finances**

5 **Schools to Receive Your Results**

6 **Review FAFSA and Apply Signatures**

7 **Submit Your FAFSA**

Schools to Receive Your Results

UNIVERSITY OF IOWA
208 CALVIN HALL
IOWA CITY
Federal School Code: 001892

Select your housing plans. Then select [Next](#)

Housing Plans (question 97b):

Select

[PREVIOUS](#)

[NEXT](#)

[NEED HELP?](#)

[VIEW FAFSA SUMMARY](#)

[EXIT](#)

Site Last Updated: Wednesday, October 10, 2007

[Privacy](#)

Searching for College Codes



START HERE
GO FURTHER
FEDERAL STUDENT AID

FAFSA
Free Application for Federal Student Aid

[Help](#) [Contact Us](#) [FAQs](#) [Live Help](#)

- 1 Info About You (the Student)
- 2 Your Dependency Status
- 3 Your Parents' Information
- 4 Your Finances
- 5 Schools to Receive Your Results**
- 6 Review FAFSA and Apply Signatures
- 7 Submit Your FAFSA

Schools to Receive Your Results

Federal School Code and Housing Plans List

You have selected the following Federal School Codes and associated housing plans. If you want to add a Federal School Code and associated housing plan, select the [Add School](#) button. If you want to edit or delete a Federal School Code, select **Delete**. Your FAFSA information will not be sent to any school that you delete from your application. If you want to change a housing plan, select **Edit**.

NOTE: You must enter at least one Federal School Code; you may have up to ten. You must provide housing plans for each Federal School Code.

Federal School Code	School Name	Delete	Housing Plans	Edit
97a. 001892	UNIVERSITY OF IOWA	Delete	97b. On campus	Edit
97c.			97d.	
97e.			97f.	
97g.			97h.	
97i.			97j.	
97k.			97l.	
97m.			97n.	
97o.			97p.	
97q.			97r.	
97s.			97t.	

[ADD SCHOOL](#)

[PREVIOUS](#) [NEXT](#)

[NEED HELP?](#)

[VIEW FAFSA SUMMARY](#)

[EXIT](#)

Site Last Updated: Wednesday, October 10, 2007

ACG Data Screens



START HERE
GO FURTHER
FEDERAL STUDENT AID

FAFSA
Free Application for Federal Student Aid

[Help](#) [Contact Us](#) [FAQs](#) [Live Help](#)

Review FAFSA and Apply Signatures

Academic Competitiveness Grant

Based on the information reported on your FAFSA, you may be eligible for an Academic Competitiveness Grant (ACG). To be eligible for this grant you must:

- Be a U.S. citizen
- Be eligible for a Federal Pell Grant
- Be a first or second year undergraduate student
- Have completed a rigorous high school program of study after January 1, 2005
- Be enrolled full-time in a two or four year degree program.

[PREVIOUS](#)

[NEXT](#)

[NEED HELP?](#)

[EXIT](#)

Site Last Updated: Wednesday, October 10, 2007

[Privacy](#)

ACG Data Screens



START HERE
GO FURTHER
FEDERAL STUDENT AID

FAFSA
Free Application for Federal Student Aid

[Help](#) [Contact Us](#) [FAQs](#) [Live Help](#)

Review FAFSA and Apply Signatures

ACG Eligibility Data

Based on the information reported on your 2008-2009 FAFSA, you may be eligible for an ACG depending upon the type of courses you completed in high school. We will need to ask you some additional questions.

What year did you complete high school or its equivalent?

Select ▾

PREVIOUS

NEXT

NEED HELP?

EXIT

Site Last Updated: Wednesday, October 10, 2007

[Privacy](#)

ACG Data Screens



START HERE
GO FURTHER
FEDERAL STUDENT AID™

FAFSA
Free Application for Federal Student Aid

[Help](#) [Contact Us](#) [FAQs](#) [Live Help](#)

Review FAFSA and Apply Signatures

ACG Eligibility Data

In what state did you complete high school or its equivalent?

Select

Select Foreign Country (FC) if you completed high school abroad.

PREVIOUS

NEXT

NEED HELP?

EXIT

Site Last Updated: Wednesday, October 10, 2007

[Privacy](#)

ACG Data Screens



START HERE
GO FURTHER
FEDERAL STUDENT AID™

FAFSA
Free Application for Federal Student Aid

[Help](#) [Contact Us](#) [FAQs](#) [Live Help](#)

Review FAFSA and Apply Signatures

ACG Eligibility Data

Select the rigorous high school program of study that you completed:

For more information about each state's rigorous high school programs, select [State Programs](#).

Select

Check one or both (if they apply):

Student's Eligible AP/IB Exam Score.

Check this option if you completed two or more Advanced Placement (AP) courses and scored 3 or better on at least two AP exams for the courses completed **or** if you completed two or more International Baccalaureate (IB) courses and scored 4 or better on at least two IB exams for the courses completed.

Student's Eligible High School Coursework.

(Set of courses similar to State Scholars Initiative)

Check this option if you completed and passed all of the following high school courses:

- Four years of English
- Three years of math (including Algebra I and a higher level math class such as Algebra II, Geometry, or Data Analysis and Statistics)
- Three years of social studies
- Three years of science (including at least one year each of two of the following: Biology, Chemistry, or Physics)
- One year of a language other than English.

Be sure to submit this information. We will send the information to the colleges listed on your FAFSA.

The financial aid administrator at your college will determine if you are eligible for an ACG. All follow-up information will come from the financial aid office at your college.

[PREVIOUS](#)

[NEXT](#)

[NEED HELP?](#)

[EXIT](#)

Site Last Updated: Wednesday, October 10, 2007

[Privacy](#)

Signature Process



START HERE
GO FURTHER
FEDERAL STUDENT AID

FAFSA
Free Application for Federal Student Aid

[Help](#) [Contact Us](#) [FAQs](#) [Live Help](#)

- 1 Info About You (the Student)
- 2 Your Dependency Status
- 3 Your Parents' Information
- 4 Your Finances
- 5 Schools to Receive Your Results
- 6 Review FAFSA and Apply Signatures**
- 7 Submit Your FAFSA

Review FAFSA and Apply Signatures

Step 6 of 7: Keep going until you receive your confirmation page!

If you have a Federal Student Aid PIN, enter your PIN now and select [Next](#) to continue.

If you have forgotten your PIN, select the **I forgot/don't know my PIN** button. You can then retrieve your PIN, enter it below and select **Next** to continue.

If you don't already have a PIN and would like to apply for one now, select the **Apply for a PIN** button. Once you receive your new PIN, enter it below and select **Next** to continue.

If you don't want to sign with a PIN, leave the PIN field blank and select **Next** to continue.

The student's Social Security Number:	483-56-5555
The student's last name:	SIMPSON
The student's Date of Birth:	06/19/1986
What is the student's PIN?	<input type="text"/>

[APPLY FOR A PIN](#)

[I FORGOT / DON'T KNOW MY PIN](#)

[PREVIOUS](#)

[NEXT](#)

[NEED HELP?](#)

[SAVE](#)

[VIEW FAFSA SUMMARY](#)

[EXIT](#)

Site Last Updated: Wednesday, October 10, 2007

Signature Process – No PIN Provided



START HERE
GO FURTHER
FEDERAL STUDENT AID

FAFSA

Free Application for Federal Student Aid

[Help](#) [Contact Us](#) [FAQs](#) [Live Help](#)

1 Info About You (the Student)

2 Your Dependency Status

3 Your Parents' Information

4 Your Finances

5 Schools to Receive Your Results

6 Review FAFSA and Apply Signatures

7 Submit Your FAFSA

Review FAFSA and Apply Signatures

Step 6 of 7: Keep going until you receive your confirmation page!

You need to sign your FAFSA for processing.

There are two ways you can sign your FAFSA without a PIN:

- **Print Signature Page** - Print a signature page, sign, and mail it to us immediately. We cannot process your FAFSA until we receive the signature page. If we do not receive the signature page within 14 days, we will send you a paper SAR to sign and return.
- **Process Now without Signatures - (This option will create a delay in processing your FAFSA)** - If you select this option, your FAFSA will process and reject due to missing a student signature. You will still need to provide your signature. You can provide your signature by signing and returning the Student Aid Report (SAR) that you will receive in the mail or after you receive your Federal Student Aid PIN, return to the FAFSA on the Web home page and select **Sign Electronically with your PIN**.

How do you want to provide your signature?

Select

PREVIOUS

NEXT

NEED HELP?



SAVE

VIEW FAFSA SUMMARY

EXIT

Site Last Updated: Wednesday, October 10, 2007

Agreement and Display of Application Information



[Help](#) [Contact Us](#) [FAQs](#) [Live Help](#)

Review FAFSA and Apply Signatures

Step 6 of 7: Keep going until you receive your confirmation page!

READ BEFORE PROCEEDING

By signing this application electronically using your Federal Student Aid PIN or by signing a signature page and mailing it to us, YOU, THE STUDENT, certify that you:

- will use federal and/or state student financial aid only to pay the cost of attending an institution of higher education,
- are not in default on a federal student loan or have made satisfactory arrangements to repay it,
- do not owe money back on a federal student grant or have made satisfactory arrangements to repay it,
- will notify your school if you default on a federal student loan and
- will not receive a Federal Pell Grant for more than one school for the same period of time.

By signing this application electronically using your Federal Student Aid PIN or by signing a signature page and mailing it to us, you agree if asked:

- to provide information that will verify the accuracy of your completed form
- to provide U.S. or state income tax forms that you filed or are required to file.

You also certify that you understand that the Secretary of Education has the authority to verify information reported on your application with the Internal Revenue Service and other federal agencies.

If you sign this application or any document related to the federal student aid programs electronically using a PIN, you certify that you are the person identified by the PIN and have not disclosed that PIN to anyone else. If you purposely give false or misleading information, you may be fined \$20,000, sent to prison, or both.

If you agree to these terms select 'I Agree'.	<input type="radio"/>	I Agree
	<input type="radio"/>	I Disagree

It is important that you print and keep a final copy of your information for your records. If you printed from an earlier page, some of your information may have changed. Therefore, you should print this page now.

YOU'RE NOT DONE YET! YOU STILL NEED TO SUBMIT YOUR APPLICATION. AFTER YOU PRINT THIS PAGE, SELECT NEXT TO CONTINUE.

[PREVIOUS](#) [PRINT THIS PAGE](#) [VIEW PRINTABLE PAGE](#) [NEXT](#)

COPY OF YOUR 2008-2009 APPLICATION INFORMATION
DO NOT MAIL THIS DOCUMENT OR A COPY OF THIS DOCUMENT TO FEDERAL STUDENT AID.

Assumed fields, based on the data you entered, are marked with an "*" (asterisk) sign.

Student ID 483565555 SI

Step 1. (Q1 - Q31)	
Student's Last Name	SIMPSON
Student's First Name, Student's Middle Initial	BARTOLOMEW J
Student's Permanent Mailing Address	HOME
Student's Permanent City	SPRINGFIELD
Student's Permanent State, Student's Permanent Zip	NY 07097

Signature Process - Parents



START HERE
GO FURTHER
FEDERAL STUDENT AID

FAFSA
Free Application for Federal Student Aid

[Help](#) [Contact Us](#) [FAQs](#) [Live Help](#)

- 1 Info About You (the Student)
- 2 Your Dependency Status
- 3 Your Parents' Information
- 4 Your Finances
- 5 Schools to Receive Your Results
- 6 Review FAFSA and Apply Signatures**
- 7 Submit Your FAFSA

Review FAFSA and Apply Signatures

Step 6 of 7: Keep going until you receive your confirmation page!

If you are the student's Father/Stepfather and you have a Federal Student Aid PIN, enter your PIN now and select **Next** to continue.

If you have forgotten your PIN, select the **I forgot/don't know my PIN** button. You can then retrieve your PIN, enter it below and select **Next** to continue.

If you don't already have a PIN and would like to apply for one now, select the **Apply for a PIN** button. Once you receive your new PIN, enter it below and select **Next** to continue.

If you don't want to sign with a PIN, leave the PIN field blank and select **Next** to continue.

The student's Father's/Stepfather's Social Security Number:	483-56-4444
The student's Father's/Stepfather's last name:	simpson
The student's Father's/Stepfather's Date of Birth:	06/19/1978
What is the student's Father's/Stepfather's PIN?	<input type="text"/>

[APPLY FOR A PIN](#)

[I FORGOT / DON'T KNOW MY PIN](#)

[PREVIOUS](#)

[NEXT](#)

[NEED HELP?](#)

[SAVE](#)

[VIEW FAFSA SUMMARY](#)

[EXIT](#)

Site Last Updated: Wednesday, October 10, 2007

Signature Process – No PIN Provided



START HERE
GO FURTHER
FEDERAL STUDENT AID

FAFSA
Free Application for Federal Student Aid

[Help](#) [Contact Us](#) [FAQs](#) [Live Help](#)

1 **Info About You (the Student)**

2 **Your Dependency Status**

3 **Your Parents' Information**

4 **Your Finances**

5 **Schools to Receive Your Results**

6 **Review FAFSA and Apply Signatures**

7 **Submit Your FAFSA**

Review FAFSA and Apply Signatures

Step 6 of 7: Keep going until you receive your confirmation page!

One of your parents - the parent whose information is provided - must sign your FAFSA.

There are two ways your parent can sign without a PIN:

- **Print Signature Page** - Print a signature page, have your parent sign, and mail it to us immediately. We cannot process your FAFSA until we receive the signature page. If we do not receive the signature page within 14 days, we will send a paper SAR for your parent to sign and return.
- **Process Now without Signatures - (This option will create a delay in processing your FAFSA)** - If you select this option, your FAFSA will process and reject due to missing a parent signature. You will still need to provide your signature. You can provide your signature by signing and returning the Student Aid Report (SAR) that you will receive in the mail or after you receive your Federal Student Aid PIN, return to the FAFSA on the Web home page and select **Sign Electronically with your PIN**.

How does your parent want to provide his or her signature?

Select

PREVIOUS

NEXT

NEED HELP?

SAVE

VIEW FAFSA SUMMARY

EXIT

Site Last Updated: Wednesday, October 10, 2007

Signature Page – Student and Parent

0809

YOU'RE NOT DONE YET! YOU STILL NEED TO SUBMIT YOUR APPLICATION. AFTER YOU PRINT THIS PAGE, SELECT NEXT TO CONTINUE.

[PREVIOUS](#) [PRINT HELP](#) [PRINT SIGNATURE PAGE](#) [NEXT](#)

2008-2009 FAFSA on the Web Signature Page
Sign and mail this page NOW!

BARTOLOMEW J SIMPSON S 483 56 5555 SI
HOME
SPRINGFIELD NY 07097

READ, SIGN AND DATE BELOW

If you are the student, by signing this application electronically using your Federal Student Aid PIN or by signing a signature page and mailing it to us, you certify that you:

1. will use federal and/or state student financial aid only to pay the cost of attending an institution of higher education,
2. are not in default on a federal student loan or have made satisfactory arrangements to repay it,
3. do not owe money back on a federal student grant or have made satisfactory arrangements to repay it,
4. will notify your school if you default on a federal student loan and
5. will not receive a Federal Pell Grant for more than one school for the same period of time.

If you are the parent or the student, by signing this application electronically using your Federal Student Aid PIN or by signing a signature page and mailing it to us, you agree if asked:

1. to provide information that will verify the accuracy of your completed form
2. to provide U.S. or state income tax forms that you filed or are required to file.

You also certify that you understand that the Secretary of Education has the authority to verify information reported on your application with the Internal Revenue Service and other federal agencies.

If you sign this application or any document related to the federal student aid programs electronically using a PIN, you certify that you are the person identified by the PIN and have not disclosed that PIN to anyone else. If you purposely give false or misleading information, you may be fined \$20,000, sent to prison, or both.

EVERYONE WHOSE INFORMATION IS GIVEN ON THIS FORM SHOULD SIGN BELOW. THE STUDENT AND ONE PARENT WHOSE INFORMATION IS PROVIDED IN THE PARENTS' SECTION, IF PARENT INFORMATION IS GIVEN, MUST SIGN BELOW.

Student _____

Parent _____

Date Signed _____



0809 S483565555SI

Be sure that you, the student, signed where indicated. If you gave your parents' information in the parents' section, one parent whose information is provided **MUST** sign.

After your application information is processed, you will receive a Student Aid Report (SAR). If you do not receive your SAR within three (3) weeks, check online at www.fafsa.ed.gov, or call 1-800-433-3243.

AFTER SIGNING, MAIL THIS PAGE IMMEDIATELY TO:

Federal Student Aid Programs
P.O. Box 4696
Mt. Vernon, IL 62864-0066

DON'T FORGET TO MAIL THIS PAGE NOW

10/10/2007

[PREVIOUS](#) [PRINT HELP](#) [PRINT SIGNATURE PAGE](#) [NEXT](#)

Signature Page Print Verification



START HERE
GO FURTHER
FEDERAL STUDENT AID™

FAFSA
Free Application for Federal Student Aid

[Help](#) [Contact Us](#) [FAQs](#) [Live Help](#)

1 **Info About You (the Student)**

2 **Your Dependency Status**

3 **Your Parents' Information**

4 **Your Finances**

5 **Schools to Receive Your Results**

6 **Review FAFSA and Apply Signatures**

7 **Submit Your FAFSA**

Review FAFSA and Apply Signatures

Step 6 of 7: Keep going until you receive your confirmation page!

Have you printed your signature page? Your signature page should print all on one page. For your signature page to be processed, the following must be visible on the page:

- Heading showing the school year for which you are applying
- Your Name
- Your Address
- Your Social Security Number
- Signature(s)

If you have successfully printed your signature page, select [Next](#) to continue.

If you have not successfully printed your signature page, do not submit your application. Select [Previous](#) to print the signature page again.

[PREVIOUS](#)

[NEXT](#)

[NEED HELP?](#)

[SAVE](#)

[VIEW FAFSA SUMMARY](#)

[EXIT](#)

Site Last Updated: Wednesday, October 10, 2007

[Privacy](#)

Agreement, Display of Application Information, and Submit My FAFSA Now



START HERE
GO FURTHER
FEDERAL STUDENT AID

FAFSA
Free Application for Federal Student Aid

[Help](#) [Contact Us](#) [FAQs](#) [Live Help](#)

Review FAFSA and Apply Signatures

Step 6 of 7: Keep going until you receive your confirmation page!

READ BEFORE PROCEEDING

By signing this application electronically using your PIN or by signing a signature page and mailing it to us, YOU, THE PARENT, agree if asked:

1. to provide information that will verify the accuracy of your completed form
2. to provide U.S. or state income tax forms that you filed or are required to file.

You also certify that you understand that the Secretary of Education has the authority to verify information reported on your application with the Internal Revenue Service and other federal agencies.

If you sign this application or any document related to the federal student aid programs electronically using a PIN, you certify that you are the person identified by the PIN and have not disclosed that PIN to anyone else. If you purposely give false or misleading information, you may be fined \$20,000, sent to prison, or both.

If you agree to these terms select 'I Agree'.	<input type="radio"/>	I Agree
	<input checked="" type="radio"/>	I Disagree

It is important that you print and keep a final copy of your information for your records. If you printed from an earlier page, some of your information may have changed. Therefore, you should print this page now.

YOU'RE NOT DONE YET! YOU STILL NEED TO SUBMIT YOUR APPLICATION. AFTER YOU PRINT THIS PAGE, SELECT NEXT TO CONTINUE.

[PREVIOUS](#) [PRINT THIS PAGE](#) [VIEW PRINTABLE PAGE](#) [SUBMIT MY FAFSA NOW](#)

**COPY OF YOUR 2008-2009 APPLICATION INFORMATION
DO NOT MAIL THIS DOCUMENT OR A COPY OF THIS DOCUMENT TO FEDERAL STUDENT AID.**

Assumed fields, based on the data you entered, are marked with an * (asterisk) sign.

Student ID 483565555 SI

Step 1. (Q1 - Q31)	
Student's Last Name	SIMPSON
Student's First Name, Student's Middle Initial	BARTOLOMEW J
Student's Permanent Mailing Address	HOME
Student's Permanent City	SPRINGFIELD
Student's Permanent State, Student's Permanent Zip Code	NY 07097
Student's Social Security Number	483-56-5555
Student's Date of Birth	06/19/1986
Student's Permanent Home Phone Number	
Student's Driver's License Number	
Student's Driver's License State	AK

Confirmation Page



START HERE
GO FURTHER
FEDERAL STUDENT AID

FAFSA
Free Application for Federal Student Aid

[Help](#) [Contact Us](#) [FAQs](#) [Live Help](#)

Review FAFSA and Apply Signatures

FAFSA on the Web Submission Confirmation

Congratulations, Bartholomew! Your FAFSA was successfully submitted to Federal Student Aid.

We recommend that you print and keep this page for your records. If you don't have a printer, write down the COMPLETE confirmation number as proof that Federal Student Aid received your FAFSA.

Your confirmation number is: F 483565555 SI 10/10/2007 13:21:47

Begin a New Application With Your Parents' Information Already Filled In

If you provided information about your parents and they'd like to fill out a FAFSA for another child at this time, select [begin a new application with the parents' information already filled in](#). All of your parents' information (except for the signature) will be copied to the new application.

New York State Residents:

Use this [link if you want to apply for New York State-based financial aid](#) such as the Tuition Assistance Program (TAP). The release of this information (which includes your e-mail address, if you provided one) is voluntary.

Your estimated Expected Family Contribution (EFC) is: 13835

Your estimated EFC is based on the information you provided on this FAFSA. It may change depending on your school's verification of information you provided. The EFC is not the amount of money that you or your family must provide. Rather, you should think of the EFC as an index that schools use to determine your eligibility for federal student aid.

For more information about the EFC, go to www.studentaid.ed.gov, select "Funding" then "Student Aid Eligibility" and scroll down to "How will I know what I'm eligible for?"

Based on your estimated EFC and current Federal Pell Grant requirements, your EFC indicates that you are not eligible to receive the Federal Pell Grant.

However, your financial aid award may include other federal student aid like low-interest student loans and work-study opportunities, depending on which federal student aid programs your school participates in. You might also be eligible for funds from your state or school. All of this is in addition to any private scholarships you may receive. For additional information about scholarships or other sources of aid visit www.studentaid.ed.gov.

What Happens Now?

A. Your FAFSA will be processed within 14 days. You can check the status of your application by selecting **Check Status of a Submitted FAFSA or Print Signature Page** under the **FAFSA Follow-Up** section of the home page.

B. Receive and review your Student Aid Report (SAR).

If you provided a valid e-mail address, you will receive a notification e-mail with instructions on how to view your 2008-2009 SAR online. You can also print a copy by selecting **View and Print Your Student Aid Report** under the **FAFSA Follow-up** section of the home page.

If you did not provide an e-mail address, we will mail you a paper 2008-2009 SAR.

C. Enter our address into your e-mail address book.

Some e-mail providers will only deliver messages to your inbox if the sender's address is listed in your address book. Add our originating address to your address book: FederalStudentAidFAFSA@cpsemail.ed.gov.

D. Making corrections if necessary

If you discover you've made a mistake after submitting your 2008-2009 application, you must wait until your application has been processed before you can make corrections. If you have a PIN, you can access and correct your processed FAFSA information by selecting **Make Corrections to a Processed FAFSA** under the **FAFSA Follow-up** section of the home page.

[PRINT THIS PAGE](#) [PRINT HELP](#)

[TAKE A SURVEY](#) [EXIT TO FAFSA HOME](#)

[NEED HELP?](#)

Site Last Updated: Wednesday, October 10, 2007

[Privacy](#)

The 2008-2009
Spanish FAFSA on the Web

Complete Spanish FOTW Site



**START HERE
GO FURTHER**
FEDERAL STUDENT AID

FAFSA
Solicitud Gratuita de Ayuda Federal para Estudiantes

Portada | Ayuda en la Web | Plazos Solicitud | Página PIN | Ayuda | Contáctenos | Preguntas Frecu. | Mapa | Sobre Nosotros

[English](#) | [Español](#)

Oficina de Ayuda Federal para Estudiantes FAFSA

Hemos simplificado el proceso de llenar la FAFSA. Si desea instrucciones completas, puede leer cada una de las secciones desde el principio hasta el final.

- Antes de llenar la FAFSA**

¡Organícese!
Para simplificar el trámite de solicitud, reúna de antemano los documentos y datos necesarios.

 - Establecer su [situación de dependencia](#)
 - Planilla de [preparación para FAFSA en la Web](#)
 - Buscar los [códigos de instituciones educativas](#)
 - Solicitar PIN: [estudiantes y padres](#)
 - Consultar [plazos de solicitud](#)
- Llenar la FAFSA**

¡Llene la solicitud!
La FAFSA tiene siete pasos en los que se le pide información sobre, entre otras cosas, su persona, su situación económica y los estudios superiores que tiene previsto cursar.

 - Llenar su [FAFSA](#)
 - Seguir [trabajando en la FAFSA o solicitud de corrección de datos guardada](#)
 - Usar el PIN para [firmar la solicitud electrónicamente](#)
- Después de llenar la FAFSA**

¡Acceda por Internet a los resultados de su solicitud!
Puede consultar el estado de tramitación de su FAFSA, corregir los datos de su solicitud ya tramitada y buscar otra información.

 - Consultar [estado de la FAFSA presentada o imprimir la hoja de firma](#)
 - Corregir la [FAFSA tramitada](#)
 - Añadir o borrar [códigos de instituciones educativas](#)
 - Ver e imprimir [Informe de Ayuda Estudiantil](#)

AVISOS SOBRE LA FAFSA:
Plazos de la FAFSA:
Las solicitudes 2007-2008 de *FAFSA en la Web* deberán presentarse, a más tardar, a las **24:00 horas (hora de verano del centro)** del 30 de junio del 2008.
Las solicitudes 2008-2009 de *FAFSA en la Web* deberán presentarse, a más tardar, a las **24:00 horas (hora de verano del centro)** del 30 de junio del 2009. [Más>>](#)
Los plazos de solicitud establecidos por los estados habitualmente cierran antes de los federales. Para buscar la fecha límite de su estado, pulse [plazos de solicitud de ayuda estatal](#).

Última Actualización de la Página: lunes, 1 de enero de 2008

FOIA | Confidencialidad | Seguridad | Avisos | WhiteHouse.gov | GobiernoUSA.gov | ED.gov

- 1 Antes de llenar la FAFSA
- 2 Llenar la FAFSA
- 3 Después de llenar la FAFSA

Anuncios importantes

[¡Aviso! Información importante sobre dos nuevos programas de becas.](#)

Estudiantes: ¿quieren empezar a conocer la FAFSA ahora?



Los alumnos que cursan el penúltimo año de los estudios secundarios pueden aprovechar nuestro sitio web FAFSA4caster para, entre otras cosas, mejorar su conocimiento del proceso de solicitar ayuda financiera y obtener una idea aproximada de sus posibilidades de recibir ayuda.

[Ir a FAFSA4caster](#)

Accessing the Spanish FAFSA on the Web



START HERE
GO FURTHER
FEDERAL STUDENT AID

FAFSA
Solicitud Gratuita de Ayuda Federal para Estudiantes

Portada Ayuda en la Web Plazos Solicitud Página PIN Ayuda Contáctenos Preguntas Frecu. Mapa Sobre Nosotros

1 Antes de llenar la FAFSA

2 Llenar la FAFSA

Reseña

▶ [Llenar su FAFSA](#)

[Acceder a su FAFSA o solicitud de correcciones guardada](#)

[Firmar electrónicamente con su PIN](#)

[¿Ya tiene un PIN?](#)

[Inscríbase para obtener su PIN](#)

[¿Se olvidó de su PIN?](#)

[¿Se olvidó de su contraseña?](#)

[Llenar la FAFSA: Preguntas frecuentes](#)

3 Después de llenar la FAFSA

Llenar la FAFSA **2**

Llenar la FAFSA en español

Para recibir ayuda estudiantil federal, hay que llenar la *Solicitud Gratuita de Ayuda Federal para Estudiantes* (FAFSA) cada año académico.

El sitio *FAFSA en la Web* permite llenar y presentar la solicitud de ayuda económica de forma electrónica.

Nuevos solicitantes:

- Revisar e imprimir la lista de [documentos necesarios](#) para llenar la FAFSA.
- Imprimir y llenar la [Planilla de preparación para FAFSA en la Web](#).
- Usted y, si es alumno dependiente, uno de sus padres tendrán que firmar la solicitud. El proceso de solicitar ayuda *se agiliza* si usted se vale de su PIN para firmar la solicitud electrónicamente. Si aún no tiene el PIN, puede solicitarlo mientras está llenando el formulario de la FAFSA.

CONSEJO: Aunque no es obligatorio tener el PIN para presentar la FAFSA, este número ofrece la forma más rápida de firmar la solicitud. El proceso de solicitar el PIN es fácil. Pulse el enlace [información sobre el PIN](#), si desea información general sobre cómo solicitar el número de identificación personal.

Si desea solicitar ayuda para estudiar durante el período de verano, consulte su universidad o instituto, y le dirán cuál solicitud deberá utilizar.

¿Cuál FAFSA desea presentar?

Curso académico 2008-2009 (1 de julio del 2008 al 30 de junio del 2009)
Curso académico 2007-2008 (1 de julio del 2007 al 30 de junio del 2008)

Seleccionar

SIGUIENTE

Display a [Planilla de preparación para FAFSA en la Web 2008-2009 \(color\)](#).
Display a [Planilla de preparación para FAFSA en la Web 2008-2009 \(blanco y negro\)](#).

Display a [Planilla de preparación para FAFSA en la Web 2007-2008 \(color\)](#).
Display a [Planilla de preparación para FAFSA en la Web 2007-2008 \(blanco y negro\)](#).

¿NECESITA AYUDA?

Site Last Updated: Wednesday, October 10, 2007

FOIA | Confidencialidad | Seguridad | Avisos

WhiteHouse.gov | GobiernoUSA.gov | ED.gov

The First Page



START HERE
GO FURTHER
FEDERAL STUDENT AID

FAFSA
Solicitud Gratuita de Ayuda Federal para Estudiantes

[Ayuda](#) [Contáctenos](#) [Preguntas Frecuentes](#) [Apoyo al Usuario en Vivo](#)

1 Información sobre usted (el estudiante)

2 Situación de dependencia

3 Información sobre sus padres

4 Su situación económica

5 Instituciones que recibirán sus resultados

6 Revisar y firmar la FAFSA

7 Presentar la FAFSA

Información sobre usted (el estudiante)

Las preguntas que se encuentran a continuación no se presentan en la misma secuencia en que se hallan en la versión impresa de la FAFSA. Para su comodidad, hemos incluido entre parentesis el número de la pregunta correspondiente de la versión impresa.

Apellido (pregunta 1):	<input type="text" value="RANDOM"/>
Nombre (pregunta 2):	<input type="text" value="FELIX"/>
Inicial (pregunta 3):	<input type="text"/>
Número y calle de su dirección postal habitual (incluya el número de apartamento) (pregunta 4):	Use solamente letras (A-Z), números (0-9), puntos (.), comas (,), apóstrofos ('), guiones (-), símbolos de número (#), arrobas (@), símbolos de por ciento (%), la y comercial (&), líneas diagonales (/) o espacios en blanco (). No se permite ningún otro carácter. Utilice abreviaturas, tales como URB (urbanización), APT (apartamento) o AVE (avenida), si la dirección se extiende más allá del espacio disponible. <input type="text"/>
Ciudad (y país, si no es EE.UU.) (pregunta 5):	<input type="text"/>
Estado (pregunta 6):	<input type="text" value="Seleccionar"/>
Código postal (pregunta 7):	<input type="text"/>
Número de Seguro Social (pregunta 8):	(Este campo no permite el ingreso de datos.) 483-58-4444
Fecha de nacimiento (pregunta 9):	Escriba la fecha en el formato «mmdaaaa». Por ejemplo, para el «17 de agosto de 1975», escriba «08171975». <input type="text" value="06191986"/>
Número de teléfono habitual (pregunta 10):	Proporcione primero el prefijo telefónico (código de área), seguido del número. No utilice ni paréntesis ni guiones. Por ejemplo, «2025551212». <input type="text"/>
Número de licencia de conducir (si tiene alguna) (pregunta 11):	<input type="text"/>
Estado que emitió la licencia de conducir (pregunta 12):	<input type="text" value="Seleccionar"/>
¿Es usted ciudadano de EE.UU.? (pregunta 14)	<input type="text" value="Seleccionar"/>

[ANTERIOR](#) [SIGUIENTE](#)

[¿NECESITA AYUDA?](#)

[GUARDAR](#)

[VER RESUMEN DE SU FAFSA](#)

[SALIR](#)

Última actualización de la página: miércoles, 10 de octubre de 2007

The 2008-2009 Corrections on the Web

Corrections on the Web



START HERE
GO FURTHER
FEDERAL STUDENT AID™

FAFSA
Free Application for Federal Student Aid

[Help](#) [Contact Us](#) [FAQs](#) [Live Help](#)

Make Corrections

Corrections Not Submitted

Correction

2008-2009 Correction

Make corrections by entering changes in the "Enter Correct Value" column. If you would like to delete an answer that appears on your SAR, select the "Delete the Answer" checkbox for that field. If you need to confirm an answer that appears on your SAR, re-enter that answer in the "Enter Correct Value" field. You should only confirm an answer if your SAR has instructed you to do so.

Fields that have been corrected on the current transaction are marked with a # (pound) sign.

Fields that have been assumed are marked with an * (asterisk) sign. Both the assumed value and the reported value will display in the transaction column.

[Step 1](#) | [Step 2](#) | [Step 3](#) | [Step 4](#) | [Step 5](#) | [Step 6](#) | [Step 7](#) | [Bottom](#)

Student ID:

545-41-0010 DE 01

Step One: You (the Student)	Selected ISIR Value (Transaction #)	Enter Correct Value
1. Your last name:	DEPENDENT	<input type="text"/> <input type="checkbox"/> Delete the Answer
2. Your first name:	CORR	<input type="text"/> <input type="checkbox"/> Delete the Answer
3. Your middle initial:		<input type="text"/> <input type="checkbox"/> Delete the Answer
4. Your permanent mailing address:	ZZZ	<input type="text"/> <input type="checkbox"/> Delete the Answer
5. Your city (and country if not U.S.):	ZZZ	<input type="text"/>
6. Your state:	AL	Select <input type="text"/>
7. Your ZIP code:	55555	<input type="text"/>

Corrections on the Web

63. What is your mother's/stepmother's last name?		<input type="text"/> <input type="checkbox"/> Delete the Answer
64. What is your mother's/stepmother's first initial?		<input type="text"/> <input type="checkbox"/> Delete the Answer
65. What is your mother's/stepmother's date of birth?		<input type="text"/> <input type="checkbox"/> Delete the Answer
66. Your parents' number of family members in 2008-2009:	3	HOUSEHOLD SIZE <input type="text"/> <input type="checkbox"/> Delete the Answer
67. How many people in question 66 (exclude your parents) will be college students in 2008-2009?	1	<input type="text"/> <input type="checkbox"/> Delete the Answer
68. What is your parents' state of legal residence?	AL	Select <input type="text"/> <input type="checkbox"/> Delete the Answer
69. Did your parents become legal residents of this state before January 1, 2003?		Select <input type="text"/> <input type="checkbox"/> Delete the Answer
70. If the answer to the previous question is "No", give the month and year legal residency began for your parent who has lived in the state the longest.		<input type="text"/> <input type="checkbox"/> Delete the Answer
71. In 2007, did you, your parents, or anyone in your parents' household receive Supplemental Security Income (SSI)?		Select <input type="text"/> <input type="checkbox"/> Delete the Answer
72. In 2007, did you, your parents, or anyone in your parents' household receive Food Stamps?		Select <input type="text"/> <input type="checkbox"/> Delete the Answer
73. In 2007, did you, your parents, or anyone in your parents' household receive Free or Reduced Price Lunch?		Select <input type="text"/> <input type="checkbox"/> Delete the Answer
74. In 2007, did you, your parents, or anyone in your parents' household receive Temporary Assistance for Needy Families (TANF)?		Select <input type="text"/> <input type="checkbox"/> Delete the Answer
75. In 2007, did you, your parents, or anyone in your parents' household receive Special Supplemental Nutrition Program for Women, Infants, and Children (WIC)?		Select <input type="text"/> <input type="checkbox"/> Delete the Answer
76. For 2007, have your parents completed their IRS income tax return or another tax return?	Not going to file	Select <input type="text"/> <input type="checkbox"/> Delete the Answer
77. What income tax return did your parents file or will they file for 2007?		Select <input type="text"/> <input type="checkbox"/> Delete the Answer
78. If your parents have filed or will file a 1040, were they eligible to file a 1040A or 1040EZ?		Select <input type="text"/> <input type="checkbox"/> Delete the Answer
79. What was your parents' adjusted gross income for 2007?		INCOME ESTIMATOR \$ <input type="text"/> .00 <input type="checkbox"/> Delete the Answer
80. Enter the amount of your parents' income tax for 2007:		\$ <input type="text"/> .00 <input type="checkbox"/> Delete the Answer
81. Enter your parents' exemptions for 2007:		<input type="text"/> <input type="checkbox"/> Delete the Answer
82. How much did your father/stepfather earn from working (wages, salaries, tips, combat pay, etc.) in 2007?	\$23000	\$ <input type="text"/> .00 <input type="checkbox"/> Delete the Answer
83. How much did your mother/stepmother earn from working (wages, salaries, tips, etc.) in 2007?	\$7000	\$ <input type="text"/> .00 <input type="checkbox"/> Delete the Answer

Corrections on the Web

97l. Sixth Housing Plans:	<input type="checkbox"/> Delete the Answer
97m. Seventh Federal School Code:	<input type="text"/> <input type="checkbox"/> Delete the Answer
97n. Seventh Housing Plans:	<input type="text"/> <input type="checkbox"/> Delete the Answer
97o. Eighth Federal School Code:	<input type="text"/> <input type="checkbox"/> Delete the Answer
97p. Eighth Housing Plans:	<input type="text"/> <input type="checkbox"/> Delete the Answer
97q. Ninth Federal School Code:	<input type="text"/> <input type="checkbox"/> Delete the Answer
97r. Ninth Housing Plans:	<input type="text"/> <input type="checkbox"/> Delete the Answer
97s. Tenth Federal School Code:	<input type="text"/> <input type="checkbox"/> Delete the Answer
97t. Tenth Housing Plans:	<input type="text"/> <input type="checkbox"/> Delete the Answer

	Selected ISIR Value (Transaction #)	Enter Correct Value
What is your parents' e-mail address?		<input type="text"/> <input type="checkbox"/> Delete the Answer
Preparer's Use Only:		
100. Preparer's Social Security Number:		<input type="text"/>
101. Preparer's Employer ID Number:		<input type="text"/>

[NEXT](#)

[NEED HELP?](#)

[SAVE](#)

[EXIT](#)

Student List Changes In Corrections



START HERE
GO FURTHER
FEDERAL STUDENT AID™

FAFSA
Free Application for Federal Student Aid

[Help](#) [Contact Us](#) [FAQs](#) [Live Help](#)

Make Corrections

List of Changes

This is a list of the fields that changed or were confirmed in the current correction.

To print this page, select **Print This Page**.

To view this page, move your browser's vertical scroll bar upward or downward, or press the **Page Up** or **Page Down** key on the right side of your computer keyboard.

[PRINT THIS PAGE](#) [PRINT HELP](#)

Student ID:

545-41-0010 DE 01

Step 1. (Q1 - Q31)

3. Your middle initial:		m
19. Did you become a legal resident of this state before January 1, 2003?	No	Yes
21. Are you male or female?		Male
22. If you are male (age 18-25) and not registered, answer "Yes" and Selective Service will register you:		Yes
23. What degree or certificate will you be working on during the 2008-2009 school year?		1st bachelor's degree
25. At the start of the 2008-2009 school year, what do you expect your enrollment status to be?		Full time

Step 2. (Q32 - Q47)

41. Total of Worksheet B (WSB):		\$0
97a. First Federal School Code:	(001004)	(001004)
97b. First Housing Plans:		On campus

[RETURN TO CORRECTION ENTRY](#) [NEXT](#)

[NEED HELP?](#)

Site Last Updated: Wednesday, September 19, 2007

[Privacy](#)

Top of the page

Bottom of the page

Additional Features and Screens

Opening a Saved Application



START HERE
GO FURTHER
FEDERAL STUDENT AID

FAFSA
Free Application for Federal Student Aid

[FAFSA Home](#) [Student Aid on the Web](#) [Application Deadlines](#) [PIN Site](#) [Help](#) [Contact Us](#) [FAQs](#) [Site Map](#) [About Us](#)

1 Before Beginning a FAFSA

2 Filling Out a FAFSA

[Overview](#)

[Fill Out Your FAFSA](#)

▶ [Open Your Saved FAFSA or Correction Application](#)

[Sign Electronically With Your PIN](#)

[Do You Have a PIN Yet?](#)

[Apply For A PIN](#)

[Forgot Your PIN?](#)

[Forgot Your Password?](#)

[Filling Out a FAFSA FAQs](#)

3 FAFSA Follow-Up

Filling Out a FAFSA

2

Open Your Saved FAFSA or Correction Application

If you have saved a FAFSA or Correction you can retrieve your application using the password you entered when you first started the application. *Your saved information is secure and accessible for 45 days unless the federal application/correction deadline date has passed since the application was saved.* Saved applications are erased after 45 days or after the federal application/correction deadline date.

Select the school year and type of application you were working on and then select **Next**:

Which application do you want to retrieve?

The 2008-2009 School Year (July 1, 2008-June 30, 2009)

The 2007-2008 School Year (July 1, 2007-June 30, 2008)

Select

NEXT →

NEED HELP?

Site Last Updated: Wednesday, October 10, 2007

Providing an Electronic Signature



START HERE
GO FURTHER
FEDERAL STUDENT AID

FAFSA
Free Application for Federal Student Aid

[Help](#) [Contact Us](#) [FAQs](#)

Electronic Signatures

Parent's Electronic Signature

You must enter your Social Security Number (SSN), the first two (2) letters of your last name, your date of birth, and your Federal Student Aid PIN so that we can confirm your identity. You must also provide your son's or daughter's SSN, the first two letters of his/her last name, and his/her date of birth so we can match your electronic signature to the correct application.

If you don't already have a PIN and would like to apply for one now, select [Apply For A PIN](#). Once you receive your new PIN, enter it below and select [Next](#) to continue.

If you have forgotten your PIN, select [I Forgot/Don't Know My PIN](#). You can then retrieve your PIN, enter it below, and select [Next](#) to continue.

Parent's Information

What is your Social Security Number ?

Please enter this number without the dashes. For example, 123456789.

What are the first two (2) letters of your last name ?

What is your date of birth?

Please enter this date in "mmddyyyy" format. For example, 08171975 for August 17, 1975.

What is your PIN?

Student's Information

What is the student's Social Security Number ?

Please enter this number without the dashes. For example, 123456789.

What are the first two (2) letters of the student's last name ?

What is the student's date of birth?

Please enter this date in "mmddyyyy" format. For example, 08171975 for August 17, 1975.

[PREVIOUS](#)

[NEXT](#)

[NEED HELP?](#)

[EXIT](#)

Site Last Updated: Wednesday, October 10, 2007

[Privacy](#)

The Application Status Check



START HERE
GO FURTHER
FEDERAL STUDENT AID

FAFSA
Free Application for Federal Student Aid

[FAFSA Home](#) [Student Aid on the Web](#) [Application Deadlines](#) [PIN Site](#) [Help](#) [Contact Us](#) [FAQs](#) [Site Map](#) [About Us](#)

1 Before Beginning a FAFSA

2 Filling Out a FAFSA

3 FAFSA Follow-Up

[Overview](#)

[Check Status of a Submitted FAFSA or Print a Signature Page](#)

[Make Corrections to a Processed FAFSA](#)

[Add or Delete a School Code](#)

[View and Print Your Student Aid Report](#)

[Apply For A PIN](#)

[Forgot Your PIN?](#)

[FAFSA Follow-Up FAQs](#)

FAFSA Follow-Up

3

Check Status of a Submitted FAFSA

You may check the status of your application at any time, but we recommend you at least check the status:

- 1 week after submission - if you used a PIN to sign your application.
- 2-3 weeks after submission - if you printed, signed and mailed a signature page.

If you've already checked the status of your processed FAFSA and would now like to view your information, select [View and Print Your Student Aid Report](#). (Note: you must have a PIN to view your SAR)

Select [Next](#) to continue.

[NEXT](#)

[NEED HELP?](#)

Site Last Updated: Wednesday, October 10, 2007

Application Status Check – Application Found



START HERE
GO FURTHER
FEDERAL STUDENT AID

FAFSA
Free Application for Federal Student Aid

[Help](#) [Contact Us](#) [FAQs](#)

Check Status of a Submitted FAFSA

Application Found

200-10-0501
QUESTION . EDIT
01/01/1985

Application Status	
Application Type:	Paper FAFSA 2008-2009
Date Received:	02/01/2008
Current Status:	Processed
Date Processed:	01/01/2008

If you have a PIN and want to view your processed data and results, select [Next](#).

TIP: You can also access your processed data by selecting **View and Print Your Student Aid Report** under the **FAFSA Follow-Up** section of the home page.

If you do not have a PIN, we encourage you to [apply for one](#). In addition to being used as an electronic signature, a PIN can be used to view your processed application data and results.

NOTE: When you first receive your new PIN, it can only be used to sign your 2008-2009 Free Application for Federal Student Aid (FAFSA), but nothing else. Your Social Security Number, name, and date of birth will be matched with the Social Security Administration within 1-3 days from the date that you apply. Once we complete that verification, you will be able to use your PIN to view your processed application data and to access your personal information on other Federal Student Aid Web sites.

For added security, we recommend that you exit your browser completely when you are finished using the FAFSA on the Web site. Select this link for [further details](#). You may also want to consider [clearing your browser's cache](#) and deleting any temporary files.

[NEXT](#)

[NEED HELP?](#)

[EXIT](#)

Site Last Updated: Wednesday, October 10, 2007

[Privacy](#)

The First Page of Student Access



START HERE
GO FURTHER
FEDERAL STUDENT AID

FAFSA
Free Application for Federal Student Aid

[Help](#) [Contact Us](#) [FAQs](#)

Student Access

Transactions

Below is a list of the 2008-2009 transactions we have processed for you at Federal Student Aid as of 10/11/2007. You can select any of the transaction numbers to view the complete details for that transaction.

Your Data Release Number (DRN) is **4981**.

Note that any applications or corrections that have been submitted recently will not appear here until they have been processed by Federal Student Aid.

Transaction Number	Processed Date	Expected Family Contribution (EFC)	Transaction Source
01	01/01/2008	Not Calculated	Paper FAFSA

[NEED HELP?](#)

[EXIT](#)

Site Last Updated: Thursday, October 11, 2007

[Privacy](#)

The Processing Information Page of Student Access



START HERE
GO FURTHER
FEDERAL STUDENT AID

FAFSA
Free Application for Federal Student Aid

[Help](#) [Contact Us](#) [FAQs](#)

[Transactions](#)

[Processing Information](#)

[Student Information](#)

[Student Income/Assets](#)

[Parent Information](#)

[School Information](#)

[Preparer's Information](#)

[NSLDS](#)

[SAR Comments](#)

[Print Summary](#)

Student Access

Processing Information

Processing Information

DRN:	4981
Transaction Number:	01
Date Application Completed:	01/01/2008
Application Receipt Date:	02/01/2008
Processed Date:	01/01/2008
Signed By:	BOTH
EFC:	C

[NEED HELP?](#)

[MAKE CORRECTIONS](#)

[EXIT](#)

Site Last Updated: Thursday, October 11, 2007

[Privacy](#)

The previous screens represent a sample of the pages which will be found within the 2008-2009 FAFSA on the Web website.

The application and correction portions of the live FAFSA on the Web site will be available for applicants to use on Jan. 1, 2008. You may use the FAFSA on the Web Demo site to preview the 2008-2009 application and correction processes beginning
December 2, 2007.


(FAFSA on the Web Demo site information is on the next page)

The FAFSA on the Web Demo Site

- URL
 - <http://fafsademo.test.ed.gov>
- User Name
 - eddemo
- Password
 - fafsatest
- Availability
 - 2007-2008 FAFSA on the Web is available now
 - 2008-2009 FAFSA on the Web will be available beginning December 2, 2007

Thank you for previewing the 2008-2009 FAFSA on the Web website.

Click the button below to
view this presentation again.



Click the button below to
end this presentation.

