

FAFSA on the Web for 2006-2007

Effective

January 1, 2006

The following presentation previews some of the screens contained within the Corrections and Student Access processes of FAFSA on the Web. These processes allow students to view, print, and update processed FAFSA data.

.

FAFSA on the Web's Homepage

FAFSA
FREE APPLICATION FOR FEDERAL STUDENT AID

Application Deadlines PIN Site Help Contact Us FAQs Site Map About Us

U.S. Department of Education **FREE** Application for Federal Student Aid Web Site

FAFSA ALERTS:
Deadlines:
Submit 2005-2006 FAFSA on the Web Applications by **midnight Central Daylight time**, June 30, 2006.
Submit 2006-2007 FAFSA on the Web Applications by **midnight Central Daylight time**, July 2, 2007. [More>>](#)
Scheduled Maintenance:
FAFSA on the Web will be unavailable on every Sunday from 5 a.m. to 11 a.m. (Eastern Standard Time). We apologize for any inconvenience this may cause. [More>>](#)

Before Beginning a FAFSA
Get organized!
To simplify filling out the application, gather the required documents and other information.

- ▶ FAFSA on the Web Worksheet
- ▶ Find my school codes
- ▶ Students and Parents apply for a PIN
- ▶ Check Deadline Dates

Filling Out a FAFSA
Fill out the application!
FAFSA has seven steps that ask about you, your school plans, financial information and more.

- ▶ Fill out a FAFSA
- ▶ Llenar la FAFSA en español
- ▶ Fill out a Renewal FAFSA
- ▶ Llenar la FAFSA de Renovación en español
- ▶ Continue working on a saved FAFSA
- ▶ Sign Electronically with your PIN

FAFSA Follow-up
Find your FAFSA online!
You can go back to your FAFSA to check status, make corrections to a processed FAFSA and get other information.


- ▶ Check status of a submitted FAFSA or Print Signature page
- ▶ Make Corrections to a Processed FAFSA
- ▶ View and Print your Student Aid Report






PRIVACY & SECURITY **STUDENT AID ON THE WEB**


The “FAFSA Follow-up” Section

The 2006-2007 Corrections on the Web

The Corrections on the Web Shopping Cart



 Help
  Contact Us
  FAQs
  Live Help
 


Using Corrections
on the Web

Form Approved
 OMB No. 1845-0008
 App. Exp. 12/31/07

FAFSA Corrections on the Web Shopping Cart

Each FAFSA question and your response are available for corrections except your Social Security Number (SSN).

1. Place a checkmark next to responses that you want to correct.
2. When the questions are displayed, enter new information to change your previous response. A dropdown menu may allow you to delete a response, although some questions are not allowed to be blank.
3. Correction on the Web may ask you to verify a response you provided. You can change your response or select "Data is correct" from the dropdown menu to verify. You can either type in new information or make a selection from a dropdown menu. Do not do both!
4. When you are done correcting the information, you must select the "Next" button at the bottom of the screen to continue the correction process.

For [further details](#) select this link.

Answers that you previously verified are marked with a # (pound) sign

235-02-1051 LA 01

Step 1. (Q1 - Q31)

1. Last Name:	LASTNAME	<input type="checkbox"/>
2. First Name:	PINSTUDENT	<input type="checkbox"/>
3. Middle Initial:	S	<input type="checkbox"/>
4. Permanent Street Address:	145 MINING LANE	<input type="checkbox"/>
5. City:	BEDROCK	<input type="checkbox"/>
6. State:	DC	<input type="checkbox"/>
7. Zip Code:	20816	<input type="checkbox"/>
8. Social Security Number: <i>(Data can only be verified for this field)</i>	235-02-1051	<input type="checkbox"/>
9. Date of Birth:	11/11/1985	<input type="checkbox"/>
10. Permanent Home Phone Number:		<input type="checkbox"/>
11. Driver's License Number:		<input type="checkbox"/>
12. Driver's License State:		<input type="checkbox"/>

Correcting a Response



Help



Contact Us



FAQs



Live Help



Using Corrections
on the Web

You may edit or delete your answer to this question or verify that the submitted answer is correct. Please do so and select **Next** once this is complete.

First Name (question 2):

PINSTUDENT

Select

Select
Delete the Answer
Data is Correct



Need help with this page?



Previous



Next

SAVE

EXIT

Masked Parent SSNs

Step 4. (Q55 - Q83)

The information in Step Four is the student's parental financial picture as of the date the student signed the original application for this school year. You should change this information only to make this information correct as of that date. In addition, you must not make any changes to the information in this Step as a result of a change in the student's marital status or the student's parents' marital status.

55. Parents' Marital Status:	MARRIED/REMARIED	<input type="checkbox"/>
56. Parents' Date of Marital Status:		<input type="checkbox"/>
57. Father's/Stepfather's Social Security Number:	XXX-XX-1050	<input type="checkbox"/>
58. Father's/Stepfather's Last Name:	LASTNAME	<input type="checkbox"/>
59. Father's/Stepfather's First Initial:	P	<input type="checkbox"/>
60. Father's/Stepfather's Date of Birth:	11/11/1985	<input type="checkbox"/>
61. Mother's/Stepmother's Social Security Number:	XXX-XX-1049	<input type="checkbox"/>
62. Mother's/Stepmother's Last Name:	LASTNAME	<input type="checkbox"/>
63. Mother's/Stepmother's First Initial:	P	<input type="checkbox"/>
64. Mother's/Stepmother's Date of Birth:	11/11/1985	<input type="checkbox"/>
Parents' E-mail Address:		<input type="checkbox"/>
65. Parents' Household Size:	1	<input type="checkbox"/>
66. Parents' Number in College:		<input type="checkbox"/>
67. Parents' State Legal Residence:	MD	<input type="checkbox"/>

The FAFSA on the Web Demo Site

- URL
 - <http://fafsademotest.ed.gov>
- User Name
 - eddemo
- Password
 - fafsatest
- Availability
 - 2006-2007 FAFSA on the Web will be available beginning November 27, 2005