

## **1.1 EDCS Release 15.0 CAL enhancements**

### **1.1.1 Prompt for Cancer Type(s)/Stage(s)**

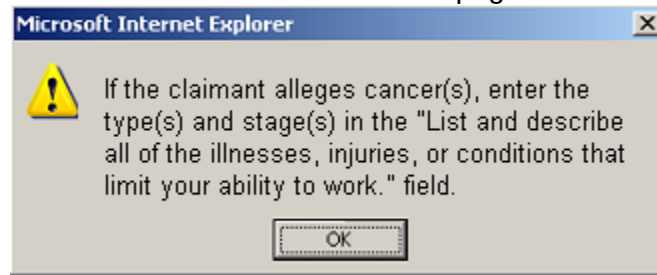
When a User moves away from the allegations text areas on the EDCS **MCS Exclusion Information** page or any of the 3368 / 3820 pages listed below, the system will search the allegations text areas for the word 'cancer.'

The system will only search for the word 'cancer,' not synonyms such as tumor, malignant, melanoma, sarcoma, etc. Entering those words will not trigger the alert.

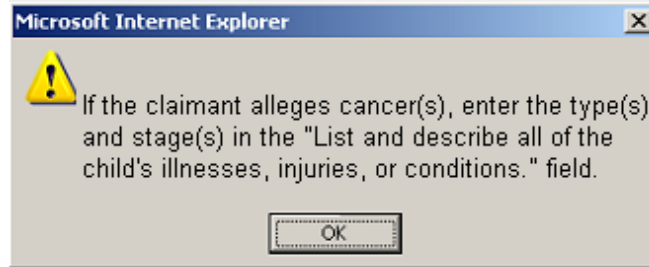
If the word 'cancer' is detected, the User will be prompted to enter type(s) and stage(s) into the allegations text area. EDCS will track the alert to ensure that it will only display the first time the word 'cancer' is found (i.e., once per case).

<b>EDCS FORM 3368:</b>	<b>EDCS FORM 3820:</b>
Illness and Onset	Illness and Onset
Doctor/HMO/Therapist Information	Doctor/HMO/Therapist Information
Hospital Clinic Information	Hospital Clinic Information
Special Education Information	School Information
Other Source Information	Other Source Information
Medication Information	Medication Information
Test Information	Test Information
Vocational Rehabilitation Information	Vocational Rehabilitation Information
	Additional Source Information

Facsimile of the new EDCS 3368 **Illness and Onset** page cancer alert:



Facsimile of the new EDCS 3820 **Illness and Onset** page cancer alert:



Facsimile of the new EDCS **MCS Exclusion Information** page cancer alert:



### ***1.1.2 Identify CAL cases before transfer***

CRs are now able to determine during the claimant interview process if a case is CAL. The new [Calculate CAL] button allows Users to determine if full non-medical development is needed while the claimant is still in the Field Office. After entering data into an allegations text area and selecting the [Calculate CAL] button, CAL results are displayed on an alert. The results are based solely on the conditions submitted by the User in the allegations text area. The alert identifies whether or not the case would be marked as CAL if it were transferred with the current conditions. If the results are positive, the alert will state the CAL Conditions. The alert also has a note to remind CRs that a change in condition(s) entered in the allegations text area prior to transfer may affect CAL status.

The new [Calculate CAL] button is located on three EDCS pages: the 3368 **Illness and Onset** page, 3820 **Illness and Onset** page, and the **MCS Exclusion Information** page.

Facsimile of the showing the new EDCS Calculate CAL button:

3368 Illness and Onset

Alleged onset date from the mainframe is: 01/01/2008

**About Your Condition**  
You can help your case by providing as much detail as possible about your condition. People with the same condition may have different symptoms and complications.

**\*List and describe all of the illnesses, injuries, or conditions that limit your ability to work.**  
Include:

- All physical, mental, or emotional conditions
- Any major complications resulting from your condition
- All conditions, whether or not you have been receiving treatment
- If cancer, include stage and type

[Examples of conditions](#)

Aneurysm of aorta

Check Spelling **Calculate CAL**

**\*How do your conditions limit your ability to work?**  
Include:

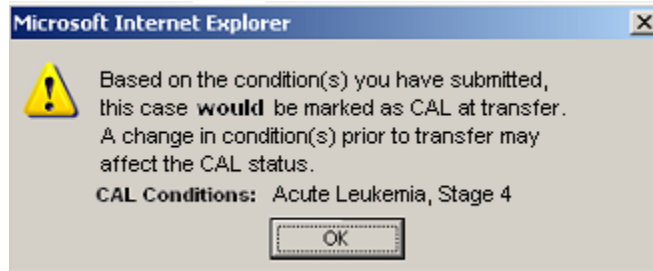
- Sitting and standing
- Lifting and carrying things
- Concentrating or remembering instructions
- Any medical equipment, devices, or other assistance that you need every day

[Examples of limitations](#)

Sitting and standing  
Lifting and carrying things  
Concentrating or remembering instructions  
Any medical equipment, devices, or other assistance that you need every day

Next Page | Previous Page | Cancel | Help

Facsimile of the new EDCS CAL alert when CAL:



Facsimile of the new EDCS CAL alert when **not** CAL:

