

Census Taker U. S. Census Bureau Internal / Development - Web Sites

Service Title: 2008 Annual Capital Expenditures Survey

Help! Security Privacy

Form is: **Blank**

Welcome to Census Taker!

IMPORTANT! - For the best protection of the information you will be providing, we strongly encourage you to **change your password now** (use button below). If at any time you feel that someone else has gained access to your password, please return to this menu and change it immediately!

WARNING! - For security reasons, your Census Taker session will automatically be dropped after **60 minutes** of inactivity (activity is based upon you having pressed any button on any page.) All information, on any page, submitted after the 60 minute limit will be rejected. If your session is dropped, you will have to login again and re enter your information for that page.

Help using Census Taker is always available. Just press the Help! link (above) in the banner at the top of every page. Context sensitive help links (example: [Help!](#)) are also provided as appropriate to assist you in providing a proper response to questions.

Note: This highlighted area is for special instructions. Please be sure to read and follow all special instructions before taking any other action.

Form Menu

Use these buttons to access this form and perform various activities.

Start Form	Go directly to the first section of this electronic web form.
Check / Finish Form	Check this form's entries and / or close it as finished.
Change Password	Changing your password is recommended and can increase the security of your information.
Exit / Logout	Securely exit from Census Taker.

OMB No.: 0607-0702
Approval Expires: 01/31/2011

USCENSUSBUREAU
Helping You Make Informed Decisions

Census Taker Version: 3.0
Service: acesexp
System: idcl.ssd.census.gov

Annual Capital Expenditures Survey

Form Menu (operational screen)



Service Title:

2008 Annual Capital Expenditures Survey

Help!
(Form)

Help!
(System)

Security

Privacy

Form is: **Not Finished**

Content Screen

Section 4. Capital Expenditures

STRUCTURES - Report the capitalized cost of buildings and structures, and all necessary expenditures to acquire, construct, and prepare the structure for its intended use. (Note: Renovations and repairs done to existing structures are considered NEW).

EQUIPMENT - Report the capitalized cost of machinery and equipment used in the production and distribution of goods and services, and in office functions.

OTHER - Report capital expenditures for assets acquired during 2008 that cannot be classified under structures or equipment. (DO NOT report furniture and fixtures, capitalized computer software, and motor vehicles as OTHER, these are considered equipment for this survey.) [\(Help\)](#)

Report the following domestic capital expenditures data for the entire company.
The grand total should equal the total capital expenditures reported in section 3.

Report dollar values rounded to thousands.
(Example: If figure is \$179,125,628.00 report -- 179126)

	Structures (1)	Equipment (2)	Other (3)	Total (Add Columns 1+2+3) (4)
1. Capital expenditures for NEW structures and equipment (Include major additions, alterations, and capitalized repairs to existing structures)	\$ <input type="text" value="10"/> ,000.00	\$ <input type="text" value="10"/> ,000.00	\$ <input type="text" value="10"/> ,000.00	\$ <input type="text" value="30"/> ,000.00
2. Capital expenditures for USED structures and equipment	\$ <input type="text" value="10"/> ,000.00	\$ <input type="text" value="10"/> ,000.00	\$ <input type="text" value="10"/> ,000.00	\$ <input type="text" value="30"/> ,000.00
3. TOTAL capital expenditures (Add Rows 1+2)	\$ <input type="text" value="20"/> ,000.00	\$ <input type="text" value="20"/> ,000.00	\$ <input type="text" value="20"/> ,000.00	\$ <input type="text" value="60"/> ,000.00

Section 9. Capital Expenditures For Industry 1

Part A.

Complete Part A for each industry in which the company had operations and made capital expenditures for 2008

Please report for the industry code listed below. See [Industry Category Codes List](#)

Industry Category Code	STRUCTURES + EQUIPMENT + OTHER = TOTAL						TOTAL CAPITAL EXPENDITURES
	Structures (Include major additions, alterations and capitalized repairs to existing structures as new structures)		Equipment		Other		
	New	Used	New	Used	New	Used	
2211	\$ 50	\$ 50	\$ 50	\$ 50	\$ 50	\$ 50	\$ 50

Part B.

Capital Expenditures by Type of Structure

Select the three-digit structure code to report the type of structure that your company acquired, constructed, remodeled, renovated, or modernized.

- Construction of New Facility - Buildings or other structures not previously owned. Include additions to existing buildings, such as a new wing.
- Acquisition of Existing Facility/New - Buildings or other structures that have been previously owned **but** not occupied or used.
- Acquisition of Existing Facility/Used - Buildings or other structures that have been previously owned **AND** occupied or used.

See [Structure Code List](#)

Structure Code	Construction of New Facility		Acquisition of Existing Facility		Remodeling, Renovation, Modernization of Existing Facility		Other	Capital Expenditure Structure
	Own Employees	Contract	New	Used	Own Employees	Contract		
1. 111	\$ 50	\$ 50	\$ 50	\$ 50	\$ 50	\$ 50	\$ 50	\$ 50
2. Code	\$	\$	\$	\$	\$	\$	\$	\$
3. Code	\$	\$	\$	\$	\$	\$	\$	\$

Content Screen
(version 1)

9.	Code	\$		\$		\$		\$		\$		\$		\$		\$		\$	
10.	Code	\$		\$		\$		\$		\$		\$		\$		\$		\$	
11.	Code	\$		\$		\$		\$		\$		\$		\$		\$		\$	
12.	Code	\$		\$		\$		\$		\$		\$		\$		\$		\$	
13.	Code	\$		\$		\$		\$		\$		\$		\$		\$		\$	

Content Screen
(Section 9; version 1
continued)

Part C.

Capital Expenditures by Type of Equipment

Select the three-digit equipment code to report the type of equipment that your company acquired.

See [Equipment Code List](#)

Equipment Code	New Equipment	Used Equipment	Other	Capital Expenditures For Equipment
1. Code	\$ 50	\$ 50	\$ 50	\$ 50
2. Code	\$	\$	\$	\$
3. Code	\$	\$	\$	\$
4. Code	\$	\$	\$	\$
5. Code	\$	\$	\$	\$
6. Code	\$	\$	\$	\$
7. Code	\$	\$	\$	\$

Content Screen
(Section 9; version 1
continued)

3.	Code ▾	\$ []	\$ []	\$ []	\$ []
4.	Code ▾	\$ []	\$ []	\$ []	\$ []
5.	Code ▾	\$ []	\$ []	\$ []	\$ []
6.	Code ▾	\$ []	\$ []	\$ []	\$ []
7.	Code ▾	\$ []	\$ []	\$ []	\$ []
8.	Code ▾	\$ []	\$ []	\$ []	\$ []
9.	Code ▾	\$ []	\$ []	\$ []	\$ []
10.	Code ▾	\$ []	\$ []	\$ []	\$ []
11.	Code ▾	\$ []	\$ []	\$ []	\$ []
12.	Code ▾	\$ []	\$ []	\$ []	\$ []
13.	Code ▾	\$ []	\$ []	\$ []	\$ []

Part D.

Check box below if you have additional Industry Codes to report.

1. Additional Industry Code

Save & Continue	Form Navigation (For best results, please use these buttons instead of your browser buttons.)	Save & Continue
Save & Previous	Select Other Navigation Choices here. Then press Go -> ▾ Go	Save & Previous

Section 8. Capital Expenditures by Industry

Complete one row for each industry in which this company had operations and made capital expenditures during 2008.

- The total of all columns reported below should equal the total capital expenditures previously reported in sections 3 & 4.
- For their respective columns, capital expenditures on this page should equal those amounts previously reported in section 4 (shown in bold below).

Report dollar values rounded to thousands.
 (Example: If figure is \$179,125,628.00 report -- 179126)

See [Industry Category Codes List](#)

Industry Category Code	STRUCTURES + EQUIPMENT + OTHER = TOTAL							TOTAL CAPITAL EXPENDITURES
	Structures (Include major additions, alterations and capitalized repairs to existing structures as new structures)		Equipment		Other			
	New	Used	New	Used	New	Used		
	Column total should = \$	Column total should = \$	Column total should = \$	Column total should = \$	Column total should = \$	Column total should = \$	Column total should = \$	
1.	<input type="text"/>	\$ <input type="text"/>	\$ <input type="text"/>	\$ <input type="text"/>	\$ <input type="text"/>	\$ <input type="text"/>	\$ <input type="text"/>	\$ <input type="text"/>
2.	<input type="text"/>	\$ <input type="text"/>	\$ <input type="text"/>	\$ <input type="text"/>	\$ <input type="text"/>	\$ <input type="text"/>	\$ <input type="text"/>	\$ <input type="text"/>
3.	<input type="text"/>	\$ <input type="text"/>	\$ <input type="text"/>	\$ <input type="text"/>	\$ <input type="text"/>	\$ <input type="text"/>	\$ <input type="text"/>	\$ <input type="text"/>

Content
Screen
(version
2)

7.	<input type="text"/>	\$ <input type="text"/>	\$ <input type="text"/>	\$ <input type="text"/>	\$ <input type="text"/>	\$ <input type="text"/>	\$ <input type="text"/>	\$ <input type="text"/>
8.	<input type="text"/>	\$ <input type="text"/>	\$ <input type="text"/>	\$ <input type="text"/>	\$ <input type="text"/>	\$ <input type="text"/>	\$ <input type="text"/>	\$ <input type="text"/>
9.	<input type="text"/>	\$ <input type="text"/>	\$ <input type="text"/>	\$ <input type="text"/>	\$ <input type="text"/>	\$ <input type="text"/>	\$ <input type="text"/>	\$ <input type="text"/>
10.	<input type="text"/>	\$ <input type="text"/>	\$ <input type="text"/>	\$ <input type="text"/>	\$ <input type="text"/>	\$ <input type="text"/>	\$ <input type="text"/>	\$ <input type="text"/>
11.	<input type="text"/>	\$ <input type="text"/>	\$ <input type="text"/>	\$ <input type="text"/>	\$ <input type="text"/>	\$ <input type="text"/>	\$ <input type="text"/>	\$ <input type="text"/>
12.	<input type="text"/>	\$ <input type="text"/>	\$ <input type="text"/>	\$ <input type="text"/>	\$ <input type="text"/>	\$ <input type="text"/>	\$ <input type="text"/>	\$ <input type="text"/>
13.	<input type="text"/>	\$ <input type="text"/>	\$ <input type="text"/>	\$ <input type="text"/>	\$ <input type="text"/>	\$ <input type="text"/>	\$ <input type="text"/>	\$ <input type="text"/>
14.	<input type="text"/>	\$ <input type="text"/>	\$ <input type="text"/>	\$ <input type="text"/>	\$ <input type="text"/>	\$ <input type="text"/>	\$ <input type="text"/>	\$ <input type="text"/>
15.	<input type="text"/>	\$ <input type="text"/>	\$ <input type="text"/>	\$ <input type="text"/>	\$ <input type="text"/>	\$ <input type="text"/>	\$ <input type="text"/>	\$ <input type="text"/>

1. Check box if you need to report additional Industry Category Codes

Save & Continue	Form Navigation (For best results, please use these buttons instead of your browser buttons.)	Save & Continue
Save & Previous	Select Other Navigation Choices here. Then press Go -> <input type="button" value="Go"/>	Save & Previous

Content Screen (version 2; section 8 continued)

Section 9. Capital Expenditures For Industry 6211

Part A.

Capital Expenditures by Type of Structure

Select the three-digit structure code to report the type of structure that your company acquired, constructed, remodeled, renovated, or modernized.

- Construction of New Facility - Buildings or other structures not previously owned. Include additions to existing buildings, such as a new wing.
- Acquisition of Existing Facility/New - Buildings or other structures that have been previously owned **but** not occupied or used.
- Acquisition of Existing Facility/Used - Buildings or other structures that have been previously owned **AND** occupied or used.

See [Structure Code List](#)

Content Screen
(version 2; section 9)

Structure Code	Construction of New Facility		Acquisition of Existing Facility		Remodeling, Renovation, Modernization of Existing Facility		Other	Row Total Capital Expenditure Structure
	Own Employees	Contract	New	Used	Own Employees	Contract		
1. <input type="text" value="Code"/>	\$ <input type="text"/>	\$ <input type="text"/>	\$ <input type="text"/>	\$ <input type="text"/>	\$ <input type="text"/>	\$ <input type="text"/>	\$ <input type="text"/>	\$ <input type="text"/>
2. <input type="text" value="Code"/>	\$ <input type="text"/>	\$ <input type="text"/>	\$ <input type="text"/>	\$ <input type="text"/>	\$ <input type="text"/>	\$ <input type="text"/>	\$ <input type="text"/>	\$ <input type="text"/>
3. <input type="text" value="Code"/>	\$ <input type="text"/>	\$ <input type="text"/>	\$ <input type="text"/>	\$ <input type="text"/>	\$ <input type="text"/>	\$ <input type="text"/>	\$ <input type="text"/>	\$ <input type="text"/>
4. <input type="text" value="Code"/>	\$ <input type="text"/>	\$ <input type="text"/>	\$ <input type="text"/>	\$ <input type="text"/>	\$ <input type="text"/>	\$ <input type="text"/>	\$ <input type="text"/>	\$ <input type="text"/>
5. <input type="text" value="Code"/>	\$ <input type="text"/>	\$ <input type="text"/>	\$ <input type="text"/>	\$ <input type="text"/>	\$ <input type="text"/>	\$ <input type="text"/>	\$ <input type="text"/>	\$ <input type="text"/>
6. <input type="text" value="Code"/>	\$ <input type="text"/>	\$ <input type="text"/>	\$ <input type="text"/>	\$ <input type="text"/>	\$ <input type="text"/>	\$ <input type="text"/>	\$ <input type="text"/>	\$ <input type="text"/>
7. <input type="text" value="Code"/>	\$ <input type="text"/>	\$ <input type="text"/>	\$ <input type="text"/>	\$ <input type="text"/>	\$ <input type="text"/>	\$ <input type="text"/>	\$ <input type="text"/>	\$ <input type="text"/>
8. <input type="text" value="Code"/>	\$ <input type="text"/>	\$ <input type="text"/>	\$ <input type="text"/>	\$ <input type="text"/>	\$ <input type="text"/>	\$ <input type="text"/>	\$ <input type="text"/>	\$ <input type="text"/>
9. <input type="text" value="Code"/>	\$ <input type="text"/>	\$ <input type="text"/>	\$ <input type="text"/>	\$ <input type="text"/>	\$ <input type="text"/>	\$ <input type="text"/>	\$ <input type="text"/>	\$ <input type="text"/>
10. <input type="text" value="Code"/>	\$ <input type="text"/>	\$ <input type="text"/>	\$ <input type="text"/>	\$ <input type="text"/>	\$ <input type="text"/>	\$ <input type="text"/>	\$ <input type="text"/>	\$ <input type="text"/>

Part B.

Capital Expenditures by Type of Equipment

Select the three-digit equipment code to report the type of equipment that your company acquired.

See [Equipment Code List](#)

Equipment Code	New Equipment	Used Equipment	Other	Row Total of Capitalized Expenditures for Equipment
1. <input type="text" value="Code"/>	\$ <input type="text"/>	\$ <input type="text"/>	\$ <input type="text"/>	\$ <input type="text"/>
2. <input type="text" value="Code"/>	\$ <input type="text"/>	\$ <input type="text"/>	\$ <input type="text"/>	\$ <input type="text"/>
3. <input type="text" value="Code"/>	\$ <input type="text"/>	\$ <input type="text"/>	\$ <input type="text"/>	\$ <input type="text"/>
4. <input type="text" value="Code"/>	\$ <input type="text"/>	\$ <input type="text"/>	\$ <input type="text"/>	\$ <input type="text"/>
5. <input type="text" value="Code"/>	\$ <input type="text"/>	\$ <input type="text"/>	\$ <input type="text"/>	\$ <input type="text"/>
6. <input type="text" value="Code"/>	\$ <input type="text"/>	\$ <input type="text"/>	\$ <input type="text"/>	\$ <input type="text"/>
7. <input type="text" value="Code"/>	\$ <input type="text"/>	\$ <input type="text"/>	\$ <input type="text"/>	\$ <input type="text"/>
8. <input type="text" value="Code"/>	\$ <input type="text"/>	\$ <input type="text"/>	\$ <input type="text"/>	\$ <input type="text"/>
9. <input type="text" value="Code"/>	\$ <input type="text"/>	\$ <input type="text"/>	\$ <input type="text"/>	\$ <input type="text"/>
10. <input type="text" value="Code"/>	\$ <input type="text"/>	\$ <input type="text"/>	\$ <input type="text"/>	\$ <input type="text"/>
11. <input type="text" value="Code"/>	\$ <input type="text"/>	\$ <input type="text"/>	\$ <input type="text"/>	\$ <input type="text"/>
12. <input type="text" value="Code"/>	\$ <input type="text"/>	\$ <input type="text"/>	\$ <input type="text"/>	\$ <input type="text"/>
13. <input type="text" value="Code"/>	\$ <input type="text"/>	\$ <input type="text"/>	\$ <input type="text"/>	\$ <input type="text"/>

Content Screen (version 2; section 9 continued)

Section 11. Review Capital Expenditures

Part A.

[\(Help\)](#)

Numbers are in thousands

		Structures	Equipment	Other	Total
1.	Capital expenditures for NEW structures and equipment (Include major additions, alterations, and capitalized repairs to existing structures)	\$10	\$10	\$10	\$30
2.	Capital expenditures for USED structures and equipment	\$10	\$10	\$10	\$30
3.	TOTAL capital expenditures (Add Rows 1+2)	\$20	\$20	\$20	\$60

Part B.

[\(Help\)](#)

Numbers are in thousands

Industry Category Code	STRUCTURES + EQUIPMENT + OTHER = TOTAL						TOTAL CAPITAL EXPENDITURES
	Structures (Include major additions, alterations and capitalized repairs to existing structures as new structures)		Equipment		Other		
	New	Used	New	Used	New	Used	
2211	\$50	\$50	\$50	\$50	\$50	\$50	\$50
3355	\$20	\$20	\$20	\$20	\$20	\$20	\$20
						Total:	\$70

Save & Continue

Form Navigation

(For best results, please use these buttons instead of your browser buttons.)

Save & Continue

Save & Previous

Select Other Navigation Choices here. Then press Go ->



Save & Previous

Content Screen
(summary screen)

Check / Finish Screen
(operational screen)

Check / Finish

(A check of all form entries has just been completed.)

Part A: Problem Correction -   Problem(s) found in 7 form sections!

(Before going to Part B)

Attempt to fix all entry problems by using this selectable list and go to button.


Problem Sections:


1. Company Information	<input type="button" value="Go To Section"/>
3. Assets And Capital Expenditures For 2008	
4. Capital Expenditures	
7. Reporting Industry Codes	
10. Reporting Period Covered	

Part B: Is this form finished?

(After Completing Part A)

Pick one of these two buttons to continue / finish up. Your choice here can always be changed at a later time.

Census Taker U. S. Census Bureau **Internal / Development - Web Sites** 

 Service Title: **2008 Annual Capital Expenditures Survey**

[Help!](#) [Security](#) [Privacy](#)
Form is: **Not Finished**

Form Menu

Use these buttons (and selectable lists) to access this form and perform various activities.

Form Section List:

11. Review Capital Expenditures (LAST SECTION VISITED) **Return to Form**

Check this form's entries and / or close it as finished.

Save / Print your entries.

Changing your password is recommended and can increase the security of your information.

Securely exit from Census Taker.

OMB No.: 0607-0782
Approval Expires: 01/31/2011

U S CENSUS BUREAU
Helping You Make Informed Decisions

Census Taker Version: 3.0
Service: acsesapp
System: id1.ssd.census.gov

Display Internal Options (Access/Display Limited: Available For Census Bureau Internal Use Only!)

System Load (Current/Max): 0.12 /50

Form Menu *after submission* (operational screen)

Information and Communication Technology Survey (ICT)

Note: The operational screens for the ICT survey are identical to the ones shown above for the ACES survey.

Section 3. ICT Expenditures For Industry 1
Content Screen

Part A.

Complete parts B and C for each industry in which this company operated and had capitalized or non-capitalized ICT expenditures during 2007.

If your company did not have any capitalized or non-capitalized ICT expenditures for the 2007 reporting period, enter "0" in the appropriate cell (s).

- Report for all domestic operations only.
- Reasonable estimates are acceptable.
- Exclude depreciation.
- Report dollar values rounded to thousands.
(Example: If figure is \$179,125,628.00 report -- 179126)

Please report for the industry code listed below.

See [Industry Category Codes List](#)

Part B.

Equipment Expenditures

Report Computer Software in Part C.

	Report in thousands of dollars (do not include commas)		
	Capitalized Expenditures	Non-capitalized Purchases (Excluding purchased computer and communication services and maintenance and repairs)	Non-capitalized Operating Leases and Rental Payments (Excluding maintenance and repairs)
Computer and Peripheral Equipment Definitions	\$ <input type="text"/> ,000.00	\$ <input type="text"/> ,000.00	\$ <input type="text"/> ,000.00
Information and Communication Technology Equipment, Excluding Computer and Peripheral Equipment Definitions	\$ <input type="text"/> ,000.00	\$ <input type="text"/> ,000.00	\$ <input type="text"/> ,000.00
Electromedical and Electrotherapeutic Apparatus Definitions	\$ <input type="text"/> ,000.00	\$ <input type="text"/> ,000.00	\$ <input type="text"/> ,000.00

Content Screen (section 3 continued)

		repairs)	
Computer and Peripheral Equipment Definitions	\$ [] ,000.00	\$ [] ,000.00	\$ [] ,000.00
Information and Communication Technology Equipment, Excluding Computer and Peripheral Equipment Definitions	\$ [] ,000.00	\$ [] ,000.00	\$ [] ,000.00
Electromedical and Electrotherapeutic Apparatus Definitions	\$ [] ,000.00	\$ [] ,000.00	\$ [] ,000.00

Part C.

Computer Software Expenditures

	Report in thousands of dollars (do not include commas)		
	Capitalized Purchases and Payroll for Developing Software	Non-capitalized Purchases and Payroll for Developing Software (Excluding maintenance and repairs)	Non-capitalized Software Licensing and Service/Maintenance Agreements (Including leased software)
Computer Software (Including Payroll for Developing Software) <ul style="list-style-type: none"> • Prepackaged (off-the-shelf), vendor customized, and internally developed software • Costs related to software development (for internet use and/or resale) including loaded payroll (salaries, wages, benefits, and bonuses). • Exclude other IT payroll. 	\$ [] ,000.00	\$ [] ,000.00	\$ [] ,000.00

Part D.

Check box below if you have additional Industry Codes to report.

Additional Industry Code

			repairs)	
Computer and Peripheral Equipment Definitions	\$ [] ,000.00	\$ [] ,000.00		\$ [] ,000.00
Information and Communication Technology Equipment, Excluding Computer and Peripheral Equipment Definitions	\$ [] ,000.00	\$ [] ,000.00		\$ [] ,000.00
Electromedical and Electrotherapeutic Apparatus Definitions	\$ [] ,000.00	\$ [] ,000.00		\$ [] ,000.00

Part C.

Computer Software Expenditures

	Report in thousands of dollars (do not include commas)		
	Capitalized Purchases and Payroll for Developing Software	Non-capitalized Purchases and Payroll for Developing Software (Excluding maintenance and repairs)	Non-capitalized Software Licensing and Service/Maintenance Agreements (Including leased software)
Computer Software (Including Payroll for Developing Software) <ul style="list-style-type: none"> • Prepackaged (off-the-shelf), vendor customized, and internally developed software • Costs related to software development (for internet use and/or resale) including loaded payroll (salaries, wages, benefits, and bonuses). • Exclude other IT payroll. 	\$ [] ,000.00	\$ [] ,000.00	\$ [] ,000.00

Part D.

Check box below if you have additional Industry Codes to report.

Additional Industry Code