

Preliminary screenshots of the NSCG online survey that will be tested in this usability study.

Please enter your username and password:

Username:
 Password:

The **National Survey of College Graduates (NSCG)** is a longitudinal survey, designed to provide data on the number and characteristics of experienced individuals with education and/or employment in science and engineering (S&E), or S&E related fields in the United States. The NSCG provides the opportunity to study the education and career paths of the nation's college-educated individuals in the workforce such as salaries, whether the college-educated population was working in their highest degree field of study, specific occupations, and a gender breakdown of the workforce.

For questions regarding this survey, contact:
 nscg@census.gov
 Phone: 1-888-262-5935

WARNING
 You have accessed a UNITED STATES GOVERNMENT computer. Use of this computer without authorization or for purposes for which authorization has not been extended is a violation of Federal law and can be punished with fines or imprisonment (PUBLIC LAW 96-474). System operators are notified, recorded, and subject to audit. Use of the system indicates consent to monitoring and recording.

Change Password

To better safeguard the privacy and security of your data, please change your password now. The password that you create will help to ensure that only you have access to your information.

Passwords must contain a minimum of the following:

- 12 characters in length
- 1 uppercase character
- 1 lowercase character
- 1 number
- 1 special character from the following: ! # \$ * & ? ~ -

Current Password:
 New Password:
 New Password again:

Please provide a valid email address, select a security question, and provide an answer for your security question. Supplying this information is not required to login to the site or complete your survey, but if you choose not to provide it, it will not be possible to recover your password if it is lost.

Email:

INTRODUCTION

The Census Bureau is conducting this survey to help the National Science Foundation collect information relating to the Nation's highly educated persons. On the average, it will take about 25 minutes to complete and is voluntary. The National Science Foundation and the Census Bureau will use the information you provide for statistical purposes only. This information is solicited under the authority of the National Science Foundation Act of 1950, as amended. We will protect the confidentiality of the information in accordance with the Privacy Act of 1974 and the Confidentiality Information Protection and Statistical Efficiency Act of 2002. Title 15 of the United States Code authorizes us to conduct this survey.

Demographic Information

Is your name MARY ANN PUBLIC?

Yes
 Not exactly, correction needed
 No

Demographic Information

We'd like to make sure our records are correct. Did you receive a Bachelor's degree from PRIVATE COLLEGE in 1984?

Yes
 No

Demographic Information

On October 1, 2008, were you living in the United States, Puerto Rico, or another U.S. territory, or were you living in another country?

United States, Puerto Rico, or another U.S. territory
 Another country

Part A - Employment Situation

A1. Were you working for pay or profit during the week of October 1, 2008?

This includes being a student on paid work-study, self-employed, or on any type of paid or unpaid leave, including vacation.

Yes
 No

Part A - Principal Employer

For the purpose of this survey, you are considered employed on October 1, 2008. Please answer the next series of questions as best you can.

A8. Who was your principal employer during the week of October 1, 2008?

*If you had more than one job, report the one for which you worked the most hours per week.
If your employer had more than one location, report the location that employed you.
If you worked for a contracting or consulting company, report the name of the company, not the client organization.*

Employer Name _____
 Department/Division _____
 City/Town _____
 State _____
 Zip Code _____

Next Previous

Part A - Principal Employer

For the purpose of this survey, you are considered employed on October 1, 2008. Please answer the next series of questions as best you can.

A8. Who was your principal employer during the week of October 1, 2008?

*If you had more than one job, report the one for which you worked the most hours per week.
If your employer had more than one location, report the location that employed you.
If you worked for a contracting or consulting company, report the name of the company, not the client organization.*

Employer Name _____
 Department/Division _____
 City/Town _____
 State _____
 Zip Code _____

Next Previous

Part A - Principal Employer

For the purpose of this survey, you are considered employed on October 1, 2008. Please answer the next series of questions as best you can.

A8. Who was your principal employer during the week of October 1, 2008?

*If you had more than one job, report the one for which you worked the most hours per week.
If your employer had more than one location, report the location that employed you.
If you worked for a contracting or consulting company, report the name of the company, not the client organization.*

Employer Name _____
 Department/Division _____
 City/Town _____
 State _____
 Zip Code _____

Next Previous

National Science Foundation
 WHERE DISCOVERIES BEGIN

NATIONAL SURVEY OF COLLEGE GRADUATES

Save and Exit Information

Part A - Principal Employer

A9. What was the employer's main business or industry; that is, what did that employer make or do?

*Please refer to your (principal employer/business) during the week of October 1, 2008.
If your principal employer had more than one type of business, report the type of business primarily performed at the location where you worked.
Example: Production of microprocessor chips*

MAIN BUSINESS _____

Next Previous

Form Number: NSC0-1
 OMB No.: 3146-0141
 Approval Expires: 7/2011

NATIONAL SURVEY OF COLLEGE GRADUATES

Save and Exit Information

Part A - Principal Employer

A11. Which one of the following best describes your principal employer during the week of October 1, 2008? Were you...

SELF EMPLOYED or a BUSINESS OWNER

In a non-incorporated business, professional practice, or farm
 In an incorporated business, professional practice, or farm

PRIVATE SECTOR employee

In a for-profit company or organization
 In a non-profit organization (including tax-exempt and charitable organizations)

GOVERNMENT employee

In a local government (e.g., city, county, school district)
 In a state government (including state colleges/universities)
 In the U.S. military service, active duty or Commissioned Corps (e.g., USPHS, NOAA)
 In the U.S. government (e.g., civilian employee)

OTHER type of employee

Other — Specify type of employer _____

Next Previous

Form Number: NSC0-1

Part A - Principal Employer

A16. In the previous question you described your occupation at your principal job held during the week of October 1, 2008 as ABC. Now we need your help to assign a standardized occupation for that job.

Please review the list below and select the best job category that best describes the kind of work you were doing on your principal held during the week of October 1, 2008.

- Biological/Life Scientists
- Clerical/Administrative Support Occupations
- Clergy/Other Religious Workers
- Computer Occupations
- Consultants
- Counselors
- Engineers/Architects
- Engineering Technologists/Technicians/Surveyors
- Farmers/Foresters/Fishermen
- Health Occupations
- Lawyers/Judges
- Librarians/Archivists/Curators
- Managers and Supervisors, First-Line
- Managers, Top-level Executives/Administrators
- Managers, Other
- Management-Related Occupations
- Mathematical Scientists
- Physical Scientists
- Research Associates/Assistants
- Sales/Marketing Occupations
- Service Occupations, Except Health

- Engineering Technologists/Technicians/Surveyors
- Farmers/Foresters/Fishermen
- Health Occupations
- Lawyers/Judges
- Librarians/Archivists/Curators
- Managers and Supervisors, First-Line
- Managers, Top-level Executives/Administrators
- Managers, Other
- Management-Related Occupations
- Mathematical Scientists
- Physical Scientists
- Research Associates/Assistants
- Sales/Marketing Occupations
- Service Occupations, Except Health
- Social Scientists
- Social Workers
- Teachers - Precollege
- Teachers/Professors - Postsecondary
- Teachers - Other
- Writers/Editors/Public Relations Specialists/Artists/Entertainers/Broadcasters
- Other Professions

Next Previous

Form Number: NSC0-1

National Science Foundation
 WHERE DISCOVERIES BEGIN

NATIONAL SURVEY OF COLLEGE GRADUATES

Save and Exit Information

Part A - Principal Job

A17. Did your duties on this job require the technical expertise of a bachelor's degree or higher in...?

Mark Yes or No for each item.

1. Engineering, computer science, math, or the natural sciences	<input type="checkbox"/> Yes	<input type="checkbox"/> No
2. The social sciences	<input type="checkbox"/> Yes	<input type="checkbox"/> No
3. Some other field (e.g., health, business, or education)	<input type="checkbox"/> Yes	<input type="checkbox"/> No

Next Previous

Form Number: NSC0-1
 OMB No.: 3146-0141
 Approval Expires: 7/2011

National Science Foundation
WHERE DISCOVERIES BEGIN

NATIONAL SURVEY OF COLLEGE GRADUATES

Save and Exit Information

Part A - Principal Job


A18. During what month and year did you start this job (that is, the principal job you held during the week of October 1, 2008)?

PRINCIPAL JOB STARTED: Month Year

Next Previous

Form Number: NSCG-1
OMB No.: 3145-0141
Approval Expires: 7/2011

Statement of Work Acting as Collection Agent Privacy Policy



National Science Foundation
WHERE DISCOVERIES BEGIN

NATIONAL SURVEY OF COLLEGE GRADUATES

Save and Exit Information

Part A - Principal Job

A22. The next question is about your work activities on your principal job. Which of the following work activities occupied at least 10 percent of your time during a typical work week on this job?

Please refer to your principal job held during the week of October 1, 2008.

Mark Yes or No for each item.

1. Accounting, finance, contracts	<input type="checkbox"/> Yes	<input type="checkbox"/> No
2. Basic research-study directed toward gaining scientific knowledge primarily for its own sake	<input type="checkbox"/> Yes	<input type="checkbox"/> No
3. Applied research-study directed toward gaining scientific knowledge to meet a recognized need	<input type="checkbox"/> Yes	<input type="checkbox"/> No
4. Development-using knowledge gained from research for the production of materials, devices	<input type="checkbox"/> Yes	<input type="checkbox"/> No
5. Design of equipment, processes, structures, models	<input type="checkbox"/> Yes	<input type="checkbox"/> No
6. Computer programming, systems or applications development	<input type="checkbox"/> Yes	<input type="checkbox"/> No
7. Human resources-including recruiting, personnel development, training	<input type="checkbox"/> Yes	<input type="checkbox"/> No
8. Managing or supervising people or projects	<input type="checkbox"/> Yes	<input type="checkbox"/> No
9. Production, operations, maintenance (e.g., chip production, operating lab equipment)	<input type="checkbox"/> Yes	<input type="checkbox"/> No
10. Professional services (e.g., health care, counseling, financial services, legal services)	<input type="checkbox"/> Yes	<input type="checkbox"/> No
11. Sales, purchasing, marketing, customer service, public relations	<input type="checkbox"/> Yes	<input type="checkbox"/> No
12. Quality or productivity management	<input type="checkbox"/> Yes	<input type="checkbox"/> No
13. Teaching	<input type="checkbox"/> Yes	<input type="checkbox"/> No
14. Other - Specify	<input type="checkbox"/> Yes	<input type="checkbox"/> No

Form Number: NSCG-1
OMB No.: 3145-0141
Approval Expires: 7/2011

National Science Foundation
WHERE DISCOVERIES BEGIN

NATIONAL SURVEY OF COLLEGE GRADUATES

Your session has expired. Please re-authenticate to continue. Your requested action will be completed once you have logged back into the system.

Please enter your username and password:

Username:

Password:

The National Survey of College Graduates (NSCG) is a longitudinal survey, designed to provide data on the number and characteristics of experienced individuals with education and/or employment in science and engineering (S&E), or S&E related fields in the United States. The NSCG provides the opportunity to study the education and career paths of the nation's college-educated individuals in the workforce such as salaries, whether the college-educated population was working in their highest degree field of study, specific occupations, and a gender breakdown of the workforce.

WARNING
You have accessed a UNITED STATES GOVERNMENT computer. Use of this computer without authorization or for purposes for which authorization has not been extended is a violation of Federal law and can be punished with fines or imprisonment (PUBLIC LAW 99-474). System usage may be monitored, recorded, and subject to audit. Use of this system indicates consent to monitoring and recording.

National Science Foundation
WHERE DISCOVERIES BEGIN

NATIONAL SURVEY OF COLLEGE GRADUATES

Save and Exit Information

Part A - Principal Job

A23. On which two activities in question A22 did you work the most hours during a typical week on this job?

Enter number of appropriate reason from question A22 above.


Activity most hours

Activity second most hours (Enter "0" if no second most)

Next Previous

Form Number: NSCG-1
OMB No.: 3145-0141
Approval Expires: 7/2011

Statement of Work Acting as Collection Agent Privacy Policy



National Science Foundation
WHERE DISCOVERIES BEGIN

NATIONAL SURVEY OF COLLEGE GRADUATES

Save and Exit Information

Part A - Principal Job

A37. Thinking back now to 2007, was any of your work during 2007 supported by contracts or grants from the U.S. government?

FEDERAL EMPLOYEES: Please answer "No"

Mark one answer:

Did not work in 2007

Yes

No

Don't know

Next Previous

Form Number: NSCG-1
OMB No.: 3145-0141
Approval Expires: 7/2011

National Science Foundation
WHERE DISCOVERIES BEGIN

NATIONAL SURVEY OF COLLEGE GRADUATES

Save and Exit Information

Part B - Past Employment

B3. Why did you change your last employer?

Mark Yes or No for each item.

1. Pay, promotion opportunities	<input type="checkbox"/> Yes	<input type="checkbox"/> No
2. Working conditions (e.g., hours, equipment, working environment)	<input type="checkbox"/> Yes	<input type="checkbox"/> No
3. Job location	<input type="checkbox"/> Yes	<input type="checkbox"/> No
4. Change in career or professional interests	<input type="checkbox"/> Yes	<input type="checkbox"/> No
5. Family-related reasons (e.g., children, spouse's job moved)	<input type="checkbox"/> Yes	<input type="checkbox"/> No
6. School-related reasons (e.g., returned to school, completed a degree)	<input type="checkbox"/> Yes	<input type="checkbox"/> No
7. Laid off or job terminated (includes company closings, mergers, buyouts, grants or contract ended)	<input type="checkbox"/> Yes	<input type="checkbox"/> No
8. Retired	<input type="checkbox"/> Yes	<input type="checkbox"/> No
9. Some Other Reason - Specify	<input type="checkbox"/> Yes	<input type="checkbox"/> No

Next Previous

Form Number: NSCG-1
OMB No.: 3145-0141
Approval Expires: 7/2011

National Science Foundation
WHERE DISCOVERIES BEGIN

NATIONAL SURVEY OF COLLEGE GRADUATES

Save and Exit Information

Part C - Other Work-Related Expenses

C2. For which of the following reasons did you take training during the past 12 months?

Select Yes or No for each item.

1. To improve skills or knowledge in your current occupational field	<input type="checkbox"/> Yes	<input type="checkbox"/> No
2. To increase opportunities for promotion or advancement in your current occupational field	<input type="checkbox"/> Yes	<input type="checkbox"/> No
3. For licensure or certification in your current occupational field	<input type="checkbox"/> Yes	<input type="checkbox"/> No
4. To facilitate a change to a different occupational field	<input type="checkbox"/> Yes	<input type="checkbox"/> No
5. Required or expected by employer	<input type="checkbox"/> Yes	<input type="checkbox"/> No
6. For leisure or personal interest	<input type="checkbox"/> Yes	<input type="checkbox"/> No
7. Other - Specify	<input type="checkbox"/> Yes	<input type="checkbox"/> No

Next Previous

National Science Foundation
WHERE DISCOVERIES BEGIN

NATIONAL SURVEY OF COLLEGE GRADUATES

Save and Exit Information

Part E - Demographic Information

The next several questions are designed to help us better understand the career paths of individuals with different physical abilities.


E13. What is the USUAL degree of difficulty you have with:

Mark one answer for each item.

1. SEEING words or letters in ordinary newspaper (with glasses/contact lenses, if you usually use them)	<input type="checkbox"/> None	<input type="checkbox"/> Slight	<input type="checkbox"/> Moderate	<input type="checkbox"/> Severe	<input type="checkbox"/> Unable to Do
2. HEARING what is normally said in conversation with another person (with hearing aid, if you usually wear one)	<input type="checkbox"/> None	<input type="checkbox"/> Slight	<input type="checkbox"/> Moderate	<input type="checkbox"/> Severe	<input type="checkbox"/> Unable to Do
3. WALKING without human or mechanical assistance or using stairs	<input type="checkbox"/> None	<input type="checkbox"/> Slight	<input type="checkbox"/> Moderate	<input type="checkbox"/> Severe	<input type="checkbox"/> Unable to Do
4. LIFTING or carrying something as heavy as 10 pounds, such as a bag of groceries	<input type="checkbox"/> None	<input type="checkbox"/> Slight	<input type="checkbox"/> Moderate	<input type="checkbox"/> Severe	<input type="checkbox"/> Unable to Do

Next Previous

Form Number: NSCG-1
OMB No.: 3145-0141
Approval Expires: 7/2011

 National Science Foundation
WHERE DISCOVERIES BEGIN

NATIONAL SURVEY OF COLLEGE GRADUATES

Save and Exit Information

Part E - Demographic Information

E19. How would you like to complete further rounds of this survey?

Mark one answer:

A questionnaire sent to you in the mail

A questionnaire that you could fill out on the World Wide Web

A telephone interview


No preference

Next Previous

Form Number: NSC0-1
OMB No.: 3145-0141
Approval Expires: 7/2011

[Statement of Work](#) [Privacy Policy](#)

Acting as Collection Agent

 National Science Foundation
WHERE DISCOVERIES BEGIN

NATIONAL SURVEY OF COLLEGE GRADUATES

Save and Exit Information

THANK YOU FOR COMPLETING THE 2008 NATIONAL SURVEY OF COLLEGE GRADUATES. YOUR CONFIRMATION NUMBER IS 123456.

More information about the survey can be found at the National Survey of College Graduates home page:
<http://www.nsf.gov/statistics/sestat>

For more information about the survey sponsor (NSF) or contractor (United States Census Bureau), please select the following links:

- National Science Foundation: www.nsf.gov
- United States Census Bureau: www.census.gov

NEED PDF ACCESS HERE!!!

Form Number: NSC0-1
OMB No.: 3145-0141
Approval Expires: 7/2011

[Statement of Work](#) [Privacy Policy](#)