

Vegetables

Released October 3, 2008, by the National Agricultural Statistics Service (NASS), Agricultural Statistics Board, U.S. Department of Agriculture. For information on *Vegetables* call Debbie Flippin at (202) 720-2157, office hours 7:00 a.m. to 3:30 p.m. ET.

Fall Season Fresh Vegetable Harvested Area Down 4 Percent
Fall Season Melon Harvested Area Up 1 Percent
Summer Storage Onion Production Down 10 Percent

The prospective area for harvest of 11 selected fresh market vegetables during the fall quarter is forecast at 151,370 acres, down 4 percent from last year. Acreage declined from last year for snap beans, cabbage, cauliflower, celery, head lettuce, and bell peppers while acreage increased for carrots, sweet corn, cucumbers, and tomatoes. Area harvested for broccoli remains unchanged.

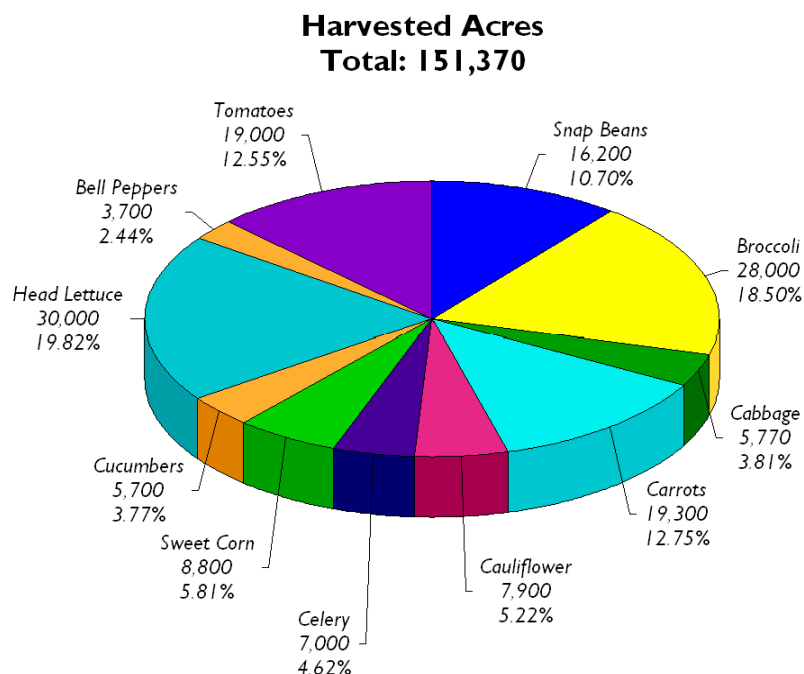
Area forecasted for fall melon harvest is 15,600 acres, up 1 percent from last year. Cantaloup harvested area is forecast at 12,100 acres, unchanged from 2007. Honeydew harvested area is forecast at 3,500 acres, up 6 percent from last fall.

Summer storage onion production is forecast at 51.5 million hundredweight, down 10 percent from last year. Storage onion harvested area is forecast at 99,620 acres, down 8 percent from 2007. California production, at 12.9 million hundredweight, is 1 percent below 2007. Harvested area is expected to total 30,000 acres, down 2 percent from last year.

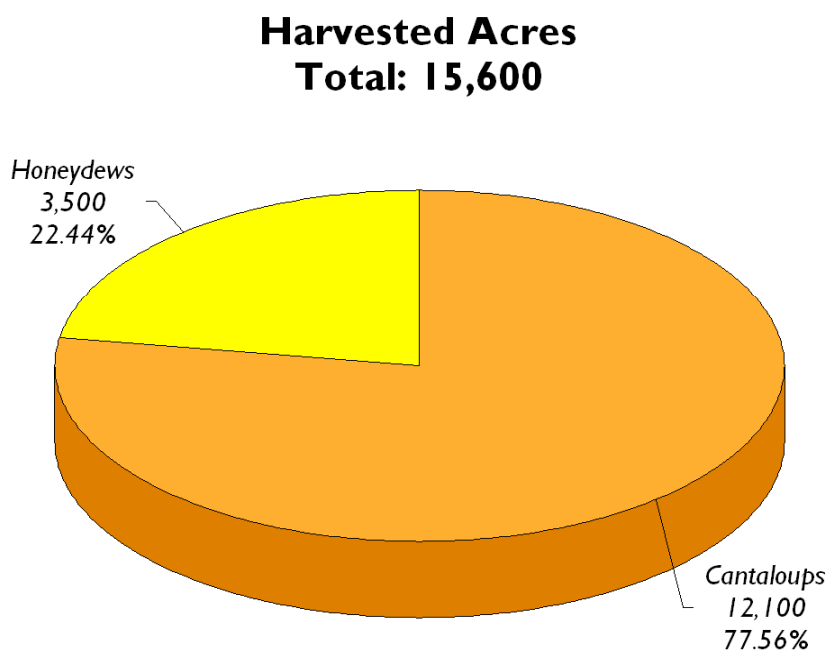
Contents

	Page
Fresh Market Vegetables and Melons	
Beans, Snap	6
Broccoli	6
Cabbage	6
Cantaloups	6
Carrots	6
Cauliflower	6
Celery	6
Corn, Sweet	6
Cucumbers	7
Honeydew Melons	7
Lettuce, Head	7
Onions, Spring	10
Summer Non-storage	10
Summer Storage	10
Peppers, Bell	7
Tomatoes	7
 Fresh Market Crop Comments	 8
Onion Crop Comments	11
Selected Fresh Market Vegetables and Melons, by Season and Crop	4

Fall Season Fresh Market Vegetables: 2008



Fall Season Fresh Market Melons: 2008



**Selected Fresh Market Vegetables and Melons: Area Harvested by Season
and Crop, Major States, 2006-2007 and Forecasted Area 2008
(Domestic Units)**

Season and Crop	Area		
	Harvested		For Harvest 2008
	2006	2007	
	<i>Acres</i>	<i>Acres</i>	<i>Acres</i>
Winter	179,100	179,600	173,700
Spring	281,200	279,150	275,750
Summer	410,700	418,400	392,300
Fall			
Snap Beans	13,100	18,500	16,200
Broccoli ¹	30,000	28,000	28,000
Cabbage	6,600	6,300	5,770
Carrots	15,200	19,100	19,300
Cauliflower ¹	8,500	8,300	7,900
Celery ¹	6,800	7,100	7,000
Sweet Corn	5,200	8,300	8,800
Cucumbers	6,300	5,600	5,700
Head Lettuce	31,100	33,200	30,000
Bell Peppers ¹	3,000	4,400	3,700
Tomatoes	21,000	18,400	19,000
Total	146,800	157,200	151,370
Cantaloups	12,400	12,100	12,100
Honeydew Melons	3,600	3,300	3,500
Total Melons	16,000	15,400	15,600
Total Fall Crop	162,800	172,600	166,970

¹ Includes fresh market and processing.

**Selected Fresh Market Vegetables and Melons: Area Harvested by Season
and Crop, Major States, 2006-2007 and Forecasted Area 2008
(Metric Units)**

Season and Crop	Area		
	Harvested		For Harvest 2008
	2006	2007	
	<i>Hectares</i>	<i>Hectares</i>	<i>Hectares</i>
Winter	72,480	72,680	70,290
Spring	113,800	112,970	111,590
Summer	166,210	169,320	158,760
Fall			
Snap Beans	5,300	7,490	6,560
Broccoli ¹	12,140	11,330	11,330
Cabbage	2,670	2,550	2,340
Carrots	6,150	7,730	7,810
Cauliflower ¹	3,440	3,360	3,200
Celery ¹	2,750	2,870	2,830
Sweet Corn	2,100	3,360	3,560
Cucumbers	2,550	2,270	2,310
Head Lettuce	12,590	13,440	12,140
Bell Peppers ¹	1,210	1,780	1,500
Tomatoes	8,500	7,450	7,690
Total ²	59,410	63,620	61,260
Cantaloups	5,020	4,900	4,900
Honeydew Melons	1,460	1,340	1,420
Total Melons ²	6,480	6,230	6,310
Total Fall Crop ²	65,880	69,850	67,570

¹ Includes fresh market and processing.

² Totals may not add due to rounding.

**Selected Fresh Market Vegetables and Melons: Area Harvested by Crop,
State, and Total, Fall Season, 2006-2007 and Forecasted Area 2008**

Crop and State	Usual Harvest Period	Area		
		Harvested		For Harvest 2008
		2006	2007	
		<i>Acres</i>	<i>Acres</i>	<i>Acres</i>
Snap Beans				
FL	Oct-Dec	4,500	10,300	8,500
GA	Oct-Dec	5,600	5,300	4,800
NJ	Sep-Oct	1,200	1,100	1,100
VA	Sep-Oct	1,800	1,800	1,800
Total		13,100	18,500	16,200
Broccoli ¹				
CA	Oct-Dec	30,000	28,000	28,000
Cabbage				
FL	Oct-Dec	900	900	1,200
GA	Oct-Dec	5,100	4,700	3,600
NJ	Sep-Nov	400	500	800
TX	Sep-Nov	200	200	170
Total		6,600	6,300	5,770
Cantaloups				
AZ	Oct-Dec	8,400	8,200	8,100
CA	Oct-Dec	4,000	3,900	4,000
Total		12,400	12,100	12,100
Carrots				
CA	Oct-Dec	15,000	18,900	19,200
TX	Oct-Dec	200	200	100
Total		15,200	19,100	19,300
Cauliflower ¹				
CA	Oct-Dec	8,500	8,300	7,900
Celery ¹				
CA	Oct-Dec	6,800	7,100	7,000
Sweet Corn				
CA	Oct-Dec	3,500	4,100	3,300
FL	Sep-Dec	1,700	4,200	5,500
Total		5,200	8,300	8,800

See footnote(s) at end of table.

--continued

**Selected Fresh Market Vegetables and Melons: Area Harvested by Crop, State,
and Total, Fall Season, 2006-2007 and Forecasted Area 2008 (continued)**

Crop and State	Usual Harvest Period	Area		
		Harvested		For Harvest 2008
		2006	2007	
		<i>Acres</i>	<i>Acres</i>	<i>Acres</i>
Cucumbers				
FL	Oct-Dec	4,000	3,200	3,300
SC	Oct-Dec	700	800	600
TX	Sep-Nov	700	700	800
VA	Sep-Oct	900	900	1,000
Total		6,300	5,600	5,700
Honeydews				
AZ	Oct-Dec	1,300	1,200	1,500
CA	Oct-Dec	2,300	2,100	2,000
Total		3,600	3,300	3,500
Head Lettuce				
CA	Oct-Dec	31,000	33,000	30,000
NJ ²		100	200	
Total		31,100	33,200	30,000
Bell Peppers ¹				
FL	Oct-Dec	2,900	4,400	3,700
TX ³		100		
Total		3,000	4,400	3,700
Tomatoes				
CA	Oct-Dec	11,000	11,000	11,500
FL	Sep-Dec	10,000	7,400	7,500
Total		21,000	18,400	19,000

¹ Includes fresh market and processing.

² Estimates discontinued in 2008.

³ Estimates discontinued in 2007.

Snap Beans: Fall fresh market area for harvest is forecast at 16,200 acres, down 12 percent from last year. In Florida, during late August, rainfall from Tropical Storm Fay delayed some fieldwork. In early September, some growers delayed planting due to persistent standing water in their fields. By mid-September fields began to dry out allowing growers to proceed with planting. In New Jersey, growing conditions were favorable for the fall snap bean crop. However, severe storms in late August damaged some fields in the South Jersey area. Overall, the crop is reported to be in good condition.

Broccoli: California's area for fall harvest is forecast at 28,000 acres, unchanged from 2007. Harvest of the fall crop is underway and is reported to range between very good to excellent condition. Production volume is expected to remain strong throughout the growing season.

Cabbage: Fresh market area for harvest is forecast at 5,770 acres, down 8 percent from last year. Soil moisture supplies in Georgia are reported to be adequate to short. In Florida, Tropical Storm Fay delayed some planting over the central and southern Peninsulas throughout August and September. Warm temperatures after planting boosted crop growth and development. Growers expect to plant their cabbage crop through mid-December. In New Jersey, harvest of the cabbage crop started in late September. Crop quality is reported to be good. In Texas, planting was on schedule. Harvest is expected to begin by early October.

Cantaloups: Fall cantaloup area for harvest is forecast at 12,100 acres, unchanged from 2007. Arizona's harvest began the third week of September. The season is expected to be in full swing by mid-October. In California, ideal temperatures benefitted the melon crop. No major insect or disease problems have been reported.

Carrots: Area for fresh market harvest is forecast at 19,300 acres, up 1 percent from last year. In California, baby carrots are in high demand. Harvest is underway and the crop is reported to be in good condition with no unusual disease or insect problems. In Texas, planting was on schedule. Condition of the crop is reported to be excellent in the southwest area of the State. Rainfall during July and August benefitted soil moisture.

Cauliflower: Area for fall harvest in California is forecast at 7,900 acres, down 5 percent from last year. Ideal growing conditions contributed to excellent sizing and crop quality. Harvest is underway with no disease or insect problems reported.

Celery: California's fall area for harvest is forecast at 7,000 acres, down 1 percent from 2007. Growing conditions have been favorable for the early fall celery crop.

Sweet Corn: Fresh market area for harvest is forecast at 8,800 acres, up 6 percent from last year. The California crop is in excellent condition due to favorable weather during the summer and early fall. In Florida, during late August, rainfall from Tropical Storm Fay delayed some fieldwork. In early September, some growers delayed planting due to persistent standing water in their fields. By mid-September fields began to dry out allowing growers to proceed with planting.

Cucumbers: Area for fall harvest is forecast at 5,700 acres, up 2 percent from 2007. In Florida, tropical storms during August and September delayed some plantings over the central and southern Peninsula areas. However, warm temperatures after planting boosted plant growth and development. Growers in South Carolina experienced a hot and dry growing season. In Texas, planting was on schedule despite downy mildew being reported in some fields.

Honeydews: Fresh market area for fall harvest is forecast at 3,500 acres, up 6 percent from last year. Arizona's harvest of fall season honeydews began the third week of September. California's fall melon

crop is progressing well due to ideal temperatures. No major insect or disease problems have been reported.

Head Lettuce: California's area for fall harvest is forecast at 30,000 acres, down 9 percent from last year. Early planted lettuce fields have begun to emerge. Fields were being fertilized and treated to control insects.

Bell Peppers: Florida's fall area for harvest is forecast at 3,700 acres, down 16 percent from 2007. Planting was delayed in South Florida due to excessive rainfall.

Tomatoes: Fresh market area for fall harvest is forecast at 19,000 acres, up 3 percent from 2007. In California, harvesting of fall tomatoes was delayed in Fresno County due to water shortages. In Florida, acreage remains historically low due to flooded fields, lack of demand during the summer season, and high input costs.

**Onions: Area Harvested, Yield, and Production by Season,
State, and United States, 2006-2007 and Forecasted 2008**

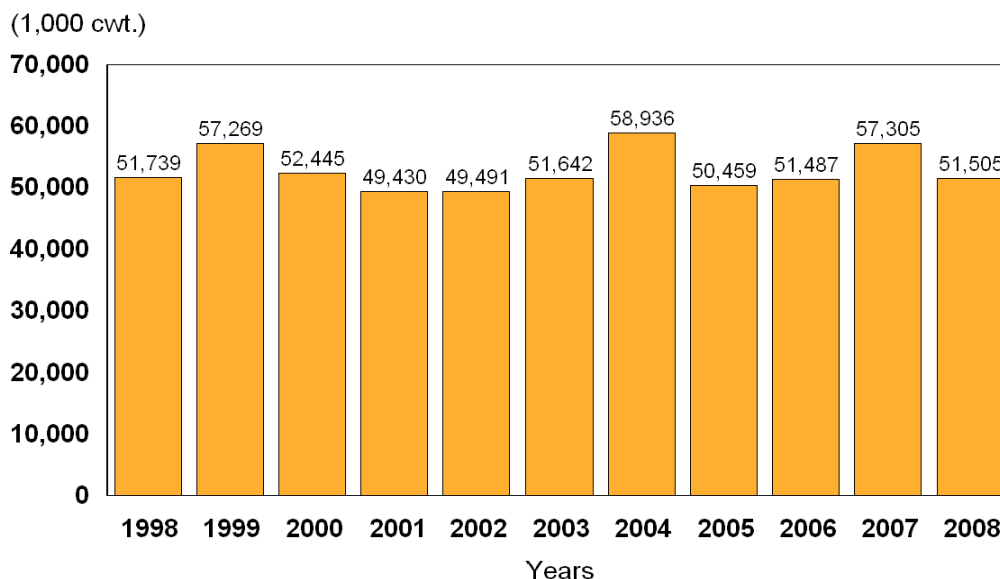
Season and State	Area			Yield per Acre		
	Harvested		For Harvest 2008	2006	2007	2008
	2006	2007				
	<i>Acres</i>	<i>Acres</i>	<i>Acres</i>	<i>Cwt</i>	<i>Cwt</i>	<i>Cwt</i>
Spring	34,600	31,000	29,000	322	330	379
Summer						
Non-Storage	19,900	20,700	19,600	531	548	529
Storage						
CA ¹	31,800	30,500	30,000	425	425	430
CO	9,500	7,700	7,200	400	410	420
ID	9,400	9,100	8,500	540	750	690
MI	2,600	2,500	2,500	250	260	260
NY	12,800	12,300	10,800	330	360	350
OR						
Malheur	11,700	12,000	10,600	520	780	710
Other	8,400	8,800	8,800	550	620	620
WA	20,000	21,000	19,000	600	610	600
WI	2,100	1,800	840	330	370	340
Oth Sts ²	2,180	2,080	1,380	378	470	448
Total	110,480	107,780	99,620	466	532	517
Summer	130,380	128,480	119,220	476	534	519
US	164,980	159,480	148,220	444	495	492
Production						
	2006		2007	2008		
	<i>1,000 Cwt</i>		<i>1,000 Cwt</i>	<i>1,000 Cwt</i>		
Spring	11,128		10,230	11,000		
Summer						
Non-Storage	10,562		11,347	10,378		
Storage						
CA ¹	13,515		12,975	12,900		
CO	3,800		3,157	3,024		
ID	5,076		6,825	5,865		
MI	650		650	650		
NY	4,224		4,428	3,780		
OR						
Malheur	6,084		9,360	7,526		
Other	4,620		5,456	5,456		
WA	12,000		12,810	11,400		
WI	693		666	286		
Oth Sts ²	825		978	618		
Total	51,487		57,305	51,505		
Summer	62,049		68,652	61,883		
US	73,177		78,882	72,883		

¹ Primarily for dehydrated and other processing.

² OH and UT.

Storage Onion Production

United States, 1998-2008



Summer Storage Onion Production Down 10 Percent

Summer storage onion production is forecast at 51.5 million hundredweight (cwt), down 10 percent from last year. Harvested area is forecast at 99,620 acres, down 8 percent from 2007. The yield, at 517 cwt per acre, is down 15 cwt from last year. Planting of California's storage onion crop was on schedule. However, cool temperatures during the growing season delayed harvest. No major disease problems were reported. In Colorado, harvest was a week behind schedule. In Idaho, harvest was delayed due to excessive moisture and a cool summer during the growing season. In Michigan, early-planted onions emerged by the beginning of May. Prospects for the onion crop is reported to be good to excellent. In New York, severe hailstorms in central New York resulted in some loss of acreage due to abandonment. Malheur and Other Oregon producers expect lighter yields this season due to a cold spring. Wisconsin experienced very wet conditions during the early part of the year, then unseasonable dry conditions later in the season.

ACCESS TO REPORTS!!

For your convenience, there are several ways to obtain NASS reports, data products, and services:

INTERNET ACCESS

All NASS reports are available free of charge on the worldwide Internet. For access, connect to the Internet and go to the NASS Home Page at: **www.nass.usda.gov**.

E-MAIL SUBSCRIPTION

All NASS reports are available by subscription free of charge direct to your e-mail address. Starting with the NASS Home Page at **www.nass.usda.gov**, under the right navigation, *Receive reports by Email*, click on **National** or **State**. Follow the instructions on the screen.

PRINTED REPORTS OR DATA PRODUCTS

CALL OUR TOLL-FREE ORDER DESK: 800-999-6779 (U.S. and Canada)
Other areas, please call 703-605-6220 FAX: 703-605-6900
(Visa, MasterCard, check, or money order acceptable for payment.)

ASSISTANCE

For **assistance** with general agricultural statistics or further information about NASS or its products or services, contact the **Agricultural Statistics Hotline** at **800-727-9540**, 7:30 a.m. to 4:00 p.m. ET, or e-mail: **nass@nass.usda.gov**.

The U.S. Department of Agriculture (USDA) prohibits discrimination in all its programs and activities on the basis of race, color, national origin, age, disability, and where applicable, sex, marital status, familial status, parental status, religion, sexual orientation, genetic information, political beliefs, reprisal, or because all or a part of an individual's income is derived from any public assistance program. (Not all prohibited bases apply to all programs.) Persons with disabilities who require alternative means for communication of program information (Braille, large print, audiotape, etc.) should contact USDA's TARGET Center at (202) 720-2600 (voice and TDD).

To file a complaint of discrimination, write to USDA, Director, Office of Civil Rights, 1400 Independence Avenue, S.W., Washington, D.C. 20250-9410, or call (800) 795-3272 (voice) or (202) 720-6382 (TDD). USDA is an equal opportunity provider and employer.

USDA Data Users' Meeting

October 20, 2008

Doubletree Hotel Chicago O'Hare Airport-Rosemont

Rosemont, Illinois

(847) 292-9100

The USDA's National Agricultural Statistics Service will be organizing an open forum for data users. The purpose will be to provide updates on pending changes in the various statistical and information programs and seek comments and input from data users. Other USDA agencies to be represented will include the Agricultural Marketing Service, the Economic Research Service, the Foreign Agricultural Service, and World Agricultural Outlook Board. The Foreign Trade Division from the Census Bureau will also be included in the meeting.

For registration details or additional information for the Data Users' Meeting, see the NASS homepage at www.nass.usda.gov/forum/ or contact Marjorie Taylor (NASS) at (202) 690-8141 or at marjorie_taylor@nass.usda.gov.

This Data Users' Meeting precedes an Industry Outlook meeting that will be held at the same location on October 21, 2008. The Outlook meeting brings together analysts from various commodity sectors to discuss the outlook situation. For registration details or additional information for the Industry Outlook Meeting see the Livestock and Marketing Information Center (LMIC) homepage at www.lmic.info or contact Jim Robb at (720) 544-2941 or at robb@lmic.info.