

PIRLS

DRAFT

Identification Label

School ID:

School Name:

OMB # to go here

TIMSS & PIRLS 2011

Field Test Version

**School
Questionnaire**

Grade 4

National Center for Education Statistics
U.S. Department of Education
190 K St., NW
Washington, DC 20006



TIMSS & PIRLS
International Study Center
Lynch School of Education, Boston College

TIMSS

School *Questionnaire*

Your school has agreed to participate in TIMSS 2011 (Trends in International Mathematics and Science Study), an educational research project sponsored by the International Association for the Evaluation of Educational Achievement (IEA). TIMSS measures trends in student achievement in mathematics and science, and studies differences in national education systems in more than 60 countries in order to help improve teaching and learning worldwide.

This questionnaire is addressed to school principals and department heads who are asked to supply information about their schools. Since your school has been selected as part of a nationwide sample, your responses are very important in helping to describe primary education in the United States.

It is important that you answer each question carefully so that the information provided reflects the situation in your school as accurately as possible. Some of the questions will require that you look up school records, so you may wish to arrange for the assistance of another staff member to help provide this information.

Since TIMSS is an international study and all countries are using the same questionnaire, you may find that some of the questions seem unusual or are not entirely relevant to you or schools in the United States. Nevertheless, it is important that you do your best to answer all of the questions so comparisons can be made across countries in the study.

It is estimated that you will need approximately 30 minutes to complete this questionnaire. We appreciate the time and effort that this takes and thank you for your cooperation and contribution.

When you have completed the questionnaire, please place it in the accompanying envelope and return it to the school coordinator.

NCES is authorized to collect information from this questionnaire under the Education Sciences Reform Act of 2002 (Public Law 107-279, Section 153). You do not have to provide the information requested. However, the information you provide will help the U.S. Department of Education's ongoing efforts to understand better how the educational system in the United States compares to that in other countries. There are no penalties should you choose not to participate in this study. Your answers may be used only for statistical purposes and may not be disclosed, or used, in identifiable form for any other purpose (Public Law 107-279, Section 183 and Title V, subtitle A of the E-Government Act of 2002 (P.L. 107-347)). Your responses will be combined with those from other participants to produce summary statistics and reports.

This survey is estimated to take an average of 30 minutes, including time for reviewing instructions, and completing and reviewing the collection of information. An agency may not conduct or sponsor, and a person is not required to respond to, a collection of information unless it displays a currently valid OMB control number. Send comments regarding this burden estimate or any other aspect of this collection of information, including suggestions for reducing this burden, to: Stephen Provasnik, National Center for Education Statistics, U.S. Department of Education, 1990 K Street NW, Room 9034, Washington, DC 20006-5650. Do not return the completed form to this address.

Thank you.

TIMSS & PIRLS 2011

1

What is the total enrollment of students in your school as of March 1, 2010?

_____ students
Write in a number.

2

What is the total enrollment of fourth-grade students in your school as of March 1, 2010?

_____ students
Write in a number.

3

A. Which best describes the immediate area in which your school is located?

Check **one** circle only.

- Urban—Densely populated ---
- Suburban—On fringe or outskirts of urban area ---
- Medium size city or large town ---
- Small town or village ---
- Remote rural ---

B. Which best characterizes the average income level of the school's immediate area?

Check **one** circle only.

- High ---
- Medium ---
- Low ---

4

Approximately what percentage of students in your school have the following backgrounds?

Check **one** circle only.

0 to 10%
11 to 25%
26 to 50%
More than 50%

a) Come from economically disadvantaged homes ----- ----- ----- -----

b) Come from economically affluent homes ----- ----- ----- -----

5

Approximately what percentage of students in your school have English as their native language?

Check **one** circle only.

- More than 90% ---
- 76 to 90% ---
- 50 to 75% ---
- Less than 50% ---

6

Compared with reading, how much emphasis does your school place on teaching the following subjects to students in the fourth grade?

Check **one** circle for each line.

More emphasis
Same emphasis
Less emphasis

a) Mathematics ----- ----- -----

b) Science ----- ----- -----

7

For the fourth-grade students in your school:

A. How many days per year is your school open for instruction?

_____ days
Write in the number.

B. What is the total instructional time, excluding breaks, in a typical day?

_____ hours and _____ minutes
Write in the number of hours and minutes.

C. In one calendar week, how many days is the school open for instruction?

Check **one** circle only.

- 6 days ----
- 5 1/2 days ----
- 5 days ----
- 4 1/2 days ----
- 4 days ----
- Other ----

Please specify _____

8

What is the total number of computers that can be used for instructional purposes by fourth-grade students?

_____ computers
Write in the number.

9

Does your school have a science laboratory that can be used by fourth-grade students?

Check **one** circle only.


- Yes ----
- No ----

10

Does your school have a school library?

Check **one** circle only.

- Yes ----
- No ----

(If No, go to #11) 

If Yes,

A. Approximately how many books with different titles does your school library have (exclude magazines and periodicals)?

Check **one** circle only.

- 250 or fewer ----
- 251-500 ----
- 501-2,000 ----
- 2,001-5,000 ----
- 5,001-10,000 ----
- More than 10,000 ----

B. Approximately how many titles of magazines and other periodicals does your school library have?

Check **one** circle only.

- 0 ----
- 1-5 ----
- 6-10 ----
- 11-30 ----
- 31 or more ----

How much is your school's capacity to provide instruction affected by a shortage or inadequacy of the following?

Check **one** circle for each line.

Check **one** circle for each line.

A. General School Resources

- Not at all A little Some A lot
- a) Second language teachers -----○-----○-----○-----○
 - b) Instructional materials (e.g., textbooks) -----○-----○-----○-----○
 - c) Supplies (e.g., papers, pencils)-----○-----○-----○-----○
 - d) School buildings and grounds -----○-----○-----○-----○
 - e) Heating/cooling and lighting systems-----○-----○-----○-----○
 - f) Instructional space (e.g., classrooms)-----○-----○-----○-----○
 - g) Technologically competent staff-----○-----○-----○-----○
 - h) Special equipment for physically disabled students --○-----○-----○-----○
 - i) Computers for instruction ----○-----○-----○-----○

B. Resources for Reading Instruction

- a) Teachers with a specialization in reading -----○-----○-----○-----○
- b) Computer software for reading instruction -----○-----○-----○-----○
- c) Library books -----○-----○-----○-----○
- d) Audio-visual resources for reading instruction -----○-----○-----○-----○

C. Resources for Mathematics Instruction

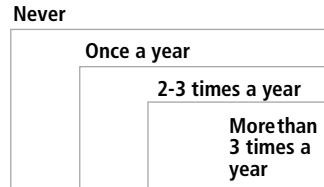
- Not at all A little Some A lot
- a) Teachers with a specialization in mathematics -----○-----○-----○-----○
 - b) Computer software for mathematics instruction-----○-----○-----○-----○
 - c) Library materials relevant to mathematics instruction ---○-----○-----○-----○
 - d) Audio-visual resources for mathematics instruction-----○-----○-----○-----○
 - e) Calculators for mathematics instruction -----○-----○-----○-----○

D. Resources for Science Instruction

- a) Teachers with a specialization in science-----○-----○-----○-----○
- b) Computer software for science instruction-----○-----○-----○-----○
- c) Library materials relevant to science instruction -----○-----○-----○-----○
- d) Audio-visual resources for science instruction-----○-----○-----○-----○
- e) Calculators for science instruction -----○-----○-----○-----○
- f) Science equipment and materials-----○-----○-----○-----○

A. How often does your school do the following for parents concerning individual students?

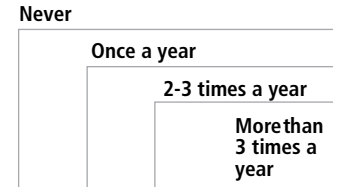
Check **one** circle for each line.



- a) Inform parents about their child's learning progress ----- ———
- b) Inform parents about the behavior and well-being of their child at school ----- ———
- c) Discuss parents' concerns or wishes about their child's learning ----- ———
- d) Support individual parents in helping their child with schoolwork ----- ———

B. How often does your school do the following for parents in general?

Check **one** circle for each line.



- a) Inform parents about the overall academic achievement of the school (e.g., results of national tests, results of inspections of learning)--- ———
- b) Inform parents about school accomplishments (e.g., tournament results, facility improvements)----- ———
- c) Inform parents about the educational goals and pedagogic principles of the school ----- ———
- d) Inform parents about the rules of the school ----- ———
- e) Discuss parents' concerns or wishes about the school's organization (e.g., rules and regulations, time tables safety measures) ----- ———
- f) Provide parents with additional learning materials (e.g., books, computer software) for their child to use at home ----- ———
- g) Organize workshops or seminars for parents on learning or pedagogical issues----- ———
- h) Ask parents to raise funds for the school ----- ———
- i) Ask parents to volunteer for school projects, programs and trips ----- ———

13

How would you characterize each of the following within your school?

Check **one** circle for each line.

Very high
High
Medium
Low
Very low

a) Teachers' job satisfaction ----- ○-----○-----○-----○-----○

b) Teachers' understanding of the school's curricular goals-----○-----○-----○-----○-----○

c) Teachers' degree of success in implementing the school's curriculum -----○-----○-----○-----○-----○

d) Teachers' expectations for student achievement-----○-----○-----○-----○-----○

e) Parental support for student achievement-----○-----○-----○-----○-----○

f) Parental involvement in school activities-----○-----○-----○-----○-----○

g) Students' regard for school property -----○-----○-----○-----○-----○

h) Students' desire to do well in school -----○-----○-----○-----○-----○

14

A. To what degree is each of the following a problem among fourth-grade students in your school?

Check **one** circle for each line.

Not a problem
Minor problem
Moderate problem
Serious problem

a) Arriving late at school -----○-----○-----○-----○

b) Absenteeism (i.e., unjustified absences) -----○-----○-----○-----○

c) Classroom disturbance -----○-----○-----○-----○

d) Cheating -----○-----○-----○-----○

e) Profanity -----○-----○-----○-----○

f) Vandalism -----○-----○-----○-----○

g) Theft -----○-----○-----○-----○

h) Intimidation or verbal abuse among students (including texting, emailing, etc.) -----○-----○-----○-----○

i) Physical fights among students-----○-----○-----○-----○

j) Intimidation or verbal abuse of teachers or staff (including texting, emailing, etc.)-----○-----○-----○-----○

B. To what degree is each of the following a problem among teachers in your school?

Check **one** circle for each line.

Not a problem
Minor problem
Moderate problem
Serious problem

a) Arriving late or leaving early--○-----○-----○-----○

b) Absenteeism -----○-----○-----○-----○

15

In your school, are any of the following used to evaluate the practice of fourth-grade teachers?

Check **one** circle for each line.

- Yes No
- a) Observations by the principal or senior staff ----- -----
- b) Observations by inspectors or other persons external to the school ----- -----
- c) Student achievement ----- -----
- d) Teacher peer review ----- -----

16

Does your school have a mentoring program for new teachers?

Check **one** circle only.

- Yes ----
- No ----

17

Do the students in your school have specific teachers for any of the core subjects?

Check **one** circle for each line.

- Yes No
- a) Reading ----- -----
- b) Mathematics ----- -----
- c) Science ----- -----

18

During the past year, approximately how much time have you spent on the following activities in your role as a school principal?

Check **one** circle for each line.

- No time Some time A lot of time
- a) Promoting the school's educational vision or goals within and outside the school ----- ----- -----
- b) Monitoring teachers' implementation of the school's educational goals in their teaching ----- ----- -----
- c) Monitoring students' learning progress to ensure that the school's educational goals are reached ----- ----- -----
- d) Keeping an orderly atmosphere in the school ----- ----- -----
- e) Ensuring that there are clear rules for student behavior ----- ----- -----
- f) Addressing disruptive student behavior ----- ----- -----
- g) Creating a climate of trust among teachers ----- ----- -----
- h) Initiating a discussion with teachers who have problems in the classroom ----- ----- -----
- i) Advising teachers who have questions or problems ----- ----- -----
- j) Visiting other schools or attending educational conferences for new ideas ----- ----- -----
- k) Initiating educational projects or improvements ----- ----- -----
- l) Participating in professional development activities for school principals ----- ----- -----

19

About how many of the students in your school can do the following when they begin first grade?

Check **one** circle for each line.

Less than 25% 25-50% 51-75% More than 75%

a) Recognize most of the letters of the alphabet ----- ----- ----- -----

b) Read some words ----- ----- ----- -----

c) Read sentences ----- ----- ----- -----

d) Write letters of the alphabet ----- ----- ----- -----

e) Write some words ----- ----- ----- -----

f) Count up to 100 or higher ----- ----- ----- -----

g) Recognize all 10 written numerals from 1-10 ----- ----- ----- -----

h) Write all 10 numerals from 1-10 ----- ----- ----- -----

20

At which grade do the following reading skills and strategies **first** receive a **major emphasis in instruction** in your school?

Check **one** circle for each line.

3_grds_blw+earlier 2_grds_blw 1_grd_blw fourth grade Not in these grades

a) Knowing letters of the alphabet ----- ----- ----- ----- -----

b) Knowing letter-sound relationships ----- ----- ----- ----- -----

c) Reading words ----- ----- ----- ----- -----

d) Reading isolated sentences ----- ----- ----- ----- -----

e) Reading connected text ----- ----- ----- ----- -----

f) Locate information within the text ----- ----- ----- ----- -----

g) Identify the main ideas of what they have read ----- ----- ----- ----- -----

h) Explain or support their understanding of what they have read ----- ----- ----- ----- -----

i) Compare what they have read with experiences they have had ----- ----- ----- ----- -----

j) Compare what they have read with other things they have read ----- ----- ----- ----- -----

k) Make predictions about what will happen next in the text they are reading ----- ----- ----- ----- -----

l) Make generalizations and draw inferences based on what they have read ----- ----- ----- ----- -----

m) Describe the style or structure of the text they have read ----- ----- ----- ----- -----

n) Determine the author's perspective or intention ----- ----- ----- ----- -----

21

Compared with other areas of the curriculum (e.g., mathematics and science), how much emphasis does your school place on teaching the following language and literacy skills to students in grades 1 to 4?

Check **one** circle for each line.

More emphasis
Same emphasis
Less emphasis

a) Reading -----○-----○-----○

b) Writing (not handwriting)-----○-----○-----○

c) Speaking/listening
(oral language) -----○-----○-----○

22

For students in fourth grade and below, does your school make provisions for reading instruction in mother tongue for students whose mother tongue is not English?

Check **one** circle only.

Yes ----○

No ----○

[The following questions are national options that will be added to the questionnaire. They will be formatted and appropriately placed among the existing items.]

1. Measure of school poverty

Around the first of October 2010, what percentage of students at this school were eligible to receive free or reduced-price lunches through the National School Lunch Program?

_____, percentage of students

2. Percentage of students who are LEP or ELLs

Of the students currently enrolled in your school, what percentage has been identified as limited-English proficient/English language learners?

- 0%-----
- 1-5%-----
- 6-10%-----
- 11-25%-----
- 26-50%-----
- 51-75%-----
- 76-90%-----
- Over 90%-----

3. Type of school (school control)

What type of school is this?

- Regular public elementary, middle school-----
- A regular public school with a magnet program -----
- A magnet school or school with a special program emphasis e.g ., science/math school, performing arts school, talented/gifted school, foreign language immersion school, etc.-----
- Special education: a school that primarily serves students with disabilities-----
- Alternative: a school that offers a curriculum designed to provide alternative or nontraditional education, not clearly categorized as regular or special education---
- Vocational-----
- Charter school -----
- Private (independent)-----
- Private (religiously affiliated)-----
- Other -----

Thank You

Thank you for the thought, time, and effort you have put into completing this questionnaire.

TIMSS & PIRLS International Study Center

Lynch School of Education, Boston College

timssandpirls.bc.edu



**BOSTON
COLLEGE**

DRAFT

TIMSS & PIRLS 2011

Field Test Version

**School
Questionnaire**

Grade 4



©2010
International Association
for the Evaluation of
Educational Achievement