

# COMPASS

## FMCSA Portal Survey Summary

As prepared for Ms. Terry Shelton,  
Associate Administrator for Research & Information Technology

As prepared by Adam Schlicht  
Management Analyst, IT Planning & Project Management  
Email: [adam.schlicht@dot.gov](mailto:adam.schlicht@dot.gov)  
Phone: 202-366-4441



### FMCSA Portal Survey Results: May 2009

- ▶ The FMCSA Portal Single Sign On Release was deployed in Winter 2009 after the January Portal Survey
- ▶ The survey was again activated in May 2009
- ▶ Current number of registered Portal users (as of June 8, 2009):
  - Enforcement users – 4,571  
(50% increase since January 2009)
  - Company/Industry users – 2,047  
(99% increase since January 2009)
- ▶ Number of surveys taken: 579

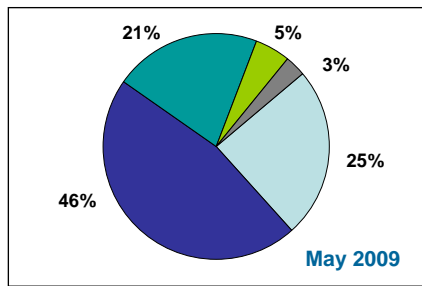
## General satisfaction with the FMCSA Portal

How would you rate the FMCSA Portal in terms of general satisfaction?

| Answer        | Jan. 2009<br>Count | Jan. 2009<br>% | May 2009<br>Count | May 2009<br>% |
|---------------|--------------------|----------------|-------------------|---------------|
| 5 - Excellent | 112                | 21%            | 142               | 25%           |
| 4             | 232                | 44%            | 268               | 46%           |
| 3             | 137                | 26%            | 122               | 21%           |
| 2             | 35                 | 7%             | 29                | 5%            |
| 1 - Poor      | 11                 | 2%             | 18                | 3%            |

}

71 %  
(+6%)



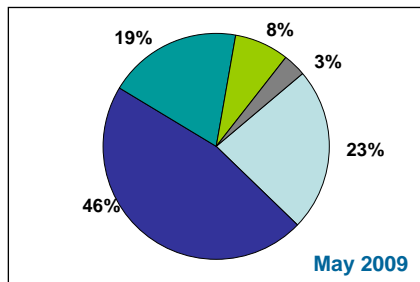
## General expectations of the FMCSA Portal

How would you rate the FMCSA Portal in terms of meeting your expectations?

| Answer        | Jan. 2009<br>Count | Jan. 2009<br>% | May 2009<br>Count | May 2009<br>% |
|---------------|--------------------|----------------|-------------------|---------------|
| 5 - Excellent | 114                | 22%            | 135               | 23%           |
| 4             | 210                | 40%            | 269               | 46%           |
| 3             | 136                | 26%            | 110               | 19%           |
| 2             | 47                 | 9%             | 45                | 8%            |
| 1 - Poor      | 20                 | 4%             | 20                | 3%            |

}

69 %  
(+7%)

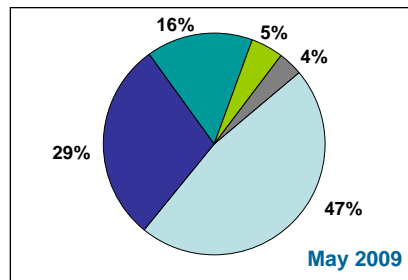


## FMCSA Portal as a tool for accessing information

How well does the FMCSA Portal compare to your previous way of getting and using the information you need?

| Answer        | Jan. 2009<br>Count | Jan. 2009<br>% | May 2009<br>Count | May 2009<br>% |
|---------------|--------------------|----------------|-------------------|---------------|
| 5 - Excellent | 204                | 38%            | 272               | 47%           |
| 4             | 168                | 32%            | 168               | 29%           |
| 3             | 93                 | 18%            | 91                | 16%           |
| 2             | 39                 | 7%             | 27                | 5%            |
| 1 - Poor      | 23                 | 4%             | 21                | 4%            |

} 76 %  
(+6%)

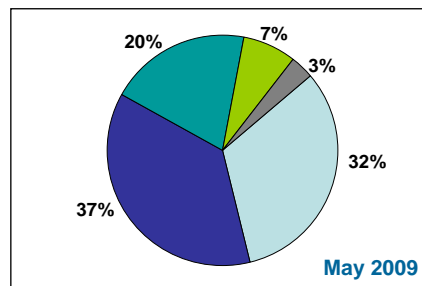


## Ease of use of the FMCSA Portal

How would you rate the FMCSA Portal in terms of how easy it is to use?

| Answer        | Jan. 2009<br>Count | Jan. 2009<br>% | May 2009<br>Count | May 2009<br>% |
|---------------|--------------------|----------------|-------------------|---------------|
| 5 - Excellent | 151                | 29%            | 186               | 32%           |
| 4             | 212                | 40%            | 214               | 37%           |
| 3             | 100                | 19%            | 116               | 20%           |
| 2             | 41                 | 8%             | 43                | 7%            |
| 1 - Poor      | 23                 | 4%             | 20                | 3%            |

} 69 %  
(No change)

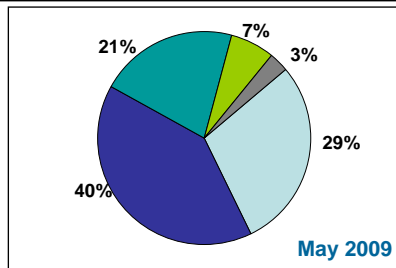


## Presenting Information in the FMCSA Portal

How would you rate the FMCSA Portal in terms of how the information is presented?

| Answer        | Jan. 2009<br>Count | Jan. 2009<br>% | May 2009<br>Count | May 2009<br>% |
|---------------|--------------------|----------------|-------------------|---------------|
| 5 - Excellent | 130                | 25%            | 168               | 29%           |
| 4             | 221                | 42%            | 232               | 40%           |
| 3             | 126                | 24%            | 123               | 21%           |
| 2             | 35                 | 7%             | 38                | 7%            |
| 1 - Poor      | 15                 | 8%             | 18                | 3%            |

} 69 %  
(+2%)



## Information offered on the FMCSA Portal

How would you rate the FMCSA Portal in terms of it offering the information you need?

| Answer        | Jan. 2009<br>Count | Jan. 2009<br>% | May 2009<br>Count | May 2009<br>% |
|---------------|--------------------|----------------|-------------------|---------------|
| 5 - Excellent | 121                | 23%            | 180               | 31%           |
| 4             | 206                | 39%            | 244               | 42%           |
| 3             | 144                | 27%            | 108               | 19%           |
| 2             | 39                 | 7%             | 32                | 6%            |
| 1 - Poor      | 17                 | 3%             | 15                | 3%            |

} 73 %  
(+11%)

