



## **USDA eAuthentication Account Registration Aid**

Updated: 11/15/08

This document details how USDA customers and employees can obtain a USDA eAuthentication account that allows access to USDA Web applications and services protected by eAuthentication. Customers may obtain an account with Level 1 or Level 2 access while USDA federal employees may obtain an account with Level 2 access. These accounts are obtained through an electronic self-registration process.

<i>Customer Level 1 Access Self-Registration Process</i> .....	2
<i>Customer Level 2 Access Self-Registration Process</i> .....	7
<i>Employee Account Self-Registration Process</i> .....	13
<i>Additional assistance</i> .....	20

## Customer Level 1 Access Self-Registration Process

To obtain a Level 1 USDA eAuthentication account, all customers must go to:  
<https://eauth.sc.gov.usda.gov/eAuth/selfRegistration/selfRegLevel1Step1.jsp>.

The four (4) steps to self-register are:

- 1 STEP 1 of 4: Registration Form Completion
- 2 STEP 2 of 4: User Information Verification
- 3 STEP 3 of 4: Activation Instructions Notification
- 4 STEP 4 of 4: Account Activation

### STEP 1 of 4: Registration Form Completion

You are required to fill out the following fields:

DATA POINT	CRITERIA
User ID	User ID must be 6-20 characters in length.  Note: Select your User ID carefully - do NOT include your SSN for example - once your User ID is created you will be unable to modify it.
Password	<ol style="list-style-type: none"> <li>1• 9 to 12 characters long</li> <li>2• Contains at least one uppercase letter</li> <li>3• Contains at least one lowercase letter</li> <li>4• Contains at least one number or a special character:</li> <li>5 !# - \$ % * = + : ; , ? ~</li> </ol> <ol style="list-style-type: none"> <li>1• May <b>not</b> contain your name, User ID, Mother's Maiden Name, Date of Birth, 4-digit PIN, or security questions /answers.</li> <li>2• May <b>not</b> contain words that can be found in a dictionary, spaces, tabs, or any other special characters not listed above.</li> <li>3</li> <li>4Please note: Your password will expire after 180 days.</li> </ol>
First Name, Last Name	Please enter exactly as on your State Driver's License, State Identification Card, or Passport.
E-Mail	Please enter a valid working E-Mail address.
Country	Please select the country you currently reside in.

You can optionally fill out the following fields:

DATA POINT	CRITERIA
------------	----------

Middle Initial	Please enter exactly as on your State Driver’s License, State Identification Card, or Passport.
Home Postal/ZIP Code	Please enter your current home postal/ZIP code.

After entering the information on the initial screen, click **Continue**.

USDA United States Department of Agriculture  
USDA eAuthentication

Home About eAuthentication Help Contact Us Service Centers

**Create an Account**

Form Approved - OMB No. 0503-0014 [Create an Account Help](#)

Level 1 Access  
**Step 1 of 4: User Information**

If you are a USDA Federal Employee, click **Employee Create an Account** to continue with the USDA eAuthentication registration process.

Public customers should complete the information below to create a USDA account. Please read the eAuthentication **Privacy Act Statement** and **Public Burden Statement** for more information on how your personal information will be protected.

All required fields are marked by an asterisk (\*). Enter your first and last name exactly as it appears on your government issued photo ID (e.g. state driver's license).

User ID\*:  6-20 characters

Password\*:  9-12 characters  
[click here for additional requirements](#)

Confirm Password\*:

First Name\*:

Middle Initial:

Last Name\*:

Home Postal/Zip Code:

Country Name\*:

Email\*:

Confirm Email\*:

**Email address must be valid to complete registration**

Figure 1: Registration Form

**STEP 2 of 4: User Information Verification**

On the following screen, verify the information and then click **Submit**.

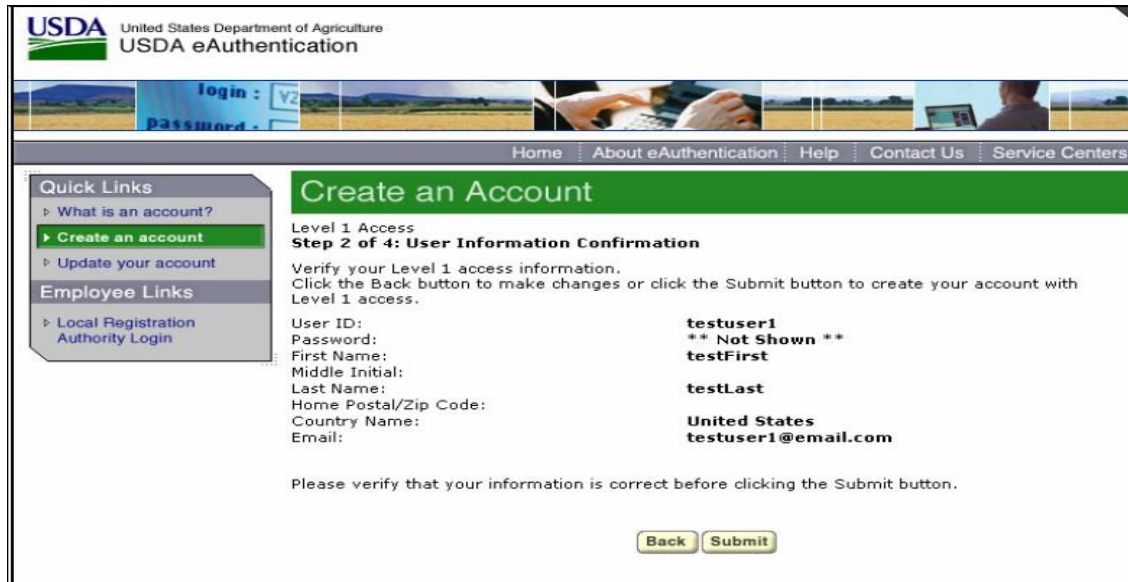


Figure 2: User Information Verification

**SECURITY CAUTION!**

Once you have confirmed your eAuthentication credential, it will become your official electronic identity online throughout USDA. Please take great care in protecting your password - it is your responsibility to keep this electronic identity private to prevent identity theft. Please do not share your password or write it down in an insecure location.

**STEP 3 of 4: Activation Instructions Notification**

After submitting your account information, the next screen informs that an activation email will be issued to you, communicating your registration status and the necessary steps to complete the USDA Level 1 Credentialing process. Print this page for your future reference and verify your email address.

**USDA** United States Department of Agriculture  
**USDA eAuthentication**

Home | About eAuthentication | Help | Contact Us | Service Centers

**Create an Account**  
 Level 1 Access  
**Step 3 of 4: Print and Check Email**

**Please print this page for future reference.**

Congratulations Test xxxxx, only one more step to complete your initial registration!

You should receive a confirmation email within 1 hour from **eAuthHelpDesk@ftc.usda.gov** with the subject line of 'Action Required:Instructions to Activate your USDA Account with Level 1 Access'  
**Step 4 is contained within this email, and is as simple as clicking a link to activate your account.**

The User ID you created is : Testxxxxx  
 The email address you provided is: testuser1@email.com

To activate your account, you must click on the activation link provided in the confirmation email within **7 days**. Be sure to follow the instructions provided in the confirmation email to activate your account with Level 1 access.

**NOTE: If you do not confirm your account within the required 7 days, your account will be terminated and you will have to start the entire process over again.**

If after 24 hours you do not receive the confirmation email:

- 1.Check your email provider filters.
- 2.Check your personal email filter settings.
- 3.Contact the ITS Service Desk at **eAuthHelpDesk@ftc.usda.gov** or 800-457-3642. Please provide your User ID, first and last name, and email address.

Close Window

eAuthentication Home | USDA.gov | Site Map  
 Accessibility Statement | Privacy Policy | Non-Discrimination Statement | www.FirstGov.gov

Figure 3: Activation Instructions

**STEP 4 of 4: Account Activation**

You must verify your email address by clicking on the *ACTIVATE MY ACCOUNT* link within this email:

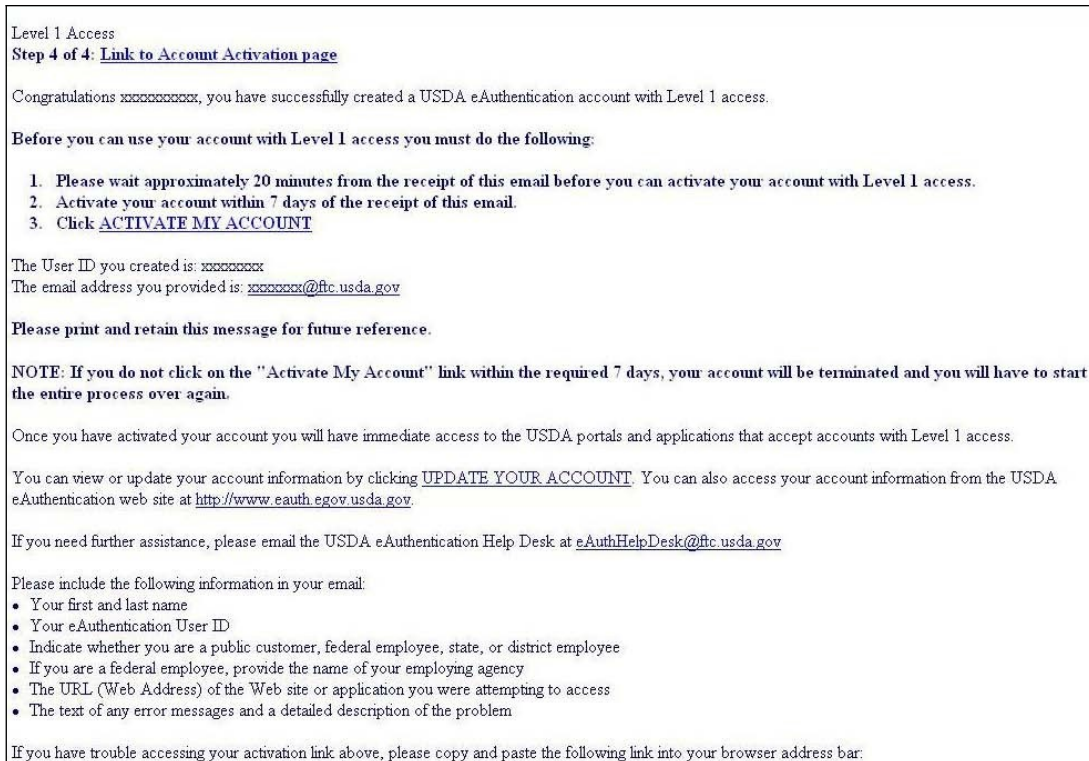


Figure 4: Activation Email

Once you have completed this step, you have a valid **Level 1 access** USDA Account. You will see this confirmation screen:

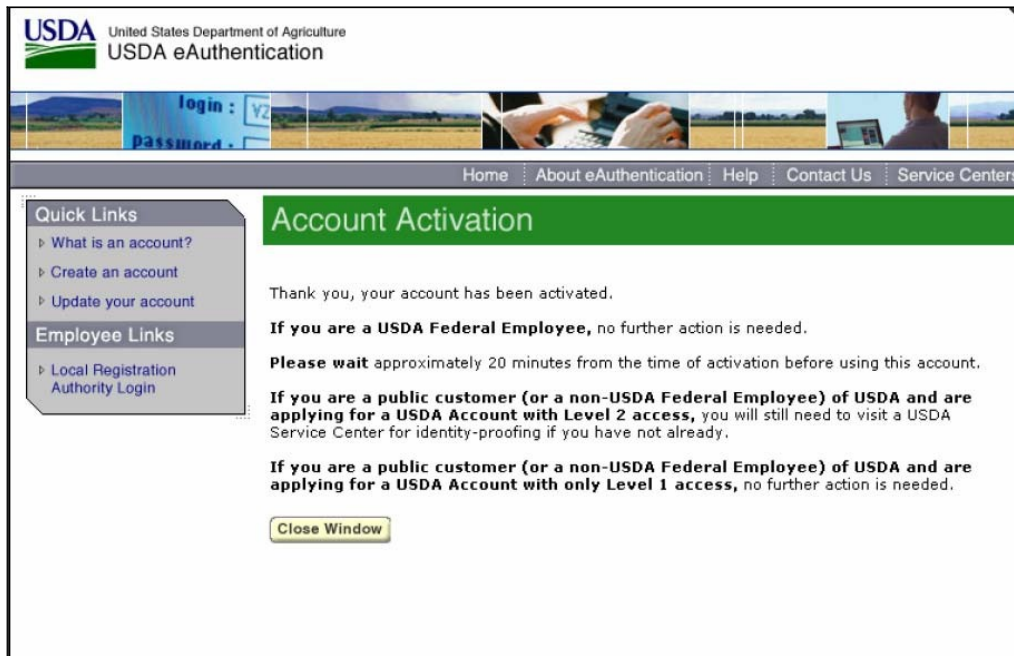


Figure 5: Account Activation

## Customer Level 2 Access Self-Registration Process

To obtain a Level 2 USDA eAuthentication credential, all customers must go to <https://eauth.sc.egov.usda.gov/eAuth/selfRegistration/selfRegLevel2Step1.jsp>.

The five (5) steps to self-register are:

- 1 STEP 1 of 5: Registration Form Completion
- 2 STEP 2 of 5: User Information Verification
- 3 STEP 3 of 5: Activation Instructions Notification
- 4 STEP 4 of 5: Account Activation
- 5 STEP 5 of 5: In-Person Identity Proofing

### STEP 1 of 5: Registration Form Completion

You are required to fill out the following fields:

DATA POINT	CRITERIA
User ID	User ID must be 6-20 characters in length.  Note: Select your User ID carefully - do NOT include your SSN for example - once your User ID is created you will be unable to modify it.
Password	<ol style="list-style-type: none"> <li>1• 9 to 12 characters long</li> <li>2• Contains at least one uppercase letter</li> <li>3• Contains at least one lowercase letter</li> <li>4• Contains at least one number or one of these special characters: !#-\$%*+=+;,:?~</li> </ol> <p>In addition:</p> <ol style="list-style-type: none"> <li>1• Your password may not contain your first name, last name, User ID, Mother's Maiden Name, Date of Birth, 4-digit PIN, security questions or answers.</li> <li>2• Do not use words that can be found in a dictionary, spaces, tabs, or any other special characters not listed above.</li> <li>3• Your password will expire after 180 days.</li> </ol>
First Name, Last Name	Please enter exactly as on your State Driver's License, State Identification Card, or Passport.
E-Mail	Please enter a valid working E-Mail address.
Home Address, Home City, and Home State	Please enter your current home address, city, and state.

Home Postal/ZIP Code	Please enter your current home postal/ZIP code.
Country	Please select the country you currently reside in.
Mother's Maiden Name:	Please enter your mother's maiden name for security verification purposes.
4 Digit PIN:	Please enter a PIN number
Date of Birth	Please enter exactly as on your State Driver's License, State Identification Card, or Passport.
Security Questions & Answers	Choose security questions from the pull-down list. Then type answers that only you would know.

You can optionally fill out the following fields:

DATA POINT	CRITERIA
Middle Initial	Please enter exactly as on your State Driver's License, State Identification Card, or Passport.
Home Phone	Please enter your current home phone.
Alternate Phone	Please enter an alternate phone.

After entering the information on the initial screen, click **Continue**.



**Quick Links**

- ▶ What is an account?
- ▶ Create an account
- ▶ Update your account

**Administrator Links**

- ▶ Local Registration Authority Login

## Create an Account

Form Approved - OMB No. 0503-0014 Create an Account Help

Level 2 Access  
**Step 1 of 4: User Information**

If you are a USDA Federal Employee, click **Employee Create an Account** to continue with the USDA eAuthentication registration process.

Public customers should complete the information below to create a USDA account. Please read the eAuthentication **Privacy Act Statement** and **Public Burden Statement** for more information on how your personal information will be protected.

All required fields are marked by an asterisk (\*). Enter your first and last name exactly as it appears on your government issued photo ID (e.g. state driver's license).

User ID*:	<input type="text"/>	6-20 characters
Password*:	<input type="password"/>	9-12 characters
	<a href="#">Click here for additional requirements</a>	
Confirm Password*:	<input type="password"/>	
First Name*:	<input type="text"/>	
Middle Initial:	<input type="text"/>	
Last Name*:	<input type="text"/>	
Home Address*:	<input type="text"/>	
City*:	<input type="text"/>	
State*:	<input style="border-bottom: 1px solid black; width: 100%;" type="text"/>	▼
Home Postal/Zip Code*:	<input type="text"/>	
Country Name*:	<input style="border-bottom: 1px solid black; width: 100%;" type="text"/>	▼
<b>Email address must be valid to complete registration</b>		
Email*:	<input type="text"/>	
Confirm Email*:	<input type="text"/>	
Home Phone:	<input style="width: 100%;" type="text"/>	
International Home Phone: (if applicable)	<input type="text"/>	
Alternate Phone:	<input style="width: 100%;" type="text"/>	
International Alternate Phone: (if applicable)	<input type="text"/>	
Mother's Maiden Name*:	<input type="text"/>	
4 digit PIN*:	<input style="width: 30px;" type="text"/>	NOTE: You cannot use a zero as the first digit
Your Date of Birth*:	<input style="width: 100px;" type="text"/>	mm/dd/yyyy

**Please create your 4 security questions and answers. This information will be used to validate your identity if you forget your password. Each question can be used only once.**

<input type="text"/>	▼	<input type="text"/>
<input type="text"/>	▼	<input type="text"/>
<input type="text"/>	▼	<input type="text"/>
<input type="text"/>	▼	<input type="text"/>

Click the **Continue** button to go to Step 2

Reset
Continue

Figure 1: Registration Form

## STEP 2 of 5: User Information Verification

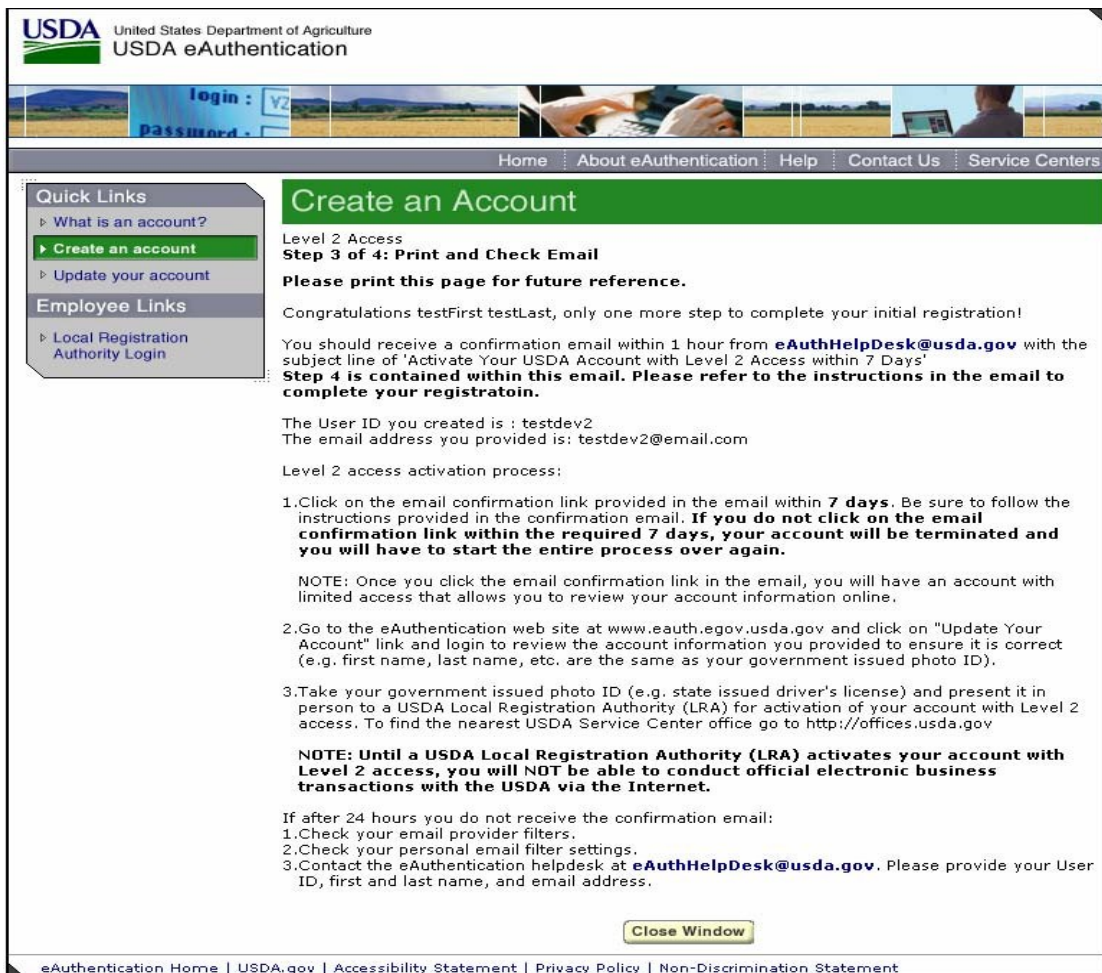
On the following screen, verify the information and then click **Submit**.

### SECURITY CAUTION!

Once you have confirmed your eAuthentication credential, it will become your official electronic identity online throughout USDA. Please take great care in protecting your password and the security questions that you stored - it is your responsibility to keep this electronic identity private to prevent identity theft. Please do not share this password or write it down in an insecure location.

## STEP 3 of 5: Activation Instructions Notification

After submitting your account information, the following screen informs that an activation email will be issued to you. This activation email will contain instructions for completing the USDA Level 2 Credentialing process. Print this page for your future reference.



The screenshot shows the USDA eAuthentication website interface. At the top, it displays the USDA logo and the text 'United States Department of Agriculture USDA eAuthentication'. Below this is a navigation bar with links for 'Home', 'About eAuthentication', 'Help', 'Contact Us', and 'Service Centers'. A 'Quick Links' sidebar on the left includes options like 'What is an account?', 'Create an account', 'Update your account', and 'Employee Links'. The main content area is titled 'Create an Account' and contains the following text:

Level 2 Access  
**Step 3 of 4: Print and Check Email**  
**Please print this page for future reference.**

Congratulations testFirst testLast, only one more step to complete your initial registration!

You should receive a confirmation email within 1 hour from **eAuthHelpDesk@usda.gov** with the subject line of "Activate Your USDA Account with Level 2 Access within 7 Days"  
**Step 4 is contained within this email. Please refer to the instructions in the email to complete your registration.**

The User ID you created is : testdev2  
The email address you provided is: testdev2@email.com

Level 2 access activation process:

1. Click on the email confirmation link provided in the email within **7 days**. Be sure to follow the instructions provided in the confirmation email. **If you do not click on the email confirmation link within the required 7 days, your account will be terminated and you will have to start the entire process over again.**

NOTE: Once you click the email confirmation link in the email, you will have an account with limited access that allows you to review your account information online.

2. Go to the eAuthentication web site at [www.eauth.egov.usda.gov](http://www.eauth.egov.usda.gov) and click on "Update Your Account" link and login to review the account information you provided to ensure it is correct (e.g. first name, last name, etc. are the same as your government issued photo ID).
3. Take your government issued photo ID (e.g. state issued driver's license) and present it in person to a USDA Local Registration Authority (LRA) for activation of your account with Level 2 access. To find the nearest USDA Service Center office go to <http://offices.usda.gov>

**NOTE: Until a USDA Local Registration Authority (LRA) activates your account with Level 2 access, you will NOT be able to conduct official electronic business transactions with the USDA via the Internet.**

If after 24 hours you do not receive the confirmation email:

1. Check your email provider filters.
2. Check your personal email filter settings.
3. Contact the eAuthentication helpdesk at **eAuthHelpDesk@usda.gov**. Please provide your User ID, first and last name, and email address.

At the bottom of the page, there is a 'Close Window' button and a footer with links for 'eAuthentication Home', 'USDA.gov', 'Accessibility Statement', 'Privacy Policy', and 'Non-Discrimination Statement'.

Figure 2: Activation Instructions

## STEP 4 of 5: Account Activation

You must confirm your account by clicking on the *ACTIVATE MY ACCOUNT* link within this email.

Level 2 Access  
Step 4 of 4: [Link to Account Activation page](#)

Congratulations , you have successfully created a USDA eAuthentication account.

Before you can use your account with Level 2 access you must do the following:

1. Please wait approximately 20 minutes from the receipt of this email before you can activate your account with Level 2 access.
2. Activate your account within 7 days of the receipt of this email.
3. Click [ACTIVATE MY ACCOUNT](#)

NOTE: Once you click the activation link, you will have an account with limited access that allows you to review your account information online.

4. Go to the USDA eAuthentication web site at <http://www.eauth.egov.usda.gov> and click on "Update Your Account" link and login to review the same account information you provided to ensure it is correct (e.g. first name, last name, etc. are the same as your govt. issued photo ID). You can also review or update your account information by clicking [UPDATE YOUR ACCOUNT](#).
5. Take your government issued photo ID (e.g. state issued drivers license) and present it in person to a Local Registration Authority (LRA) who can activate your account with Level 2 access. Most LRAs are located at a USDA Service Center office, to find the nearest USDA Service Center office go to <http://offices.sc.egov.usda.gov/locator/app>.

NOTE: Until a USDA Service Center Local Registration Authority (LRA) activates your account with Level 2 access, you will NOT be able to conduct official electronic business transactions with the USDA via the Internet.

The User ID you created is: xxxxxxxx  
The email address you provided is: xxxxxxxx@xxx.usda.gov

Please print and retain this message for your future reference.

One hour after your account with Level 2 access has been activated by the USDA Service Center employee, you should have access to conduct official electronic business transactions with the USDA via the Internet.

The first time you use your account with Level 2 access, you will be asked to update your password to the Level 2 access password requirements.

If you need further assistance, please email the eAuthentication Help Desk at [eAuthHelpDesk@ftc.usda.gov](mailto:eAuthHelpDesk@ftc.usda.gov).

Figure 3: Activation Email

NOTE: Once you have completed this step, you have a valid Level 1 account and will see the following screen. **In order to obtain an activated Level 2 account you will need to complete Step 5.**

USDA United States Department of Agriculture  
USDA eAuthentication

login : [ ]  
Password : [ ]

Home About eAuthentication Help Contact Us Service Centers

**Account Activation**

Thank you, your account has been activated.

**If you are a USDA Federal Employee**, no further action is needed.

**Please wait** approximately 20 minutes from the time of activation before using this account.

**If you are a public customer (or a non-USDA Federal Employee) of USDA and are applying for a USDA Account with Level 2 access**, you will still need to visit a USDA Service Center for identity-proofing if you have not already.

**If you are a public customer (or a non-USDA Federal Employee) of USDA and are applying for a USDA Account with only Level 1 access**, no further action is needed.

[Close Window](#)

Figure 4: Account Activation

### ***STEP 5 of 5: In-Person Identity Proofing***

The final step to obtain Level 2 access will require you to be identity-proofed: take your government-issued photo ID (e.g. state issued drivers license) and present it in person to a USDA Service Center where a USDA employee who is a Local Registration Authority (LRA) can activate your account with Level 2 access. To find the nearest USDA Service Center with an LRA, go to <http://offices.sc.egov.usda.gov/locator/app?type=lra>. We recommend calling ahead to schedule an appointment.

#### **IMPORTANT NOTE:**

Before you visit a USDA Service Center, please verify that all of your information on file with USDA is correct. Incorrect data will result in failure of the in-person Identity Proofing Process. To verify or update your information, go to the eAuthentication web site at [www.eauth.egov.usda.gov](http://www.eauth.egov.usda.gov) and click on “Update your account”, then log in with your User ID and password. Select “Modify my profile” and make any needed changes.

## ***Employee Account Self-Registration Process***

To obtain an Employee Level 2 USDA eAuthentication account, a USDA federal employee must receive a Registration Invitation email.

Pre-requisites:

1. Your HR record must be completed by your HR representative, and you must have a valid email address.
2. You must receive the Registration Invitation email and click on the link within the email.

```
From: eAuthHelpDesk@ftc.usda.gov [mailto:eAuthHelpDesk@ftc.usda.gov]
Sent: Wednesday, October 29, 2008 10:14 AM
To: xxxxxxxxx
Subject: Please register for a USDA eAuthentication Employee Account

xxxxxxxxxxxxxxxxxx,

Congratulations, your employee records are now ready for you to
register for a USDA eAuthentication account, which is required to
access eAuthentication-protected applications such as AgLearn. To
register for your eAuthentication Employee account, click on the link
below:

https://app.eauth.egov.usda.gov/AccountServices/EmployeeRegistration/eauthEmployeeRegistrationLogin.aspx?Regid=2AD34D41-33F0-4F80-8565

This link will be valid for a limited time, so please register as soon
as possible.

Note: if the link did not work, copy/paste the link into your browser's
address field.

If you need further assistance, please email the ITS Service Desk at
eAuthHelpDesk@ftc.usda.gov or call 1-800-457-3642, or contact your
Agency Registration Lead at
http://www.eauth.egov.usda.gov/AgencyRegistrationLeads.html

Thank you,

Please do not respond to this message, this is a system-generated
email.

--The USDA eAuthentication Team
```

Figure 1: Registration Invitation Email

Once you have clicked on the link within the Registration Invitation, the steps to register are:

**1**

**2STEP 1 of 6: Credential Verification**

**3STEP 2 of 6: Employee Verification & User ID Selection**

**4STEP 3 of 6: Populate Your Security Attributes**

**5STEP 4 of 6: Confirm Your Security Attributes**

**6STEP 5 of 6: Password Creation**

**7STEP 6 of 6: Congratulations Message**

**8STEP 1 of 6: Credential Verification**

You are required to fill out the following fields:

DATA POINT	CRITERIA
Last 4 digits of SSN	Please enter the last 4 digits of your Social Security Number
Date of Birth	Please enter your date of birth, using the pull down menus

Figure 2: Credential Verification Form

After entering the information on the initial screen, click **Continue**.

### ***9STEP 2 of 6: Employee Verification & User ID Selection***

On the following screen, verify the information that is displayed.

- If your email address is not correct, please close your browser window (click on the red “x”) and contact your Agency Registration Lead for assistance:  
<http://www.eauth.egov.usda.gov/AgencyRegistrationLeads.html>
- If any of your HR information is not correct, please note which information is not correct and close your browser window (click on the red “x”). Contact your HR rep and ask them to review the items you’ve noted.
- If ALL of your information is correct, create a User ID using your Agency’s

preferred format. If you do not know your Agency's preferred format, please contact your Agency Registration Lead for assistance:

<http://www.eauth.egov.usda.gov/AgencyRegistrationLeads.html>

- o Your User ID must be 6 to 20 characters long. It is not case sensitive and may contain the following characters: . @ \_ - (period, "at" sign, underscore, hyphen)
- o Note: Select your User ID carefully - do NOT include your SSN for example - once your User ID is created you will be unable to modify it.
- o When finished, click **Continue**.

**Activate Your Employee Account**

**Step 2 of 6: Employee Verification & User ID Selection** [Account Creation Help](#)

Please verify the information listed below.

**Agency:** NRCS  
**First Name:** Test  
**Last Name:** Newemp  
**City:** Denver  
**State:** CO  
**Email:** emp1@ftc.usda.gov

If any of the information on this page is incorrect, please contact your Human Resources representative or Agency Registration Lead.

**Create your eAuthentication User ID.**  
Your User ID must be 6 to 20 characters long.  
Please ensure that you follow your agency's User ID guidelines.

**User ID:**

**Continue**

Figure 3: Employee Verification & User ID Selection

**STEP 3 of 6: Populate Your Security Attributes**

On the next screen, you are required to fill out the following fields:

DATA POINT	CRITERIA
Questions	Select 4 different security questions using the pull-down menus.
Answers	Type an answer that only you would know (i.e., information that is non-researchable.) Answers are not case sensitive, however spaces and spelling do matter, so please enter something that is easy to remember.
Mother's Maiden Name	Please enter your mother's maiden name for security verification purposes.
4 Digit PIN	Please enter a 4 digit PIN number. Note: You cannot use a zero "0" as the first digit.

**Activate Your Employee Account**

Step 3 of 6: Security Attributes [Account Creation Help](#)

User ID: Newemp\_1234

Please choose four different security questions and provide answers. This information will be required if you forget your password in the future, or if you need to access other account self-service functions.

Questions	Answers
1. <<Please Select a Question>>	<input type="text"/>
2. <<Please Select a Question>>	<input type="text"/>
3. <<Please Select a Question>>	<input type="text"/>
4. What is the name of your first pet?	<input type="text"/>

Please fill out the following fields (should you need to contact the ITS Service Desk, they may request this information):

4-digit PIN:

Mother's Maiden Name:

Figure 4: Employee Verification & User ID Selection

After entering the information, click **Continue**.



**STEP 4 of 6: Confirm Your Security Attributes**

Verify the information that you entered and click **Continue**. To change any of the information click on the **Back** button.

**Activate Your Employee Account**

Step 4 of 6: Confirm your Security Attributes Account Creation Help

User ID: Newemp\_1234

Please review your four security questions and answers. This information will be required if you forget your password in the future, or if you need to access other account self-service functions.

Questions	Answers
1. What city was your first job in?	Denver
2. What was the make of your first vehicle?	Toyota
3. What is your best friend's last name?	Jones
4. What was your high school mascot?	Cougar

Please review the following fields (should you need to contact the ITS Service Desk, they may request this information):

4-digit PIN: 9874  
 Mother's Maiden Name: Smith

Figure 5: Confirm Your Security Attributes

**STEP 5 of 6: Password Creation**

Please create a password for your account in accordance with the guidelines.

DATA POINT	CRITERIA
Password	<ul style="list-style-type: none"> <li>1• 9 to 12 characters long</li> <li>2• Contains at least one uppercase letter</li> <li>3• Contains at least one lowercase letter</li> <li>4• Contains a number or a special character: !#-\$%*+=+; ,?~</li> </ul> <ul style="list-style-type: none"> <li>1• May not contain your name, User ID, Mother's Maiden Name, Date of Birth, 4-digit PIN, or security questions / answers.</li> <li>2• May not contain words that can be found in a dictionary, spaces, tabs, or special characters not listed above.</li> <li>3</li> </ul>
Confirm Password	Re-type your password

## Activate Your Employee Account

**Step 5 of 6: Password Creation** Account Creation Help

Please create a password for your USDA eAuthentication account.

It **must** follow these rules to be accepted:

- 9 to 12 characters long
- At least **1** of these characters:
 

0	1	2	3	4	5	6	7	8	9			
!	#	-	\$	%	*	=	+	:	;	,	?	~
- Have one uppercase letter (A, B, C, etc.)
- Have one lowercase letter (a, b, c, etc.)

Restricted Information (Do Not Use)

- Dictionary Words
- Profile Information:
  - Mother's Maiden Name, Date of Birth, PIN, Your Name, Address, Phone Number, Email, etc.

For additional recommendations regarding passwords, [click here](#).

**Password:**

**Confirm Password:**

Figure 6: Password Creation

After entering the information, click on **Continue**.

### ***STEP 6 of 6: Congratulations Message***

In the final step, you will receive a “Congratulations” message on the screen. Your Employee account is now active. You will also receive an email message confirming the creation of your account.

Note: We recommend waiting 10 minutes before you attempt to log in to other websites, to allow for system propagation.

**USDA** United States Department of Agriculture  
**USDA eAuthentication**

login : Y2  
 Password :

Home | About eAuthentication | Help | Contact Us | Service Centers

**Quick Links**

- ▶ What is an account?
- ▶ Create an account
- ▶ Update your account

**Administrator Links**

- ▶ Local Registration Authority Login

**Activate Your Employee Account**

**Step 6 of 6: Congratulations** Account Creation Help

**Congratulations!**

You have successfully created your eAuthentication account.

You should receive an email within an hour confirming the creation of your account.

You may also login immediately by using this link: <http://www.dev.eauth.egov.usda.gov>

If you need any assistance with the USDA eAuthentication system, please contact the ITS Service Desk at [eAuthHelpDesk@ftc.usda.gov](mailto:eAuthHelpDesk@ftc.usda.gov).

eAuthentication Home | [USDA.gov](http://USDA.gov) | [Site Map](#)

[Accessibility Statement](#) | [Privacy Policy](#) | [Non-Discrimination Statement](#) | [www.FirstGov.gov](http://www.FirstGov.gov)

Figure 7: Congratulations Message

## ***Additional assistance***

For additional assistance with the eAuthentication account self-registration process, please contact the ITS Service Desk at: [eAuthHelpDesk@ftc.usda.gov](mailto:eAuthHelpDesk@ftc.usda.gov)

Please include:

- Your name and contact information
- Agency (if you are a USDA federal employee)
- Description of the issue:
  - Type of account you are trying to create (Level 1 Customer, Level 2 Customer, or Employee account)
  - If you have received an error message, please also include the exact text of the error message.