





PAPERWORK REDUCTION ACT CHANGE WORKSHEET

Agency/subagency Department of Homeland Security, U.S. Citizenship and Immigration Services	OMB Control Number 1615 - 0003	
<i>Enter only items that change</i>		
	Current record	New record
Agency form number (s) I-539		
Annual reporting and recordkeeping hour burden		
Number of respondents		
Total annual responses		
Percent of these responses collected electronically	0 %	0 %
Total annual hours		
Difference		
Explanation of difference		
Program change		
Adjustment		
Annual reporting and recordkeeping cost burden (in thousands of dollars)		
Total annualized Capital/Startup costs		
Total annual costs (O&M)		
Total annualized cost requested		
Difference		
Explanation of difference		
Program change		
Adjustment		
Other changes** See Table of Changes		
Signature of Senior Official or designee:  Stephen Tarragon - Regulatory Products Division	Date: 6/3/2010	For OIRA Use _____ _____

** This form cannot be used to extend an expiration date.

Table of Changes
I-539 (Stand alone), Application to Extend/Change Nonimmigrant Status
OMB Number 1615-0003

Current Form	Proposed Changes
<p>P. 2: 3. Dependents of a CW-1 Transitional Worker</p> <p>If you are filing for an extension/change of status as the dependent of an employee who is a CW-1 transitional worker, this application must be submitted with:</p> <ul style="list-style-type: none"> A. Form I-129CW filed for that employee or a copy of the filing receipt noting that the petition is pending with USCIS; B. A copy of the employee's Form I-94 or approval notice showing that he or she has already been granted status to the period requested on your application;... <p>4. B-1, Visitor for Business, or B-2, Visitor for Pleasure...</p> <p>5. Dependents of an E, Treaty Trader or Investor, or Australian Specialty Occupation Worker</p> <p>If you are filing for an extension/change of status as the dependent of an E worker, this application must be submitted with:</p> <ul style="list-style-type: none"> A. Form I-129, Petition for Alien Worker, filed for that E worker or a copy of the filing receipt noting that the petition is pending with USCIS; B. A copy of E's Form I-94 or approval notice showing that he or she has already been granted status to the period requested on your application; and ... <p>6. F-1, Academic Student...</p>	<p>P. 2: 3. Dependents of a CW-1 Transitional Worker</p> <p>If you are filing for an extension/change of status as the dependent of an employee who is a CW-1 transitional worker, this application must be submitted with:</p> <ul style="list-style-type: none"> A. Form I-129CW filed for that employee or a copy of the filing receipt noting that the petition is pending with USCIS; or B. A copy of the employee's Form I-94 or approval notice showing that he or she has already been granted status to the period requested on your application; C. Evidence of relationship (example: birth or marriage certificate); D. Evidence of lawful presence in the Commonwealth of the Northern Mariana Islands (CNMI) as defined in 8 CFR 214.2 (w)(1)(v). <p>NOTE: An employer should file Form I-129CW to request/extend/change to CW-1 status for an employee or prospective employee. Dependents of such employees must file for request/extension/change of status on this form, not on the Form I-129CW.</p> <p>4. B-1, Visitor for Business, or B-2, Visitor for Pleasure...</p> <p>5. Dependents of an E, Treaty Trader or Investor, or Australian Specialty Occupation Worker, or an E-2 CNMI Only Investor</p> <p>If you are filing for an extension/change of status as the dependent of an E worker, this application must be submitted with:</p> <ul style="list-style-type: none"> A. Form I-129, Petition for Alien Worker, filed for that E worker or a copy of the filing receipt noting that the petition is

	<p>pending with USCIS; </p> <p>B. A copy of E's Form I-94 or approval notice showing that he or she has already been granted status to the period requested on your application; and ...</p> <p>6. F-1, Academic Student...</p>
<p>P. 3</p> <p>8. Dependents of an H, Temporary Worker If you are filing for an extension/change of status as the dependent of an employee who is an H temporary worker, this application must be submitted with:</p> <p>A. Form I-129 filed for that employee or a copy of the filing receipt noting that the petition is pending with USCIS;</p> <p>B. A copy of the employee's Form I-94 or approval notice showing that he or she has already been granted status to the period requested on your application;....</p>	<p>8. Dependents of an H, Temporary Worker If you are filing for an extension/change of status as the dependent of an employee who is an H temporary worker, this application must be submitted with:</p> <p>A.. Form I-129 filed for that employee or a copy of the filing receipt noting that the petition is pending with USCIS; </p> <p>B. A copy of the employee's Form I-94 or approval notice showing that he or she has already been granted status to the period requested on your application;....</p>
<p>P. 4</p> <p>Dependents of an L, Intracompany Transferee</p> <p>If you are filing for an extension/change of status as the dependent of an employee who is an L intracompany transferee, this application must be submitted with:</p> <p>A. Form I-129 filed for that employee, or a copy of the filing receipt noting that the petition is pending with USCIS;</p> <p>B. A copy of the employee's Form I-94 or approval notice showing that he or she has already been granted status to the period requested on your application; and.....</p> <p>12. Dependents of a P, Artists, Athletes, and Entertainers</p> <p>If you are filing for an extension/change of status as the dependent of an employee who is classified as a P nonimmigrant, this application must be submitted with:</p>	<p>Dependents of an L, Intracompany Transferee</p> <p>If you are filing for an extension/change of status as the dependent of an employee who is an L intracompany transferee, this application must be submitted with:</p> <p>A. Form I-129 filed for that employee, or a copy of the filing receipt noting that the petition is pending with USCIS; </p> <p>B. A copy of the employee's Form I-94 or approval notice showing that he or she has already been granted status to the period requested on your application; and.....</p> <p>12. Dependents of a P, Artists, Athletes, and Entertainers</p> <p>If you are filing for an extension/change of status as the dependent of an employee who is classified as a P nonimmigrant, this application must be submitted with:</p>

<p>A. Form I-129 filed for that employee or a copy of the filing receipt noting that the petition is pending with USCIS;</p> <p>B. A copy of the employee's Form I-94 or approval notice showing that he or she has already been granted status to the period requested on your application; and...</p> <p>13. Dependents of an R, Religious Worker</p> <p>If you are filing for an extension/change of status as the dependent of an employee who is classified as an R nonimmigrant, this application must be submitted with:</p> <p>A. Form I-129 filed for that employee or a copy of the filing receipt noting that the petition is pending with USCIS;</p> <p>B. A copy of the employee's form I-94 or approval notice showing that he or she has already been granted status to the period requested on your application; and....</p>	<p>A. Form I-129 filed for that employee or a copy of the filing receipt noting that the petition is pending with USCIS; <input checked="" type="checkbox"/></p> <p>B. A copy of the employee's Form I-94 or approval notice showing that he or she has already been granted status to the period requested on your application; and...</p> <p>13. Dependents of an R, Religious Worker</p> <p>If you are filing for an extension/change of status as the dependent of an employee who is classified as an R nonimmigrant, this application must be submitted with:</p> <p>A. Form I-129 filed for that employee or a copy of the filing receipt noting that the petition is pending with USCIS; <input checked="" type="checkbox"/></p> <p>B. A copy of the employee's form I-94 or approval notice showing that he or she has already been granted status to the period requested on your application; and....</p>
<p>P. 5 Under 14. TD Dependents of TN Nonimmigrants...</p> <p>If you are filing for an extension/change of status as the dependent of an employee who is classified as a TN nonimmigrant, this application must be submitted with:</p> <p>A. Form I-129 filed for that employee or a copy of the filing receipt noting that the petition is pending with USCIS;</p> <p>B. A copy of the employee's Form I-94 or approval notice showing that he or she has already been granted status to the period requested on your application;....</p> <p>15. V, Spouse or Child of a Lawful Permanent Resident.....</p> <p>D. You must be the unmarried child (under 21 years of age) of a person who meets the three requirements listed above.</p>	<p>Under 14. TD Dependents of TN Nonimmigrants...</p> <p>If you are filing for an extension/change of status as the dependent of an employee who is classified as a TN nonimmigrant, this application must be submitted with:</p> <p>A. Form I-129 filed for that employee or a copy of the filing receipt noting that the petition is pending with USCIS; <input checked="" type="checkbox"/></p> <p>B. A copy of the employee's Form I-94 or approval notice showing that he or she has already been granted status to the period requested on your application;....</p> <p>15. V, Spouse or Child of a Lawful Permanent Resident.....</p> <p>D. You must be the unmarried child (under 21 years of age) of a person who meets the three requirements listed above. <input checked="" type="checkbox"/> If you are 21 years of age or older, to qualify for an extension of V status you (1) previously must have been granted V status, (2) be the unmarried son or daughter of a person</p>

	<p>who meets the requirements listed above and (3) be the beneficiary of an I-130 filed on your behalf.</p>
<p>P. 6, Where to File?</p> <p>1. With some exceptions, Form I-539 is generally filed with the California Service Center or the Vermont Service Center.</p> <p>California Service Center filings cover the following states: Alaska, Arizona, California, Colorado, the Commonwealth of the Northern Mariana Islands, Guam, Hawaii, Idaho, Illinois, Indiana, Iowa, Kansas, Michigan, Minnesota, Missouri, Montana, Nebraska, Nevada, North Dakota, Ohio, Oregon, South Dakota, Utah, Washington, Wisconsin, or Wyoming</p> <p>The mailing address is:</p> <p>USCIS California Service Center P.O. Box 10539 Laguna Niguel, CA 92607-1053</p> <p>Vermont Service Center filings cover the following states: Alabama, Arkansas, Connecticut, Delaware, Florida, Georgia, Kentucky, Louisiana, Maine, Maryland, Massachusetts, Mississippi, New Hampshire, New Jersey, New Mexico, New York, North Carolina, Oklahoma, Pennsylvania, Puerto Rico, Rhode Island, South Carolina, Tennessee, Texas, Vermont, Virginia, U.S. Virgin Islands, West Virginia, and the District of Columbia:</p> <p>The address for Vermont Service Center filings is:</p> <p>USCIS Vermont Service Center ATTN: I-539 75 Lower Welden Street St. Albans, VT 05479</p> <p>2. Applicants for change of status to CW-2, E-1, E-2, E-3, H-4, L-2, O-3, or P-4 as the dependent spouse or child or for an CW-2, E-1, E-2, E-3, H-4, L-2, O-3, P-4 or TD extension, as the dependent spouse or child.</p> <p>A. Filing Form I-539 at the same time as the principal: If your Form I-539 for change of status or extension of stay is filed at the same time as</p>	<p>Where to File?</p> <p>Updated Filing Address Information</p> <p>Edition date on form</p> <p>The filing addresses provided on this form reflect the most current information as of the date this form was last revised.</p> <p>If you are filing Form I-539 more than 30 days after the latest edition date shown in the lower right corner of this form, please visit us online at www.uscis.gov before you file, and check the "FORMS" page to confirm the correct filing address and version currently in use. Check the edition date located in the lower right corner of the form. If the edition date on your Form I-539 matches the edition date listed for Form I-539 on the USCIS FORMS page, your version is current. If the Website edition date is late, download a copy and use it.</p> <p>If you do not have Internet access, call the USCIS National Customer Service Center at 1-800-375-5283 to verify the current filing address and edition date.</p> <p>Improperly filed forms will be rejected and the fee returned with instructions to resubmit the entire filing using the current form instructions.</p> <p>Please read the filing instructions carefully and thoroughly, as they have recently changed.</p> <p>E-Filing Form I-539</p> <p>If you are e-filing this application, it will automatically be routed to the appropriate Service Center, and you will receive a receipt indicating the location to which it was routed. This location may not necessarily be the same Service Center shown in the filing addresses listed for paper applications. For e-filed applications, it is very important to review your filing receipt and make specific note of the receiving location.</p> <p>All further communication, including submission of supporting documents, should</p>

the principal's Form I-129, Petition for Nonimmigrant Worker or Form I-129CW, Petition for Nonimmigrant Worker in the CNMI (which includes a request for change of status or extension of stay), send the entire Form I-129/I-539 or Form I-129CW/I-539 package to the Vermont Service Center or the California Service Center, depending on the State where the principal is or will be employed temporarily.

P. 7

B. Filing Form I-539 separately from the principal and the principal's case is pending:

If the principal's Form I-129 or Form I-129CW, Petition for a Nonimmigrant Worker in the CNMI (which includes a request for change of status or extension of stay) is pending, file Form I-539 with the same Service Center where the principal's Form I-129 or Form I-129CW is pending. Include a copy of Form I-129 or Form I-129CW filing receipt (or transfer notice) to show the pending Form I-129 or Form I-129CW location.

C. Filing Form I-539 separately from the principal and the principal's case is approved:

If the principal's Form I-129 or Form I-129CW, Petition for a Nonimmigrant Worker in CNMI (which includes a request for change or extension of stay) has already been approved, file Form I-539 with the same Service Center that approved the principal's Form I-129 or Form I-129CW. Include a copy of the Form I-129 or Form I-129CW approval notice to show the approved Form I-129 or I-129CW location.

D. F-1 and M-1 students applying for F-1 and M-1 reinstatement:

File Form I-539 with the California Service Center or the Vermont Service Center, depending on the State in which the educational institution you attend or plan to attend is located.

E. All other applicants for change of status or extension of stay (not listed above or in the exceptions): File Form I-539 with the California Service Center or the Vermont Service Center, depending on the State where you live.

3. Exceptions

A. R-2 Religious Worker Dependents:

be directed to the receiving location indicated on your e-filing receipt.

1. Filing Form I-539 with a Form I-129:

All Form I-539s filed with a principal's Form I-129, Petition for Nonimmigrant Worker, (which includes a request for change of status or extension of stay) **MUST** be sent to either the USCIS California Service Center or the USCIS Vermont Service Center. See Form I-129 Filing Instructions. This includes dependents filing with the principal.

Note: Dependents filing Form I-539 for a change of status or extension of stay **separately** from the principal's application, and whose principal's case is pending or approved, should file at the USCIS Dallas Lockbox. See number 7 below for additional guidance.

The USCIS California Service Center **takes in filings from the** following states and territories:

Alaska, Arizona, California, Colorado, the Commonwealth of the Northern Mariana Islands, Guam, Hawaii, Idaho, Illinois, Indiana, Iowa, Kansas, Michigan, Minnesota, Missouri, Montana, Nebraska, Nevada, North Dakota, Ohio, Oregon, South Dakota, Utah, Washington, Wisconsin, or Wyoming

The mailing address is:

USCIS California Service Center
P.O. Box 10539
Laguna Niguel, CA 92607-1053

The USCIS Vermont Service Center **takes in filings from** the following states and territories:

Alabama, Arkansas, Connecticut, Delaware, Florida, Georgia, Kentucky, Louisiana, Maine, Maryland, Massachusetts, Mississippi, New Hampshire, New Jersey, New Mexico, New York, North Carolina, Oklahoma, Pennsylvania, Puerto Rico, Rhode Island, South Carolina, Tennessee, Texas, Vermont, Virginia, U.S. Virgin Islands, West Virginia, and the District of Columbia.

The mailing address is:

USCIS Vermont Service Center
ATTN: I-539

File Form I-539 with the California Service Center, regardless of where the principal is/will be employed.

B. H-1 C Nurse Dependents

File Form I-539 with the California Service Center, regardless of where the principal is/will be employed.

C. TD dependents of TN principals (Free Trade-Canada and Mexico), H-4 dependents of H-1B1 principals (Free Trade-Singapore and Chile), and E-3 dependents of E-3 principals (Free Trade-Australia):

File Form I-539 with the Vermont Service Center, regardless of where the principal is/will be employed.

D. Dependent of Major League Sports Athletes or Support Personnel:

File with the Vermont Service Center. This covers major league athletes, minor league sports, and any affiliates associated with the major leagues in baseball, hockey, soccer, basketball, and football. Support personnel include: coaches, trainers, broadcasters, referees, linesmen, umpires, and interpreters.

E. A, G, and NATO

1. For change of status requests to A, G, or NATO classification for employment with an embassy, international organization, or NATO, mail Form I-539 through your embassy, international organization, or NATO to: U.S. Department of State, Office of Protocol, 3507 International Place, N.W., Suite 242, Washington, D.C. 20008.
2. For change of status requests to G classification for employment with a foreign government's mission to the United Nations or with the United Nations Secretariat, mail Form I-539 **through the foreign government's**

75 Lower Welden Street
St. Albans, VT 05479

2. Applicants filing under the category P-4, Dependents of Major League Sports, Athletes or Support Personnel :

File Form I-539 with the **USCIS Vermont Service Center**. See address above.

This covers major league athletes, minor league sports, and any affiliates associated with the major leagues in baseball, hockey, soccer, basketball, and football. Support personnel include: coaches, trainers, broadcasters, referees, linesmen, umpires, and interpreters.

3. Applicants filing under the category "V Nonimmigrant:"

Applicants who are filing Form I-539 under the nonimmigrant status of V1, V2, V3, or who are requesting nonimmigrant status of V1, V2, or V3, must file their Form I-539 with the **USCIS Chicago Lockbox facility**.

Note: Please See Supplement A to Form I-539 for additional instructions.

For U.S. Postal Service

**USCIS
P.O. Box 7216
Chicago, IL 60680-7216**

For Express mail and courier deliveries

**USCIS
Attn: VKL
131 South Dearborn- 3rd Floor
Chicago, IL 60603-5517**

4. Applicants filing under the categories "A," "G," and "NATO:"

a. For change of status requests to A, G, or NATO classification for employment with an embassy, international organization, or NATO, mail Form I-539 through your embassy, international organization, or NATO to:

U.S. Department of State
Office of Protocol,
3507 International Place, N.W.,
Suite 242

mission or the UN

Secretariat to: U.S. Mission to the United Nations, 799 United Nations Plaza, New York, NY 10017.

3. For a dependent spouse or child requesting a change of status to a NATO classification based on the principal's classification as a NATO nonimmigrant, mail Form I-539 to: NATO/HQ SACT Legal Affairs, 7857 Blandy Road, Suite 100, Norfolk, VA 23551. If you or the principal or the principal NATO nonimmigrant through whom you derive your status are posted at a national component or as an exchange officer, submit Form I-539 to your embassy for proper filing through official diplomatic channels.
4. For a change of status from A, G, or NATO classifications to another nonimmigrant classification, file Form I-539 with the USCIS Service Center designated to handle the new nonimmigrant classification sought. You must submit with Form I-539 an endorsement by the U.S. Department of State Visa Office, or a USUN official at **Part 7** on the Form I-566, Interagency Record of Request-A, G, or NATO Dependent Employment Authorization or Change/Adjustment to/from A, G, or NATO Status.
5. For extensions of stay for A-3, G-5, or NATO-7 nonimmigrants, submit your application through your embassy, international organization, or NATO command for proper filing through official diplomatic channels.

F. V Nonimmigrants

Follow the filing instructions on Form I-539, Supplement A, Filing Instructions for V Nonimmigrants.

Washington, D.C. 20008.

- b. For change of status requests to G classification for employment with a foreign government's mission to the United Nations or with the United Nations Secretariat, mail Form I-539 **through the foreign government's mission or the UN Secretariat** to:

U.S. Mission to the United Nations
799 United Nations Plaza
New York, NY 10017.

- c. For a dependent spouse or child requesting a change of status to a NATO classification based on the principal's classification as a NATO nonimmigrant, mail Form I-539 to:

NATO/HQ SACT Legal Affairs
7857 Blandy Road
Suite 100
Norfolk, VA 23551.

If you or the principal or the principal NATO nonimmigrant through whom you derive your status are posted at a national component or as an exchange officer, submit Form I-539 to your embassy for proper filing through official diplomatic channels.

- d. For a change of status from A, G, or NATO classifications to another nonimmigrant classification, file Form I-539 with the **USCIS Dallas Lockbox facility. See address below.**

You must submit an endorsement by the U.S. Department of State Visa Office, or a USUN official at **Part 7** on the Form I-566, Interagency Record of Request-A, G, or NATO Dependent Employment Authorization or Change/Adjustment to/from A, G, or NATO Status, **with Form I-539.**

- e. For extensions of stay for A-3, G-5, or NATO-7 nonimmigrants, submit your application through your embassy, international organization, or NATO command for proper filing through official diplomatic channels.

5. Applicants filing as a dependant under the category "E-2 CNMI Investor nonimmigrant."

Applicants who are filing Form I-539 under the nonimmigrant status of E-2 CNMI Investor must file their Form I-539 with the USCIS California Service Center regardless of

whether filing with the principal's Form I-129.

For U.S. Postal Service:

USCIS
California Service Center
ATTN: E-2 CNMI
P.O. Box 10698
Laguna Niguel, CA 92607-1098

For Express mail and courier deliveries:

USCIS
California Service Center
ATTN: E-2 CNMI
24000 Avila Road
2d Floor Room 2312
Laguna Niguel, CA 92677

6. Applicants filing under the category "CW-2 nonimmigrant;"

Applicants who are filing Form I-539 under the nonimmigrant status of CW-2 must file their Form I-539 with the **USCIS California Service Center** regardless of whether filing with the principal's Form I-129CW.

For U.S. Postal Service:

USCIS
California Service Center
ATTN: CW-2
P.O. Box 10698
Laguna Niguel, CA 92607-1098

For Express mail and courier deliveries:

USCIS
California Service Center
ATTN: CW
24000 Avila Road
2d Floor, Room 2312
Laguna Niguel, CA 92677

7. All other Form I-539 filings should be sent to the USCIS Dallas Lockbox facility. See address below.

For U.S. Postal Service:

USCIS
P.O. Box 660166
Dallas, TX 75266

	<p>For Express mail and courier deliveries</p> <p>USCIS Attn: I-539 2501 S. State Highway 121 Business Suite 400 Lewisville, TX 75067</p> <p>E-Notification If you are filing your Form I-539 at one of the USCIS Lockbox facilities, you may elect to receive an email and/or text message notifying you that your application has been accepted. You must complete Form G-1145, E-Notification of Application/Petition Acceptance, and clip it to the first page of your application. To download a copy of Form G-1145, including the instructions, click on the link www.uscis.gov "FORMS."</p>
<p>G. Updated Filing Address Information</p> <p>The filing addresses provided on this form reflect the most current information as of the date this form was last printed.</p> <p>If you are filing Form I-539 more than 30 days after the latest edition date shown in the lower right-hand corner, visit us online at www.uscis.gov before you file, and check the Immigration Forms page to confirm the correct filing address and version currently in use. Check the edition date located in the lower right-hand corner of the form. If the edition date on your Form I-539 matches the edition date listed for Form I-539 on the online forms page, your version is current and will be accepted by USCIS. If the edition date on the online version is later, download a copy and use the online version. If you do not have Internet access, call Customer Service at 1-800-375-5283 to verify the current filing address and edition date.</p>	<p>(Moved to beginning of "Where to File" section to be consistent with other forms. See above.)</p>
<p>H. Note on E-Filing</p> <p>If you are e-filing this application, it will automatically be routed to the appropriate Service Center, and you will receive a receipt indicating the location to which it was routed. This</p>	<p>(moved to beginning of form)</p>

<p>location may not necessarily be the same center shown in the filing addresses listed above. For e-filed applications, it is very important to review your filing receipt and make specific note of the receiving location.</p> <p>All further communication, including submission of supporting documents, should be directed to the receiving location indicated on your e-filing receipt</p>	
	<p>Add a new section after E-notification:</p> <p>I. Special information for applicants residing in the the Commonwealth of the Northern Mariana Islands (CNMI):</p> <p>If the applicant is lawfully present in the CNMI as described in 8 CFR 212.4(k), the applicant may also apply for a change of status with this form without having to seek consular processing. The request for the initial change of status must be accompanied by an additional biometrics service fee as described in section 8 CFR 103.7(b)(1) and evidence of the applicant's lawful presence. The applicant will be required to submit biometric information before the initial change of status is granted.</p>
<p>P. 8, What is the Filing Fee?</p> <p>An additional biometric fee of \$80 is required when filing this Form I-539 for V nonimmigrant or CW-2 nonimmigrant status. After you submit Form I-539, USCIS will notify you about when and where to go for biometric services.</p>	<p>What is the Filing Fee?</p> <p>An additional biometric fee of \$80 is required when filing this Form I-539 for V nonimmigrant or certain CW-2 nonimmigrant status. After you submit Form I-539, USCIS will notify you about when and where to go for biometric services.</p>

Implementing these changes:

These changes will take effect upon approval from OMB, except for the following:

The "Special information for applicants residing in the CNMI" section will not take effect until the Final Conforming Rule that is currently with the Department of Justice, "Application of Immigration Regulations to the Commonwealth of the Northern Mariana Islands," RIN 1615-AB77, becomes effective. See highlighted text above.

All references to the CNMI, classifications CW-1 and CW-2, Form I-129CW will not take effect until the Final Rule, "Application of Immigration Regulations to the Commonwealth of the Northern Mariana Islands Transitional Workers," RIN 1615-AB76, becomes effective. See text above.

All references to the E-2 CNMI Investor will not take effect until the Final Rule "E-2 Nonimmigrant Status for Aliens in the Commonwealth of the Northern Mariana Islands with Long-Term Investor Status," RIN 1615-AB75, becomes effective. See highlighted text under number 5 above.