


# NPHPSP Reporting System Version 2 - Website Screen Shots

## NPHPSP Reporting System – Main Screen



National Public Health Performance Standards Program

**Home Page**  
**Partner Links**  
- APHA  
- ASTHO  
- CDC  
- NACCHO  
- NALBOH  
- NNPHI  
- PHF

**Next Steps**  
**Help**  
**FAQs**  
**Contact Us**

Welcome to the National Public Health Performance Standards Program (NPHPSP) data reporting page. This site allows users of the NPHPSP instruments to request user IDs, input data from their current performance assessment, and retrieve reports from both current and past assessments.

If you are new to the NPHPSP or are considering using the instrument for your public health system or board of health please visit the [Centers for Disease Control and Prevention \(CDC\) NPHPSP website](#) for more information or use the contact links at left.

To enter or access performance data, you must have a User ID and password to log into this system. When registering for a new User ID, select "Local" as your User Type if you are completing the Local Public Health System Instrument, select "State" if you are completing the State Public Health System Instrument, and select "Governance" if you are completing the Local Public Health Governance Instrument. Every single jurisdiction or Board is assigned to a unique User ID.

If you are submitting data on behalf of a jurisdiction or Board that completed the NPHPSP assessment, please fill out the associated name of the jurisdiction or Board, mailing address, and contact information in the new User ID request form below. Need to register for bulk or multiple User IDs? Contact the NPHPSP Data System Support at (202) 218-4411 or [nphpsp-support@phf.org](mailto:nphpsp-support@phf.org) for assistance.

Please note that this website functions best using the latest version of Internet Explorer.

**Register for a New User ID**

Name of Jurisdiction (health department/Board)

Address

City:

State:

Zip Code:

County/Countries:

Tribal Organization: Yes  No

User Type:

Does this jurisdiction have a previous ID?  
Yes  No  Provide if Known:

**Main Contact for the NPHPSP Assessment (health department/Board contact):**

First Name:

Last Name:

E-mail:

Phone (ex: 000-000-0000):

Will the main contact also be entering data into the system?  
Yes  No

If "No" please provide information below

First Name:

Last Name:


E-mail:


**Login**

User ID:

Password:

[Forgot Password?](#)

NPHPSP Coordinated by:  
  
CENTERS FOR DISEASE CONTROL AND PREVENTION

Data System Managed by:  
  
Public Health Foundation

Done

Internet 100%

NPHPSP Reporting System – Next Steps Page



- Home Page
- Partner Links
  - APHA
  - ASTHO
  - CDC
  - NACCHO
  - NALBOH
  - NNPHI
  - PHF
- Next Steps
- Help
- FAQs
- Contact Us

» NEXT STEPS

**Finding Tools and Resources for Performance Improvement** After you have your reports and data, what are your next steps? The resources listed below can help keep your momentum going! You can turn to them immediately, or after you have selected a specific EPHS, standard, or other areas for improvement. You can also mine these resources before you decide on your final priorities.

**Start finding the information you need to improve!** Search the NPHPSP Online Resource Center for State, Local, and Governance resources. This powerful database lets you search by model standard, essential public health service, and keyword.



NPHPSP Coordinated by:



Data System Managed by:



In addition to the NPHPSP Online Resource Center's searchable database, here are some resources to get you started:

1. Check out the [Post-Assessment Toolkit](#) on the CDC web site, complete with sample follow-up letters, improvement plans, priority setting guides, and other links.
2. See what the [User Guide](#) says about "[After We Complete the Assessment, What Next?](#)"
  - Organize Participation for Performance Improvement
  - Prioritize Areas for Action
  - Explore "Root Causes" of Performance
  - Develop and Implement Improvement Plans
  - Regularly Monitor and Report Progress
3. Get to action and outcomes using NACCHO's [Mobilizing for Action through Planning and Partnership \(MAPP\)](#) tool. MAPP provides a community-based process for using NPHPSP assessment results in identifying areas for improvement and action planning.
4. Join the NPHPSP "User Calls," held the 3rd Tuesday of every month at 2 PM Eastern. Hear what others are doing, get inspired, and ask for advice. To receive notices of the calls, contact the [National Network of Public Health Institutes](#). Registration is free.

[Send Feedback](#)

Add this email to avoid it going into junk mail: [nphpsp-support@phf.org](mailto:nphpsp-support@phf.org)



## NPHPSP Reporting System Version 2 - Website Screen Shots

### NPHPSP Reporting System – Help Page



- Home Page
- Partner Links
  - APHA
  - ASTHO
  - CDC
  - NACCHO
  - NALBOH
  - NNPHI
  - PHF
- Next Steps
- Help
- FAQs
- Contact Us

#### » HELP

For assistance with User IDs, entering assessment data, reports, or problems with the reporting system web site, contact the Public Health Foundation (PHF) at (202) 218-4411 or [nphpsp-support@phf.org](mailto:nphpsp-support@phf.org).

NPHPSP Coordinated by:



Data System Managed by:



[Send Feedback](#)

Add this email to avoid it going into junk mail: [nphpsp-support@phf.org](mailto:nphpsp-support@phf.org)



NPHPSP Reporting System – Frequently Asked Questions Guidance

**NPHPSP**  
National Public Health Performance Standards Program

**Version 2 Data Entry and Report Generation  
Frequently Asked Questions**

*The Frequently Asked Questions (FAQs) are separated into four sections: User ID and Password, Individual versus Bulk ID request, Entering and Submitting Data, and Report Generation.*

**I. User ID and Password**

1. How do I get a User ID?  
Visit the NPHPSP data reporting home page at [www.nphpsp-results.org](http://www.nphpsp-results.org). On this website, you can register for a new User ID, log in to enter data and download a report.
2. What information do I need to register for a new User ID?  
The following fields are required: name of jurisdiction or board, work address, city, state, zip code, tribal organization (yes or no), user type (local, state or governance), previous User ID (yes or no), main contact for the NPHPSP assessment, and password (minimum of 6 characters). We recommend choosing a non-personal password that isn't linked to personal accounts.
3. Do I need to enter information for an alternate contact?  
No. The inclusion of an alternate contact is optional, but is encouraged and may be needed under certain circumstances. For example, many sites may be interested in including both the health official (or other senior management representative) and a staff person who might be responsible for data entry. Alternatively, an alternate contact may be needed if data entry is contracted out to a third party or one person is coordinating data entry for multiple jurisdictions. Both the main and alternate contacts receive an email with the User ID and password.
4. I completed the Version 1 assessment. Can I use my last User ID and password to complete the Version 2 assessment?  
No, please register for a new User ID. On the User ID registration form, you have the option of providing your Version 1 User ID, which will facilitate linking Version 1 and Version 2 reports once that feature is available.
5. I completed the Version 2 assessment two years ago and would like to complete it again. Should I register for a new User ID?  
No, you can complete more than one assessment associated with the same User ID. After logging in to the NPHPSP data Reporting Reference Manager, Report Center page and select "Close Instrument". This will migrate reports and data to the Report Center History page and clear out the Report Center History Page, accessible through the Report Center page, you can view active and closed instruments reports and data.


## NPHPSP Reporting System Version 2 - Website Screen Shots

### NPHPSP Reporting System – Contact Us Page




Home Page	
Partner Links	» CONTACT US
- APHA	For questions about the program, instruments, resources, training requests, or other non-technical issues, contact the Centers for Disease Control and Prevention (CDC).
- ASTHO	NPHPSP Website with FAQs: <a href="http://www.cdc.gov/od/ocph/nphpsp/PDF/FAQ.pdf">http://www.cdc.gov/od/ocph/nphpsp/PDF/FAQ.pdf</a>
- CDC	Phone: (800) 747-7649
- NACCHO	E-mail: <a href="mailto:nhpsp@cdc.gov">nhpsp@cdc.gov</a>
- NALBOH	
- NNPHI	
- PHF	
Next Steps	For assistance with User IDs, entering assessment data, reports, or problems with the reporting system web site, contact the Public Health Foundation (PHF) at (202) 218-4411 or <a href="mailto:nhpsp-support@phf.org">nhpsp-support@phf.org</a> .
Help	
FAQs	
Contact Us	

NPHPSP Coordinated by:



Centers for Disease Control and Prevention

Data System Managed by:




Public Health Foundation

[Send Feedback](#)  
Add this email to avoid it going into junk mail: [nhpsp-support@phf.org](mailto:nhpsp-support@phf.org)



## NPHPSP Reporting System Version 2 - Website Screen Shots

### NPHPSP Reporting System – New User ID Registration and User Log-In



National Public Health Performance Standards Program

**Home Page**  
**Partner Links**  
- APHA  
- ASTHO  
- CDC  
- NACCHO  
- NALBOH  
- NNPHI  
- PHF

**Next Steps**  
**Help**  
**FAQs**  
**Contact Us**

Welcome to the National Public Health Performance Standards Program (NPHPSP) data reporting page. This site allows users of the NPHPSP instruments to request user IDs, input data from their current performance assessment, and retrieve reports from both current and past assessments.

If you are new to the NPHPSP or are considering using the instrument for your public health system or board of health please visit the [Centers for Disease Control and Prevention \(CDC\) NPHPSP website](#) for more information or use the contact links at left.

To enter or access performance data, you must have a User ID and password to log into this system. When registering for a new User ID, select "Local" as your User Type if you are completing the Local Public Health System Instrument, select "State" if you are completing the State Public Health System Instrument, and select "Governance" if you are completing the Local Public Health Governance Instrument. Every single jurisdiction or Board is assigned to a unique User ID.

If you are submitting data on behalf of a jurisdiction or Board that completed the NPHPSP assessment, please fill out the associated name of the jurisdiction or Board, mailing address, and contact information in the new User ID request form below. Need to register for bulk or multiple User IDs? Contact the NPHPSP Data System Support at (202) 218-4411 or [nphpsp-support@phf.org](mailto:nphpsp-support@phf.org) for assistance.

Please note that this website functions best using the latest version of Internet Explorer.

**Register for a New User ID**

Name of Jurisdiction (health department/Board)

Address

City:

State:

Zip Code:

County/Countries:

Tribal Organization: Yes  No

User Type:

Does this jurisdiction have a previous ID?  
Yes  No  Provide if Known:

**Main Contact for the NPHPSP Assessment (health department/Board contact):**

First Name:

Last Name:

E-mail:

Phone (ex: 000-000-0000):

Will the main contact also be entering data into the system?  
Yes  No

If "No" please provide information below

First Name:

Last Name:


E-mail:


**Login**

User ID:

Password:

[Forgot Password?](#)

NPHPSP Coordinated by:  
  
CENTERS FOR DISEASE CONTROL AND PREVENTION

Data System Managed by:  
  
Public Health Foundation

Internet 100%

# NPHPSP Reporting System Version 2 - Website Screen Shots


## NPHPSP Reporting System – Welcome User Page after Secure Log-in



You are logged in as DC0001 | [LOGOUT](#)


<b>Home Page</b>	<h3>Welcome to the NPHPSP Survey and Reporting Center</h3> <hr/> <p>Use the menu on the left to complete the following instruments:</p> <ul style="list-style-type: none"><li><b>Performance Assessment</b> – the updated "Version 2" of the NPHPSP assessment instrument for public health systems.</li><li><b>Respondent Information Form</b> – a short survey that all sites must complete to provide basic demographic information about the jurisdiction, public health agency, participants in the assessment process and other basic data.</li><li><b>Priority of Model Standards [optional]</b> – a supplemental and optional questionnaire that asks about the "priority" of addressing each model standard. Those that complete these questions get an additional component to their reports, which rank their scores in relation to how they have prioritized standards. This new component is intended to strengthen and better catalyze the performance improvement activities that should occur as a result of the assessment process. Those that complete these questions get an additional component to their reports.</li><li><b>Agency Contribution [optional]</b> – a supplemental and optional questionnaire that asks about the public health agency contribution to each model standard. Those that complete these questions get an additional component to their reports.</li></ul>
<b>Questionnaires</b> <ul style="list-style-type: none"><li>- Performance Assessment</li><li>- Respondent Information Form</li><li>- Priority of Model Standards</li><li>- Agency Contribution</li></ul>	
<b>Report Center</b>	<p><b>The Report Center:</b></p> <p>The Report Center gives you access to your partial/complete reports based on the data entered in the questionnaires. It also gives you access for you to download raw data and have access to previous years' reports.</p>
<b>Partner Links</b> <ul style="list-style-type: none"><li>- APHA</li><li>- ASTHO</li><li>- CDC</li><li>- NAACCHO</li><li>- NALBOH</li><li>- NNPHI</li><li>- PHF</li></ul>	
<b>Next Steps</b>	
<b>Help</b>	
<b>FAQs</b>	
<b>Contact Us</b>	

NPHPSP Coordinated by:



Centers for Disease Control and Prevention

Data System Managed by:




Public Health Foundation

[Send Feedback](#)

Add this email to avoid it going into junk mail: [nphpsp-support@phf.org](mailto:nphpsp-support@phf.org)




NPHPSP Reporting System – Performance Assessment Questionnaire Page




You are logged in as DC0001 | [LOGOUT](#)

Performance Assessment Questionnaire:	
<b>1. Monitor Health Status To Identify Community Health Problems</b>	
<a href="#">1.1 Planning and Implementation</a>	Completed
<a href="#">1.2 State-Local Relationships</a>	Completed
<a href="#">1.3 Performance Management and Quality Improvement</a>	Completed
<a href="#">1.4 Public Health Capacity and Resources</a>	Completed
<b>2. Diagnose And Investigate Health Problems and Health Hazards</b>	
<a href="#">2.1 Planning and Implementation</a>	Completed
<a href="#">2.2 State-Local Relationships</a>	Completed
<a href="#">2.3 Performance Management and Quality Improvement</a>	Completed
<a href="#">2.4 Public Health Capacity and Resources</a>	Completed
<b>3. Inform, Educate, And Empower People about Health Issues</b>	
<a href="#">3.1 Planning and Implementation</a>	Completed
<a href="#">3.2 State-Local Relationships</a>	Completed
<a href="#">3.3 Performance Management and Quality Improvement</a>	Completed
<a href="#">3.4 Public Health Capacity and Resources</a>	Completed
<b>4. Mobilize Community Partnerships to Identify and Solve Health Problems</b>	
<a href="#">4.1 Planning and Implementation</a>	Completed
<a href="#">4.2 State-Local Relationships</a>	Completed
<a href="#">4.3 Performance Management and Quality Improvement</a>	Completed
<a href="#">4.4 Public Health Capacity and Resources</a>	Completed
<b>5. Develop Policies and Plans that Support Individual and Community Health Efforts</b>	
<a href="#">5.1 Planning and Implementation</a>	Completed
<a href="#">5.2 State-Local Relationships</a>	Completed
<a href="#">5.3 Performance Management and Quality Improvement</a>	Completed
<a href="#">5.4 Public Health Capacity and Resources</a>	Completed
<b>6. Enforce Laws and Regulations that Protect Health and Ensure Safety</b>	
<a href="#">6.1 Planning and Implementation</a>	Completed
<a href="#">6.2 State-Local Relationships</a>	Completed
<a href="#">6.3 Performance Management and Quality Improvement</a>	Completed
<a href="#">6.4 Public Health Capacity and Resources</a>	Completed
<b>7. Link People to Needed Personal Health Services and Assure the Provision of Health Care when Otherwise Unavailable</b>	
<a href="#">7.1 Planning and Implementation</a>	Completed

NPHPSP Coordinated by:




Data System Managed by:





NPHSP Reporting System – Performance Assessment Questionnaire Detail Page


You are logged in as DC0001 | [LOGOUT](#)

---

**Home Page**

**Questionnaires**

- Performance Assessment
- Respondent Information Form
- Priority of Model Standards
- Agency Contribution

**Report Center**

**Partner Links**

- APHA
- ASTHO
- CDC
- NACCHO
- NALBOH
- NNPHI
- PHF

**Next Steps**

**Help**

**FAQs**

**Contact Us**

**Performance Assessment Questionnaire Details:**

[Back to Questionnaire Status Page](#)

Enter assessment notes for this standard (optional)

Everyone has different roles in collecting data; District does not use a systematic approach for collection of data; Different agencies utilize different methods to obtain data.

**1.1.1 Does the SPHS use surveillance and monitoring programs designed to measure the health status of the states population?**

NO  
  MIN  
  MOD  
  SIG  
  OPT

1.1.1.1 Do these programs Identify data required for monitoring health status?

NO  
  MIN  
  MOD  
  SIG  
  OPT

[Enter discussion Toolbox data \(optional\)](#)

1.1.1.2 Do these programs Identify the methods for data collection and storage?

NO  
  MIN  
  MOD  
  SIG  
  OPT

1.1.1.3 Do these programs Identify the roles of state and local governmental agencies and relevant non-governmental agencies in the collection of health data?

NO  
  MIN  
  MOD  
  SIG  
  OPT

1.1.1.4 Do these programs Facilitate access to health-related data for state and local partners, researchers and other interested groups?

NO  
  MIN  
  MOD  
  SIG  
  OPT

**1.1.2 Does the SPHS regularly compile and provide health data in useable products to a variety of health data users?**

1.1.2.1 Do these state data products use National health objectives, such as Healthy People objectives?

NO  
  MIN  
  MOD  
  SIG  
  OPT

1.1.2.2 Do these state data products use Linked data from diverse sources, (e.g., universities, hospitals, managed care organizations, and health departments)?

NO  
  MIN  
  MOD  
  SIG  
  OPT

1.1.2.3 Do these state data products use Geo-coded data for geographic analysis?

NO  
  MIN  
  MOD  
  SIG  
  OPT

1.1.2.4 Do these state data products use Population health registries (e.g., cancer incidence, birth defects)?

NO  
  MIN  
  MOD  
  SIG  
  OPT

1.1.2.5 Do these state data products use A uniform set of health indicators to describe the health of the states population?

NO  
  MIN  
  MOD  
  SIG  
  OPT

1.1.2.6 Do these state data products use A web-based data query system?

NO  
  MIN  
  MOD  
  SIG  
  OPT

1.1.2.7 Do these state data products use Data reporting capability that allows electronic data exchange?

NO  
  MIN  
  MOD  
  SIG  
  OPT

[Enter discussion Toolbox data \(optional\)](#)

1.1.3 Does the SPHS publish or disseminate health related data into one or more documents that collectively describe the prevailing health of

NPHPSP Reporting System – Respondent Information Form Questionnaire Page



You are logged in as DC0001 | [LOGOUT](#)

- Home Page
- Questionnaires
  - Performance Assessment
  - Respondent Information Form
  - Priority of Model Standards
  - Agency Contribution
- Report Center
- Partner Links
  - APHA
  - ASTHO
  - CDC
  - NAACCHO
  - NALBOH
  - NNPHI
  - PHF
- Next Steps
- Help
- FAQs
- Contact Us

**Respondent Information Form:**

**Demographic Information**

Name of State Public Health Agency:

Mailing Address:

City:

State:

ZipCode:

Phone (ex: 000-000-0000):

Fax (ex: 000-000-0000):

Email:

Agency Website URL:

Name of State Health Official:

**Main Contact Information (health department contact):**

First Name:

Last Name:

Phone (ex: 000-000-0000):

E-mail:

**Alternate Contact Information:**

First Name:

Last Name:

Phone (ex: 000-000-0000):


E-mail:

**1. What Is The Current Population Of Your State?**

A. Population (Please enter a single number. [Find data from the U.S. Census Bureau](#)):

B. Year Of Population Estimate:

**2. How Many People Are Employed By Your State Public Health Agency? Total FTEs:**



NPHPSP Reporting System – Priority of Model Standards (Optional Questionnaire) Page

You are logged in as DC0001 | [LOGOUT](#)

**Home Page**

**Questionnaires**

- Performance Assessment
- Respondent Information Form
- Priority of Model Standards
- Agency Contribution

**Report Center**

**Partner Links**

- APHA
- ASTHO
- CDC
- NACCHO
- NALBOH
- NNPHI
- PHF

**Next Steps**

**Help**

**FAQs**

**Contact Us**

**Priority of Model Standards Questionnaire:**

---

**1. Monitor Health Status To Identify Community Health Problems**

P 1.1 On a scale of 1 to 10, what is the priority of this model standard - Planning and Implementation around Essential Service 1 - to our state public health system? 9

P 1.2 On a scale of 1 to 10, what is the priority of this model standard - State-Local Relationships around Essential Service 1 - to our state public health system? 7

P 1.3 On a scale of 1 to 10, what is the priority of this model standard - Performance Management and Quality Improvement - around Essential Service 1 to our state public health system? 7

P 1.4 On a scale of 1 to 10, what is the priority of this model standard - Public Health Capacity and Resources - around Essential Service 1 to our state public health system? 7

---

**2. Diagnose And Investigate Health Problems and Health Hazards**

P 2.1 On a scale of 1 to 10, what is the priority of this model standard - Planning and Implementation - around Essential Service 2 to our state public health system? 8

P 2.2 On a scale of 1 to 10, what is the priority of this model standard - State-Local Relationships - around Essential Service 2 to our state public health system? 6

P 2.3 On a scale of 1 to 10, what is the priority of this model standard - Performance Management and Quality Improvement - around Essential Service 2 to our state public health system? 5

P 2.4 On a scale of 1 to 10, what is the priority of this model standard - Public Health Capacity and Resources - around Essential Service 2 to our state public health system? 5

---

**3. Inform, Educate, And Empower People about Health Issues**

P 3.1 On a scale of 1 to 10, what is the priority of this model standard - Planning and Implementation - around Essential Service 3 to our state public health system? 7

P 3.2 On a scale of 1 to 10, what is the priority of this model standard - State-Local Relationships - around Essential Service 3 to our state public health system? 5

P 3.3 On a scale of 1 to 10, what is the priority of this model standard - Performance Management and Quality Improvement - around Essential Service 3 to our state public health system? 5

P 3.4 On a scale of 1 to 10, what is the priority of this model standard - Public Health Capacity and Resources - around Essential Service 3 to our state public health system? 6

---

**4. Mobilize Community Partnerships to Identify and Solve Health Problems**

P 4.1 On a scale of 1 to 10, what is the priority of this model standard - Planning and Implementation - around Essential Service 4 to our state public health system? 10

P 4.2 On a scale of 1 to 10, what is the priority of this model standard - State-Local Relationships - around Essential Service 4 to our state public health system? 8

P 4.3 On a scale of 1 to 10, what is the priority of this model standard - Performance Management and Quality Improvement - around Essential Service 4 to our state public health system? 6

P 4.4 On a scale of 1 to 10, what is the priority of this model standard - Public Health Capacity and Resources - around Essential Service 4 to our state public health system? 8

---

**5. Develop Policies and Plans that Support Individual and Community Health Efforts**


P 5.1 On a scale of 1 to 10, what is the priority of this model standard - Planning and Implementation - around Essential Service 5 to our state public health system? 7

P 5.2 On a scale of 1 to 10, what is the priority of this model standard - State-Local Relationships - around Essential Service 5 to our state public health system? 5

P 5.3 On a scale of 1 to 10, what is the priority of this model standard - Performance Management and Quality Improvement - around Essential Service 5 to our state public health system? 4


P 5.4 On a scale of 1 to 10, what is the priority of this model standard - Public Health Capacity and Resources - around Essential Service 5 to our state public health system? 6

NPHPSP Coordinated by:



Centers for Disease Control and Prevention

Data System Managed by:





Public Health Foundation

NPHSP Reporting System – Agency Contribution (Optional Questionnaire) Page



You are logged in as DC0001 | [LOGOUT](#)

<p><b>Home Page</b></p> <p><b>Questionnaires</b></p> <ul style="list-style-type: none"> <li>- Performance Assessment</li> <li>- Respondent Information Form</li> <li>- Priority of Model Standards</li> <li>- Agency Contribution</li> </ul> <p><b>Report Center</b></p> <p><b>Partner Links</b></p> <ul style="list-style-type: none"> <li>- APHA</li> <li>- ASTHO</li> <li>- CDC</li> <li>- NACCHO</li> <li>- NALBOH</li> <li>- NNPHI</li> <li>- PHF</li> </ul> <p><b>Next Steps</b></p> <p><b>Help</b></p> <p><b>FAQs</b></p> <p><b>Contact Us</b></p>	<p><b>Agency Contribution Questionnaire:</b></p>
<p>NPHSP Coordinated by:</p>  <p>Centers for Disease Control and Prevention</p> <p>Data System Managed by:</p>  <p>Public Health Foundation</p>	<p><b>1. Monitor Health Status To Identify Community Health Problems</b></p> <p>A 1.1 How much of this model standard - Planning and Implementation around Essential Service 1 - is achieved through the direct contribution of the state public health agency? <span style="float: right;">51-75% ▾</span></p> <p>A 1.2 How much of this model standard - State-Local Relationships around Essential Service 1 - is achieved through the direct contribution of the state public health agency? <span style="float: right;">26-50% ▾</span></p> <p>A 1.3 How much of this model standard - Performance Management and Quality Improvement around Essential Service 1 - is achieved through the direct contribution of the state public health agency? <span style="float: right;">26-50% ▾</span></p> <p>A 1.4 How much of this model standard - Public Health Capacity and Resources around Essential Service 1 - is achieved through the direct contribution of the state public health agency? <span style="float: right;">26-50% ▾</span></p> <p><b>2. Diagnose And Investigate Health Problems and Health Hazards</b></p> <p>A 2.1 How much of this model standard - Planning and Implementation around Essential Service 2 - is achieved through the direct contribution of the state public health agency? <span style="float: right;">26-50% ▾</span></p> <p>A 2.2 How much of this model standard - State-Local Relationships around Essential Service 2 - is achieved through the direct contribution of the state public health agency? <span style="float: right;">51-75% ▾</span></p> <p>A 2.3 How much of this model standard - Performance Management and Quality Improvement around Essential Service 2 - is achieved through the direct contribution of the state public health agency? <span style="float: right;">26-50% ▾</span></p> <p>A 2.4 How much of this model standard - Public Health Capacity and Resources around Essential Service 2 - is achieved through the direct contribution of the state public health agency? <span style="float: right;">26-50% ▾</span></p> <p><b>3. Inform, Educate, And Empower People about Health Issues</b></p> <p>A 3.1 How much of this model standard - Planning and Implementation around Essential Service 3 - is achieved through the direct contribution of the state public health agency? <span style="float: right;">51-75% ▾</span></p> <p>A 3.2 How much of this model standard - State-Local Relationships around Essential Service 3 - is achieved through the direct contribution of the state public health agency? <span style="float: right;">26-50% ▾</span></p> <p>A 3.3 How much of this model standard - Performance Management and Quality Improvement around Essential Service 3 - is achieved through the direct contribution of the state public health agency? <span style="float: right;">26-50% ▾</span></p> <p>A 3.4 How much of this model standard - Public Health Capacity and Resources around Essential Service 3 - is achieved through the direct contribution of the state public health agency? <span style="float: right;">51-75% ▾</span></p> <p><b>4. Mobilize Community Partnerships to Identify and Solve Health Problems</b></p> <p>A 4.1 How much of this model standard - Planning and Implementation around Essential Service 4 - is achieved through the direct contribution of the state public health agency? <span style="float: right;">51-75% ▾</span></p> <p>A 4.2 How much of this model standard - State-Local Relationships around Essential Service 4 - is achieved through the direct contribution of the state public health agency? <span style="float: right;">26-50% ▾</span></p> <p>A 4.3 How much of this model standard - Performance Management and Quality Improvement around Essential Service 4 - is achieved through the direct contribution of the state public health agency? <span style="float: right;">0-25% ▾</span></p> <p>A 4.4 How much of this model standard - Public Health Capacity and Resources around Essential Service 4 - is achieved through the direct contribution of the state public health agency? <span style="float: right;">26-50% ▾</span></p> <p><b>5. Develop Policies and Plans that Support Individual and Community Health Efforts</b></p> <p>A 5.1 How much of this model standard - Planning and Implementation around Essential Service 5 - is achieved through the direct contribution of the state public health agency? <span style="float: right;">26-50% ▾</span></p>

NPHPSP Reporting System – Report Center Page

**Report Center**

**Your Report**

You must complete and submit the Performance Assessment Questionnaire and the Respondent Information Form in order to have access to a full report. Once data is submitted, you will not be able to change your responses. If desired, you may generate a partial report based on performance assessment data entered to date. All partial reports will be marked as "incomplete." Data from optional modules will be included in Final Reports only. If you choose to complete an optional module at a later date, you may re-generate your report with the optional section.

The "name to use on Report" text box next to the generate report button contains the name of your jurisdiction (health department) or Board that you submitted with your User ID registration or that you modified in the Respondent Information Form. When you generate the report, this text will appear on your report cover and on the header of each page of the report. You may modify the name field by entering in a different name into the text box below.

Performance Assessment Questionnaire Submitted  
Respondent Information Form Submitted  
Priority of Model Standards Questionnaire Submitted  
Agency Contribution Questionnaire Submitted

Name to use on Report

District of Columbia

Note: The report may take several seconds to download, depending on your internet connection speed.

**Raw Data**


[Performance Assessment Data](#)  
[Priority of Model Standards Data](#)  
[Agency Contribution Data](#)  
[Discussion Toolbox Data](#)  
[Assessment Notes Data](#)


**Close Instrument**

Select "Close Instrument" when you are ready to start a new instrument associated with the same jurisdiction or board. If you would like to submit data for a different jurisdiction or board, you must register for a new User ID. Once an instrument is closed, you will not be able to modify any questionnaire forms included with the previous instrument that haven't already been submitted. You can view closed reports and raw data in the "Report Center History" page.

**Report Center History**

Home Page  
Questionnaires  
- Performance Assessment  
- Respondent Information Form  
- Priority of Model Standards  
- Agency Contribution  
Report Center  
Partner Links  
- APHA  
- ASTHO  
- CDC  
- NACCHO  
- NALBOH  
- NNPHI  
- PHF  
Next Steps  
Help  
FAQs  
Contact Us

NPHPSP Coordinated by:  
  
CENTERS FOR DISEASE CONTROL AND PREVENTION

Data System Managed by:  
  
Public Health Foundation

You are logged in as DC0001 | [LOGOUT](#)

Internet 100%

NPHPSP Reporting System – Report of Results Download

**NPHPSP**  
National Public Health Performance Standards Program

You are logged in as DC0001 | [LOGOUT](#)

**Report Center**

**Your Report**

You must complete and submit the Performance Assessment Questionnaire and the Respondent Information Form in order to have access to a full report. Once data is submitted, you will not be able to change your responses. If desired, you may generate a partial report based on performance assessment data entered to date. All partial reports will be marked as "incomplete." Data from optional modules will be included in Final Reports only. If you choose to complete an optional module at a later date, you may re-generate your report with the optional section.

The "name to use on Report" text box next to the generate report button contains the name of your jurisdiction (health department) or Board that you submitted with your User ID registration or that you modified in the Respondent Information Form. When you generate the report, this text will appear on your report cover and on the header of each page of the report. You may modify the name field by entering in a different name into the text box below.

Performance Assessment Questionnaire  
Respondent Information Form  
Priority of Model Standards Questionnaire  
Agency Contribution Questionnaire

Name to use on Report  
District of Columbia

**Raw Data**

[Performance Assessment Data](#)  
[Priority of Model Standards Data](#)  
[Agency Contribution Data](#)  
[Discussion Toolbox Data](#)  
[Assessment Notes Data](#)

**Close Instrument**

Select "Close Instrument" when you are ready to start a new instrument associated with the same jurisdiction or board. If you would like to submit data for a different jurisdiction or board, you must register for a new User ID. Once an instrument is closed, you will not be able to modify any questionnaire forms included with the previous instrument that haven't already been submitted. You can view closed reports and raw data in the "Report Center History" page.

**Report Center History**

**File Download**

Do you want to open or save this file?

Name: DC0001\_ReportOfResults\_622010.doc  
Type: Microsoft Word Document, 151KB  
From: [nphpspreports.nphpsp-results.org](http://nphpspreports.nphpsp-results.org)

Always ask before opening this type of file

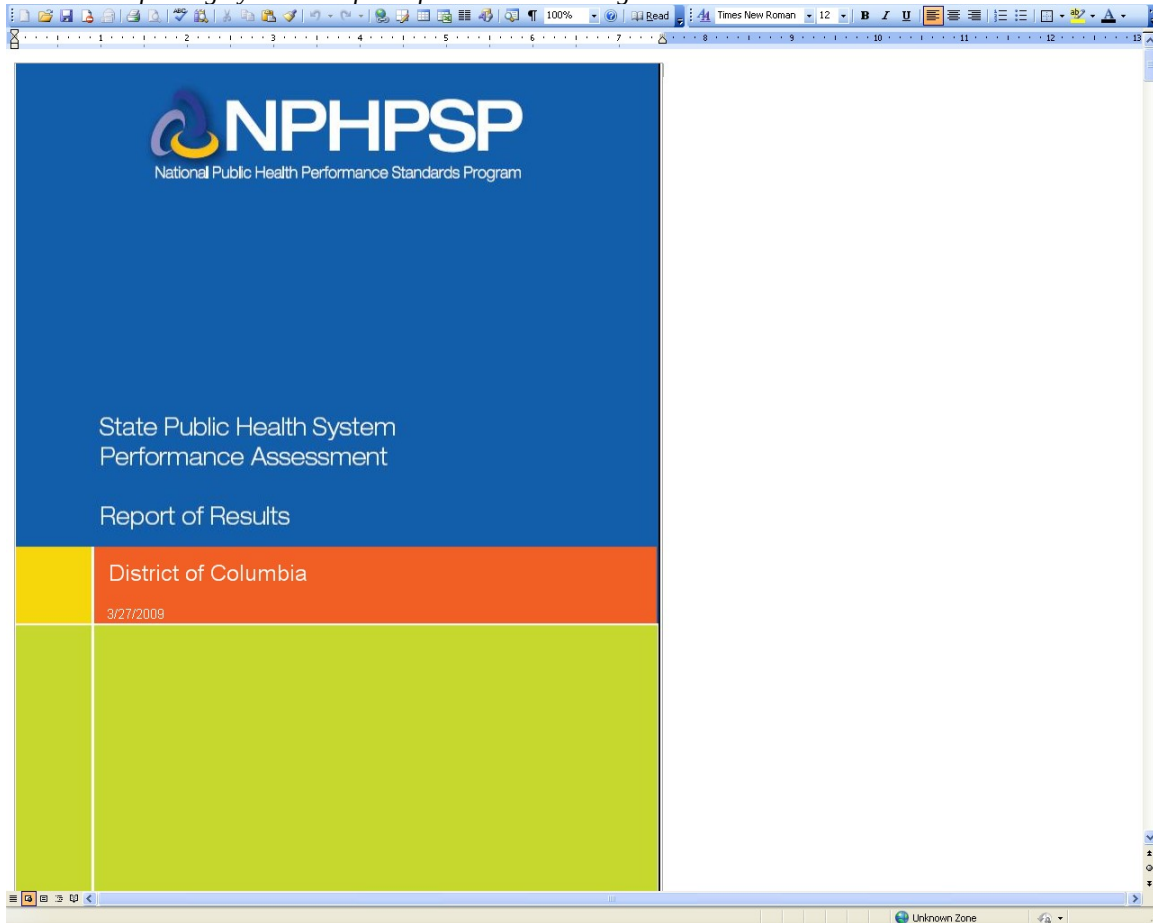
While files from the Internet can be useful, some files can potentially harm your computer. If you do not trust the source, do not open or save this file. [What's the risk?](#)

pending on your internet

Start downloading from site: <http://nphpspreports.nphpsp-results.org/ReportOfResultsState.aspx?Status=&Title=District%20of%20Co>

Internet 100%

NPHPSP Reporting System – Report of Results Cover Page



NPHPSP Reporting System – Report of Results Tables & Figures

State Public Health System Performance Assessment - Report of Results  
 District of Columbia  
 3/27/2009

**Figure 2: Rank ordered performance scores for each Essential Service**

Essential Service	Performance Score
8. Assure Workforce	34%
10. Research/Innovations	35%
9. Evaluate Services	36%
1. Monitor Health Status	43%
4. Mobilize Partnerships	50%
3. Educate/Empower	51%
2. Diagnose/Investigate	52%
7. Link to Health Services	52%
6. Enforce Laws	54%
5. Develop Policies/Plans	61%

**Figure 3: Rank ordered performance scores for each Essential Service, by level of activity**

Essential Service	Performance Score	Activity Level
8. Assure Workforce	34%	Minimal
10. Research/Innovations	35%	Minimal
9. Evaluate Services	36%	Minimal
1. Monitor Health Status	43%	Minimal
4. Mobilize Partnerships	50%	Minimal
3. Educate/Empower	51%	Significant
2. Diagnose/Investigate	52%	Significant
7. Link to Health Services	52%	Significant
6. Enforce Laws	54%	Significant
5. Develop Policies/Plans	61%	Significant


**Figure 2:** (above) displays each composite score from low to high, allowing easy identification of service domains where performance is relatively strong or weak.

**Figure 3:** (above) provides a composite picture of the previous two graphs. The range lines show the range of responses within an Essential Service. The color coded bars make it easier to identify which of the Essential Services fall in the five categories of performance activity.



NPHSP Reporting System – Report of Results Tables & Figures

State Public Health System Performance Assessment - Report of Results  
 District of Columbia  
 3/27/2009



**Table 2:** Summary of performance scores by Essential Public Health Service (EPHS) and model standard

Essential Public Health Service	Score
EPHS 1. Monitor Health Status To Identify Community Health Problems	43
1.1 Planning and Implementation	82
1.1.1 Surveillance and monitoring programs	66
1.1.2 Health data products accessible to data users	71
1.1.3 State health profile	100
1.1.4 Disease reporting system	81
1.1.5 Protection of personal health information	92
1.2 State-Local Relationships	22
1.2.1 Assistance in interpretation and use of health data	28
1.2.2 Uniform set of timely community-level health data	17
1.2.3 Assistance with local information and monitoring systems	21
1.3 Performance Management and Quality Improvement	25
1.3.1 Review effectiveness in monitoring efforts	25
1.3.2 Active performance management	25
1.4 Public Health Capacity and Resources	42
1.4.1 Commit financial resources	25
1.4.2 Coordinate system-wide organizational efforts	21
1.4.3 Workforce expertise	81
EPHS 2. Diagnose And Investigate Health Problems and Health Hazards	52
2.1 Planning and Implementation	56
2.1.1 Broad scope of surveillance programs	56
2.1.2 Enhanced surveillance capability	55
2.1.3 Statewide public health laboratory system	46
2.1.4 Laboratory analysis capabilities	56
2.1.5 Investigations of health problems	65
2.2 State-Local Relationships	52
2.2.1 Assistance with epidemiologic analysis	44
2.2.2 Assistance in using laboratory services	25
2.2.3 Guidance in handling public health problems and threats	63
2.2.4 Capability to deploy response teams to local areas, when needed	75
2.3 Performance Management and Quality Improvement	55
2.3.1 Review surveillance and investigation procedures	60
2.3.2 Active performance management	50
2.4 Public Health Capacity and Resources	46
2.4.1 Commit financial resources	25
2.4.2 Coordinate system-wide organizational efforts	50
2.4.3 Workforce expertise	63

NPHPSP Reporting System – Report of Results Tables & Figures

State Public Health System Performance Assessment - Report of Results  
 District of Columbia  
 3/27/2009

III. Overall, how well is the system achieving optimal activity levels?

**Figure 10:** Percentage of Essential Services scored in each level of activity

Activity Level	Percentage
Significant	50%
Moderate	50%
Optimal	0%
No activity	0%
Minimal	0%

**Figure 10:** displays the percentage of the system's Essential Services scores that fall within the five activity categories. This chart provides the site with a high level snapshot of the information found in Figure 3.

**Figure 11:** Percentage of model standards scored in each level of activity

Activity Level	Percentage
Significant	33%
Moderate	48%
Optimal	8%
No activity	0%
Minimal	13%

**Figure 11:** displays the percentage of the system's Model Standard scores that fall within the five activity categories.


**Figure 12:** Percentage of all questions scored in each level of activity

Activity Level	Percentage
Significant	26%
Moderate	35%
Minimal	29%
Optimal	5%
No activity	4%

**Figure 12:** displays the percentage of all scored questions that fall within the five activity categories. This breakdown provides a closer snapshot of the system's performance, showing variation that may be masked by the scores in Figures 10 and 11.

NPHPSP Reporting System – Report of Results Tables & Figures

State Public Health System Performance Assessment - Report of Results  
 District of Columbia  
 3/27/2009



Figures 13 and 14 (below) display Essential Services and model standards data within the following four categories using adjusted priority rating data:

**Quadrant I** (High Priority/Low Performance) - These important activities may need increased attention.  
**Quadrant II** (High Priority/High Performance) - These activities are being done well, and it is important to maintain efforts.  
**Quadrant III** (Low Priority/High Performance) - These activities are being done well, but the system can shift or reduce some resources or attention to focus on higher priority activities.  
**Quadrant IV** (Low Priority/Low Performance) - These activities could be improved, but are of low priority. They may need little or no attention at this time.


The priority data are calculated based on the percentage standard deviation from the mean. Performance scores above the median are displayed in the "high" performance quadrants. All other levels are displayed in the "low" performance quadrants. Essential Service data are calculated as a mean of model standard ratings within each Essential Service. In cases where performance scores and priority ratings are identical or very close, the numbers in these figures may overlap. To distinguish any overlapping numbers, please refer to the raw data or Table 4.

**Figure 13:** Scatter plot of Essential Service scores and priority ratings

Count	Quadrant	Priority	Performance Score
1	I	High	Low
4	I	High	Low
9	II	High	High
76	II	High	High
80	II	High	High
32	II	High	High
5	II	High	High

I (High Priority/Low Performance) - may need increased attention.  
 II (High Priority/High Performance) - important to maintain efforts.  
 III (Low Priority/High Performance) - potential areas to reduce efforts.  
 IV (Low Priority/Low Performance) - may need little or no attention.

State Public Health System Performance Assessment - Report of Results  
 District of Columbia  
 3/27/2009



NPHSP Reporting System Version 2 - Website Screen Shots

NPHSP Reporting System – Performance Assessment Data Excel Spreadsheet Download

Question	Score	Response	Response Value
1. Monitor	43		
1.1.1 Plannin	82		
1.1.1.1 Does	66	Moderate	50
1.1.1.1 Do these prog		Optimal	100
1.1.1.2 Do these prog		Optimal	100
1.1.1.3 Do these prog		Significant	75
1.1.1.4 Do these prog		Moderate	50
1.1.2 Does	71	Optimal	100
1.1.2.1 Do these stati		Optimal	100
1.1.2.2 Do these stati		Minimal	25
1.1.2.3 Do these stati		Moderate	50
1.1.2.4 Do these stati		Significant	75
1.1.2.5 Do these stati		No Activity	0
1.1.2.6 Do these stati		No Activity	0
1.1.2.7 Do these stati		Moderate	50
1.1.3 Does	100	Optimal	100
1.1.4 Does	81	Significant	75
1.1.4.1 Does the SPH		Significant	75
1.1.4.2 Does the SPH		Optimal	100
1.1.4.3 Does the SPH		Optimal	100
1.1.4.4 Does the SPH		Significant	75
1.1.5 Does	92	Optimal	100
1.1.5.1 Do these prot		Optimal	100
1.1.5.2 Do these prot		Optimal	100
1.1.5.3 Do these prot		Moderate	50
1.2 State-I	22		
1.2.1 Does	28	Minimal	25
1.2.1.1 Does the assi		Minimal	25
1.2.1.2 Does the assi		Moderate	50
1.2.1.3 Does the assi		Moderate	50
1.2.1.4 Does the assi		Minimal	25
1.2.1.5 Does the assi		No Activity	0
1.2.2 Does	17	No Activity	0
1.2.2.1 Do uniform da		Moderate	50
1.2.2.2 Do uniform da		Minimal	25
1.2.2.3 Do uniform da		Minimal	25
1.2.3 Does	21	Minimal	25
1.2.3.1 Does the assi		No Activity	0
1.2.3.2 Does the assi		Minimal	25
1.2.3.3 Does the assi		Minimal	25
1.3 Perform	25		
1.3.1 Does	25	Minimal	25
1.3.1.1 Do these revie		Minimal	25
1.3.1.2 Do these revie		Minimal	25
1.3.1.3 Do these revie		Minimal	25
1.3.1.4 Do these revie		Minimal	25
1.3.2 Does	25	Minimal	25