

The Effectiveness of Incentives Used in the Second Phase of a Two-phase Survey

Charlotte Tubman and Douglas Williams

**Presented at the American
Association for Public Opinion
Research Conference
Chicago, Illinois**

The views presented in this paper are those of the authors and do not represent the official views of the United States Department of Education.

May 14, 2010



National Household Education Survey (NHES)

- Sponsored by the National Center for Education Statistics
- Covers learning at all ages
- Surveys roughly every 2 years 1991-2007
- All surveys through 2007: RDD/CATI



Motivation for Redesign

- Declining response rates
 - Screener response: Low 80's in early years – 53% in 2007
 - Topical rates: 90% in early years – 75% in 2007
- Declining coverage rates for landline RDD
 - January-June 2009: 22.7% of households were cell-only, and another 1.9% were phoneless (Blumberg and Luke 2009)
 - Exclusion of about 20% of landline telephone households (Fahimi, Kulp, and Brick, *POQ* 2009)



NHES 2009 Pilot Study

- From RDD to an address based design
- Methodological in nature
- Data Collection Instruments
 - Early Childhood Program Participation (ECPP), for children who have not yet started kindergarten
 - Parent and Family Involvement in Education (PFI), for children and youth enrolled in K-12
- Encourage participation from parents/guardians of eligible children



Incentive Usage in Surveys

- Rewards offered to encourage participation or action
- Various Conditions
 - Type
 - Monetary
 - Non-cash
 - Timing
 - Pre-paid
 - Promised
- Used in survey research to address the issue of survey non-response

Review of Incentive Usage in Survey Research

Author	Observed Effects
(Trussell & Lavarkas, 2004; Church, 1993)	-Incentives contribute to significant increases in response rates
(Shaw et al. 2001; James and Bolstein, 1992)	-Incentives > \$1 significantly increase response rates
(Nederhof, 1983; James and Bolstein, 1990; Arzheimer & Klein, 1999)	-Correlations between incentives and respondent characteristics
(Dillman 1991, 2000)	-Incentives paired with multiple contacts improve mail survey response rates



Incentive Experiment Methodology

- Use of Incentives with the Two-phase Approach for NHES
 - Screener Phase: Non-Experimental
 - Households were sent a screener survey that included a pre-paid \$2 incentive
 - Returned screeners were used to determine household eligibility, ECPP or PFI
 - Sub-sample of non-response cases were assigned to receive all future screener contacts by phone
 - If a screener was completed by telephone, the parent/guardian was asked to complete the topical survey by phone, if eligible



Incentive Experiment Methodology (cont'd)

- Use of Incentives with the Two-phase Approach for NHES
 - Topical Phase: Experimental
 - Mailed topical questionnaires included a random assignment of either no cash, \$5 or \$15
 - For topical questionnaires attempted by phone, a random 50% subsample of those respondents were offered a promised \$5 incentive for their participation

Does the inclusion of an incentive have an effect on response rates?

Table 1. Mail Response Rates and Sample Sizes for Topical Surveys, by Incentive Amount

	\$0	\$5	\$15
Total Sampled	479	510	530
Combined ECPP/PFI Response Rates	69.5%	73.5%	80.6%*

*Significant ly different from the \$0 group at the .05 level

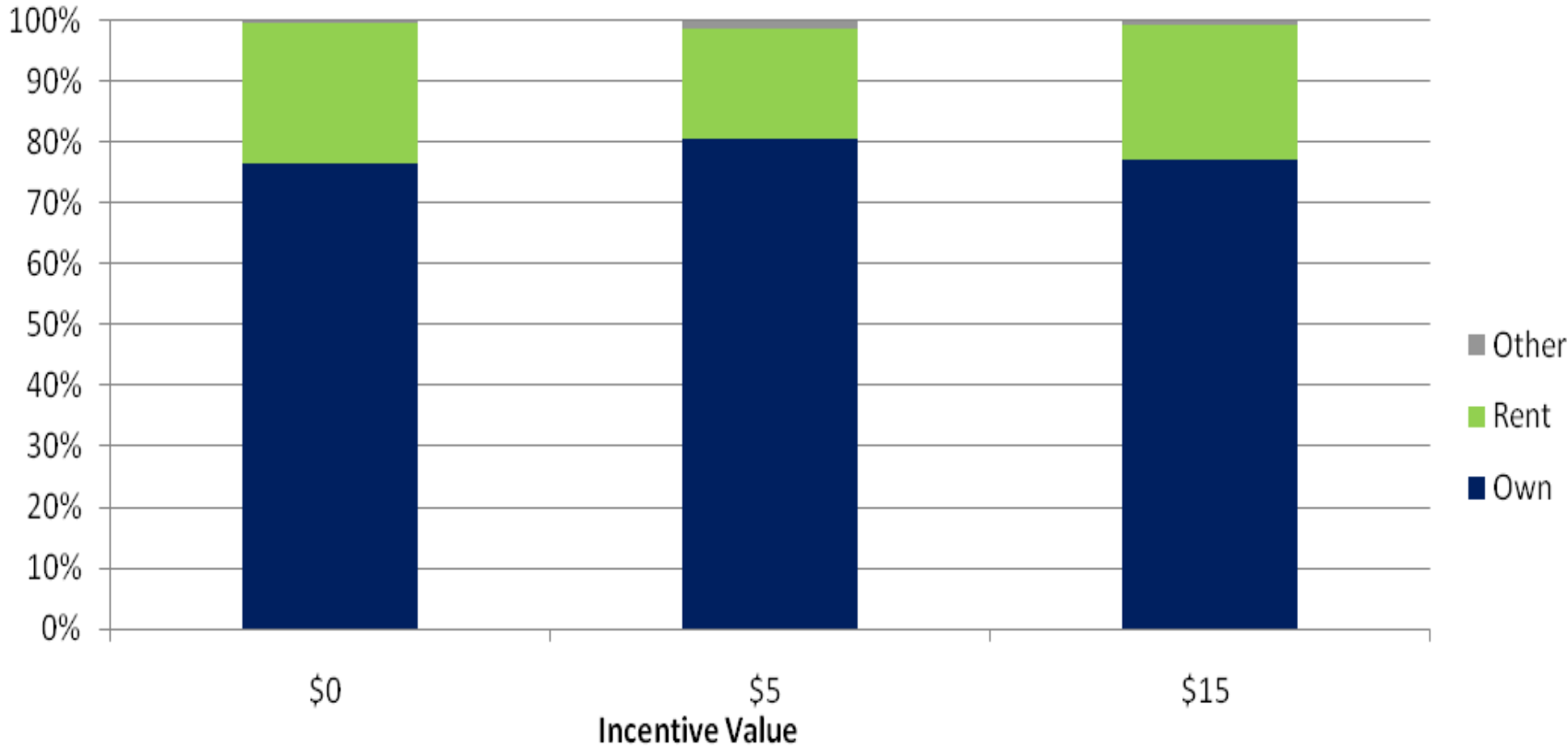
Table 2. Conditional Topical Response Rates by initial and non-response follow-up mailings

	\$0	\$5	\$15
Initial Mailing	36.1	40.3	48.4*
1 st Follow-up	47.9	46.4	51.2
2 nd Follow-up	31.3	30.8	36.5

*Significant ly different from the \$0 group at the .05 level

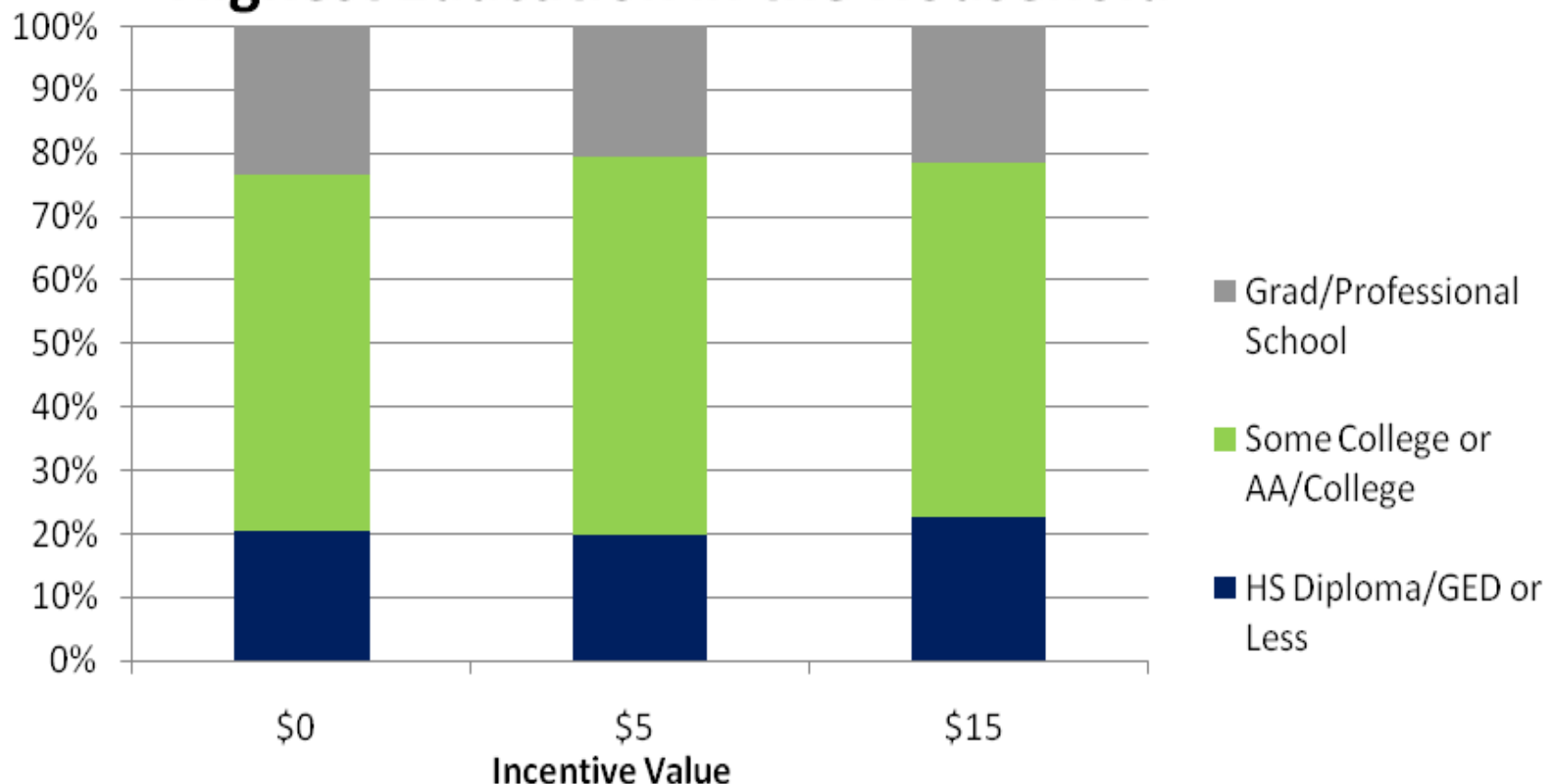
Do the characteristics of respondents vary by incentive amount?

Distribution by Incentive Amount: Homeownership



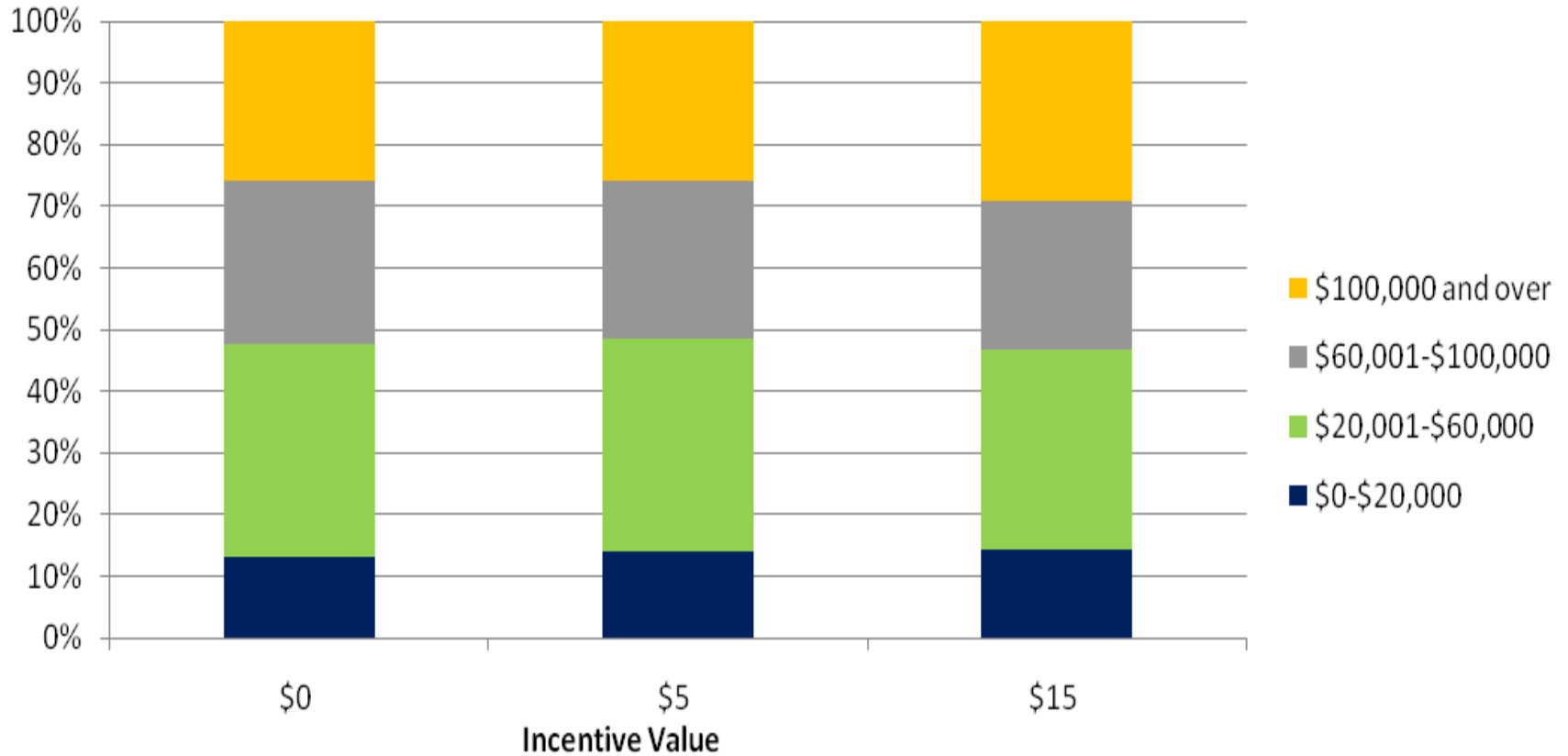
Do the characteristics of respondents vary by incentive amount?

Distribution by Incentive Amount: Highest Education in the Household



Do the characteristics of respondents vary by incentive amount?

Distribution by Incentive Amount: Household Income





Telephone Incentive Experiment

- Subsample of non-response follow-up cases were sent to the telephone
- Respondents that completed a screener by phone and had eligible children were randomly assigned into no cash or \$5 promised incentive groups

Table 3. Phone Response Rates and Sample Sizes for Topical Surveys, by Incentive Amount

	\$0	\$5
Total Sampled for ECPP/PFI	54	75
Topical Response Rate	40.7	46.7



Overall Findings

- Incentives are effective in gaining cooperation at the Topical phase
- The \$15 incentive elicited higher initial cooperation rates
- No evidence that offering an incentive results in respondents with different characteristics
- Sample sizes were too small to detect some potential differences



Contact Information

Charlotte Tubman

1550 Research Blvd., TA2065

Rockville, Md 20850

charlottetubman@westat.com