



U.S. DEPARTMENT OF COMMERCE  
National Oceanic and Atmospheric Administration  
National Marine Fisheries Service  
Southeast Fisheries Science Center  
4700 Avenue U  
Galveston, TX 77551

OMB Control No. 0648-0542  
Expiration Date: 11/30/2012

## GULF SHRIMP VESSEL & GEAR CHARACTERIZATION FORM

### INSTRUCTIONS

*(Incomplete or illegible forms will be returned.)*

Please Note: It is **REQUIRED** that the following form be returned in order to be eligible to renew your **FEDERAL PERMIT APPLICATION FOR VESSELS FISHING IN THE EXCLUSIVE ECONOMIC ZONE (EEZ)** to the following address: NOAA Fisheries Galveston Laboratory, Attention: Rebecca Smith, 4700 Avenue U, Galveston, TX 77551. If you have a question regarding the form, please call (409) 766-3783 between 8 am - 4:30 pm CST.

**QUESTION 1** Enter the year that you purchased the vessel, regardless of whether it was new or used at the time.

**QUESTION 2** For part a, indicate whether the vessel was **most frequently** operated by the owner or someone other than the owner (a hired captain) in 2010. For part b, indicate the number of crewmembers **typically** on board during 2010, including the captain.

**QUESTION 3** Answer 'yes' if the vessel was used to shrimp in Federal waters of the Gulf of Mexico even **one** time during 2010.

**QUESTION 4** Indicate the **total** number of days at sea and the number of trips for this vessel in the Gulf of Mexico shrimp fishery during 2010 (including from bays, bayous, State inshore and offshore waters, or Federal waters). For example, if the vessel took 10 trips and each trip lasted 10 days, then the **total** days at sea for 2010 would be 100.

**QUESTION 5** Indicate the **total** number of days that this vessel participated in non-shrimp fishing activities in 2010. If the vessel did not operate in fisheries other than shrimp, then the answer is **zero** (0). For part b, indicate the number of days this vessel participated in BP oil spill activities.

**QUESTIONS 6 - 15** Indicate the characteristics for the **one** primary gear type **most frequently** used on this vessel in 2010. Also provide the characteristics of the trawl net used with this gear type.

**QUESTIONS 16 - 17** Indicate the **one** BRD type **most frequently** used on this vessel in 2010.

**QUESTIONS 18 - 34** Indicate and provide additional details for the **one** TED type **most frequently** used on this vessel in 2010.

**QUESTION 35** Indicate **all** types of **ELECTRONIC** equipment that were on-board this vessel in 2010.

KNOWINGLY SUPPLYING FALSE INFORMATION IS A VIOLATION OF FEDERAL LAW PUNISHABLE BY A FINE AND/OR IMPRISONMENT.

Public reporting burden for this collection of information is estimated to average 20 minutes per response, including the time for reviewing instructions, searching existing data sources, gathering and maintaining the data needed, and completing and reviewing the collection of information. Send comments regarding this burden estimate or any other suggestions for reducing this burden to Rick Hart, NMFS, Fisheries Management Branch, 4700 Avenue U, Galveston, TX, 77551.

All data submitted will be handled as confidential material in accordance with **NOAA Administrative Order 216-100, Protection of Confidential Fishery Statistics**. Notwithstanding any other provisions of the law, no person is required to respond to, nor shall any person be subjected to a penalty for failure to comply with, a collection of information subject to the requirements of the Paperwork Reduction Act, unless that collection of information displays a currently valid OMB Control Number.

**GULF SHRIMP VESSEL AND GEAR CHARACTERIZATION FORM**

Permit # : <<vchar\_number>>

Permit Holder Name: <<Primary\_Mailing\_Recipient>> Vessel Name: <<vchar\_vessel\_name>>

State Registration #: <<st\_reg\_number>> Vessel ID: <<vchar\_number>>

1. What year did you purchase this vessel? \_\_\_\_\_

2. a. In 2010, this vessel was **most frequently** operated by:  
(Check the appropriate box.)

- the owner       a hired-captain       none (not shrimping)

b. In 2010, what was the **typical** number of crew on the vessel, including captain? If not shrimping, write N/A. \_\_\_\_\_

3. In 2010, did you shrimp in Federal waters (i.e. the EEZ<sup>1</sup>) of the Gulf of Mexico?  
(Check the appropriate box.)

- Yes       No

4. In 2010, what was the total number of days at sea (**State inshore and offshore & Federal**) and the total number of trips (**State inshore and offshore & Federal**) for this vessel in the Gulf of Mexico shrimp fishery? *The total days fished for this question and questions # 5 a and b should not exceed 365 days.*

Days at sea: \_\_\_\_\_      Number of Trips: \_\_\_\_\_

5. a. In 2010, how many days at sea did this vessel operate in commercial fisheries **other than shrimp**? *The total days fished for this question and questions # 4 and # 5 b should not exceed 365 days.*

Days at sea: \_\_\_\_\_

b. In 2010, how many days at sea did this vessel actively participate in BP Oil Spill related activities (clean-up, monitoring, etc.)? *The total days fished for this question and questions # 4 and # 5 a should not exceed 365 days.*

Days at sea: \_\_\_\_\_

**Questions 6 - 15 pertain to the different sets of gear, net, and mesh type codes for typical shrimping gear. Use these codes to fill in the gear type most frequently used in 2010.**

(See Figure 1 on Page 4 for common gear types.)

6. What was the most frequently used Gear Type in 2010?  
**Choose a code from the list below.** If other, please specify. \_\_\_\_\_

Code Gear Type

Code Gear Type

- A Trawl
- B Butterfly Net      F
- C Cast Net      G

- D Skimmer Net
- Roller Frame
- Other (specify) \_\_\_\_\_

<sup>1</sup>The EEZ portion of the fishery is from nine (9) miles outward off of the Texas and West Florida coasts, and from three (3) miles outward off the coasts of Louisiana, Mississippi, and Alabama.

7. If you used a trawl as your most frequently used gear type, what Door Type did you use? **Choose a code from the list below.** If other, please specify. \_\_\_\_\_

<u>Code Door Type</u>		<u>Code Door Type</u>	
A	Wood	D	Fiberglass
B	Steel E		Other _____
C	Aluminum N/A		Not Applicable

8. What was your most frequently used Net Type in 2010? **Choose a code from the list below.** If other, please specify. \_\_\_\_\_

<u>Code</u>	<u>Net Type</u>	<u>Code</u>	<u>Net Type</u>
H	2 Seam Balloon	M	Western Jib
J	4 Seam Balloon	N	Add-on Bib
K	Box	O	Built-in Bib (e.g. mongoose, cobra, etc.)
L	Flat	P	Other (specify) _____

9. What was the Headrope Length (in feet) for your most frequently used gear type in 2010? \_\_\_\_\_ (feet)

10. What was the Mesh Type for your most frequently used gear in 2010? **Choose a code from the list below.** If other, please specify. \_\_\_\_\_

<u>Code</u>	<u>Mesh Type</u>	<u>Code</u>	<u>Mesh Type</u>
S	Nylon	V	Sapphire
T	Spectra	W	Other (specify) _____
U	Poly		

11. What was the Mesh Size (in inches) for your most frequently used gear type? \_\_\_\_\_

12. What was the most common Net Type used for your Try Net? If you **did not use** a Try Net choose "N/A" for not applicable. **Choose a code from the list below.** If other, please specify. \_\_\_\_\_

<u>Code</u>	<u>Net Type</u>	<u>Code</u>	<u>Net Type</u>
H	2 Seam Balloon	M	Western Jib
J	4 Seam Balloon	N	Add-on Bib
K	Box	O	Built-in Bib (e.g. mongoose, cobra, etc.)
L	Flat	P	Other (specify) _____
N/A	Not Applicable		

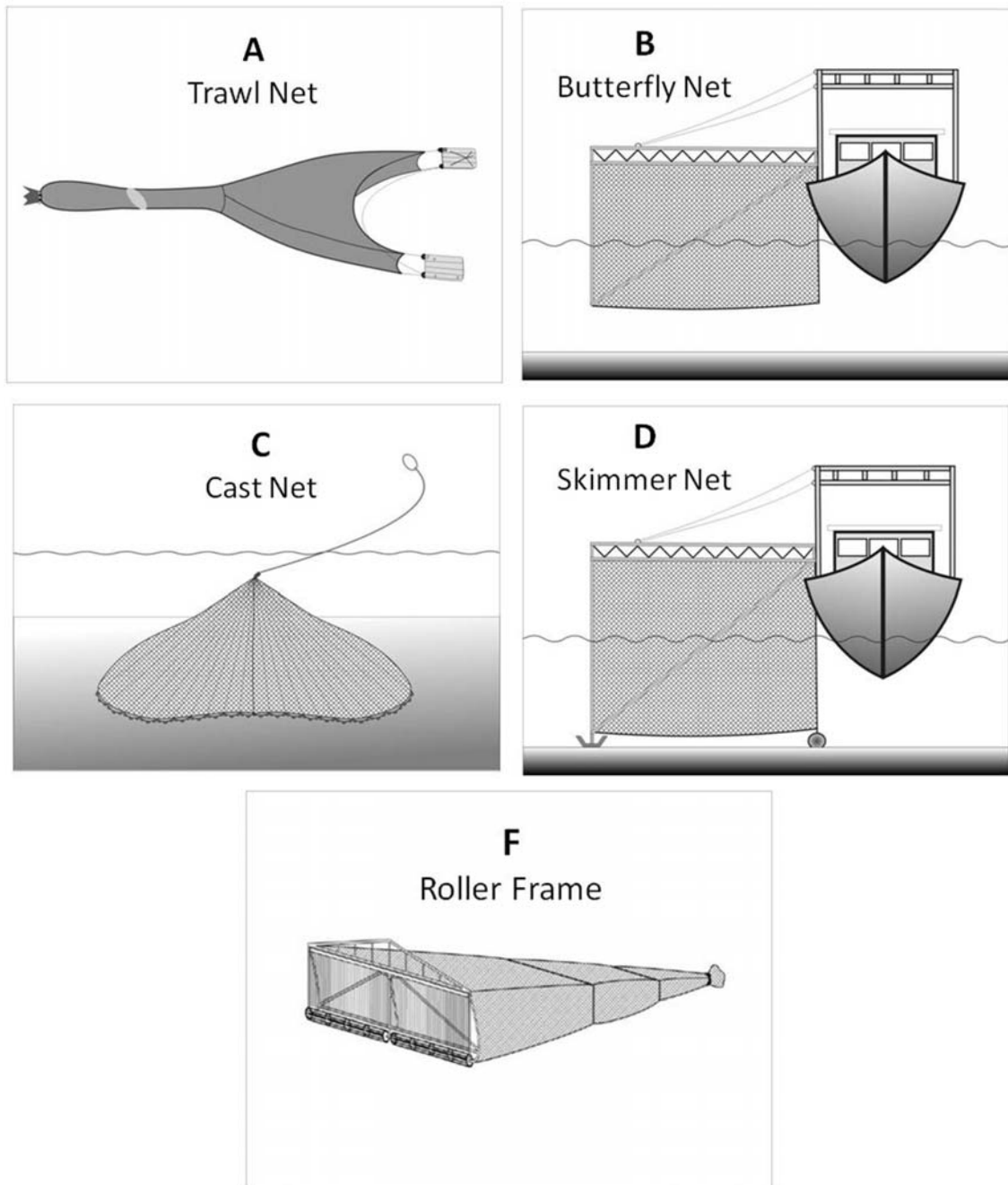
13. What was the Headrope Length (in feet) for your Try Net in 2010? (If no Try Net was used, write "N/A" in the blank.) \_\_\_\_\_

14. What was the Mesh Type for your Try Net in 2010? **Choose a code from the list below.** If other, please specify. (If no Try Net was used, write "N/A" in the blank.) \_\_\_\_\_

<u>Code</u>	<u>Mesh Type</u>	<u>Code</u>	<u>Mesh Type</u>
S	Nylon	V	Sapphire
T	Spectra	W	Other (specify) _____
U	Poly	N/A	Not Applicable

15. What was the Mesh Size (in inches) for your Try Net in 2010? (If no Try Net was used, write "N/A" in the blank.) \_\_\_\_\_

**Figure 1. Common Gear Types** (Use for Question 6, use letters above picture.)

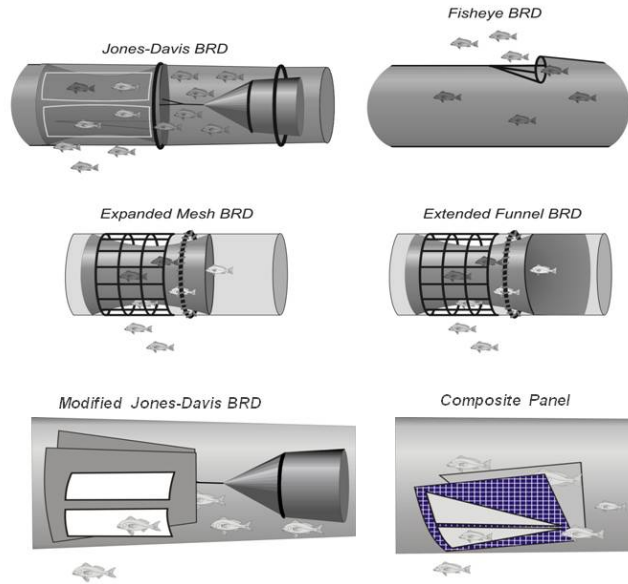


16. In 2010, what type of BRD (bycatch reduction device) did you use **most frequently** (check the appropriate box)? See Figure 2.

- |  |  |
|--|--|
| <input type="checkbox"/> Jones-Davis     | <input type="checkbox"/> Modified Jones-Davis                        |
| <input type="checkbox"/> Composite Panel | <input type="checkbox"/> Extended Funnel                             |
| <input type="checkbox"/> Expanded Mesh * | <input type="checkbox"/> Fisheye <input type="checkbox"/> None (N/A) |

\* (Note: The Expanded Mesh BRD was decertified on May 18, 2010.)

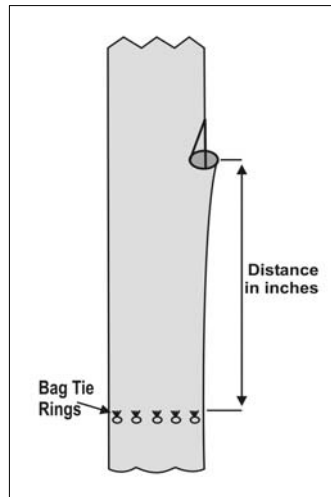
**Figure 2. Common Bycatch Reduction Devices** (Use for Question 16)



17. If a Fisheye BRD was used, what was the distance from the bag tie off rings to the BRD? If you did not use a Fisheye BRD, write "N/A". (See Figure 3 for measurement illustration.)

Distance in inches: \_\_\_\_\_

**Figure 3. Illustration on how to measure distance from BRD to tie off rings** (Use for Question 17)



18. In 2010, what Type of TED (turtle excluder device) did you use most frequently? **Please check only one code.** (Use Figure 4 on page 8 for TED illustrations.)

Single Grid Hard TED →→→ (Questions 19 - 25 and question 35)  
 Parker Soft TED →→→→→ (Questions 26 - 27 and question 35)  
 Hooped Hard TED →→→→→ (Questions 28 - 34 and question 35)  
 None (N/A) →→→→→→→ (Question 35)

**If you most frequently used a Single Grid Hard TED in 2010, answer questions 19 – 25.**  
(See Figure 4, page 8 for illustration.)

19. What was the Grid Style? **Check only one code.**

A = Bent Bar  
 B = Matagorda  
 C = Weedless  
 D = Georgia  
 E = Fixed Angle  
 I = Flounder TED

20. What was the Grid Size (width x height) of your single Grid Hard TED? **Check the most frequently used Grid Size.** If other, please specify dimension in inches x inches.

A = 32"x32" minimum outside dimensions Atlantic & Gulf  
 B = Other (specify) \_\_\_\_\_

21. What was the Opening Size of your Single Grid Hard TED? **Check the most frequently used Opening Size.** If other, please specify size in inches.

A = Double Cover (inshore & offshore)  
 B = 71" (inshore & offshore)  
 C = 44" (inshore only)  
 D = Other size opening (please specify)\_\_\_\_\_

22. What was the Opening Direction of your Single Grid Hard TED? **Check the most frequently used direction.**

A = Top Opening  
 B = Bottom Opening  
 C = Both Top and Bottom Opening

23. What was the Flap Length (beyond posterior edge of grid) of your Single Grid Hard TED? **Check the most frequently used Flap Length.** If you choose B, provide a measurement in inches of flap length.

A = 24" maximum  
 B = Less than 24" (provide measurement\_\_\_\_\_)  
 C = No Flap Used

24. Did you use an Accelerator Funnel on your Single Grid Hard TED? Check Yes or No.

Yes  
 No

25. If you used an accelerator funnel in 2010, what was the Funnel Size? If you did not use an accelerator funnel, write "N/A". (See figure 5 on page 9 for accelerator funnel illustration.)

A = 44" (inshore only)                       O = Other (Please specify) \_\_\_\_\_  
 B = 71" (inshore & offshore)               N/A = Not Applicable

**Go to Question 35 (skip 26 - 34)**

**If you most frequently used a Parker Soft TED in 2010, answer only 26 and 27.**

(See Figure 4, diagram F, on page 8 for illustration.)

26. What was the Opening Type/Size of your Parker Soft TED? **Check the correct opening size.**

- 1 = 56" cut (inshore only)  
 2 = 96" cut (offshore / inshore)  
 0 = Other (Please specify) \_\_\_\_\_

27. Did you use a flap on your Parker Soft TED (Offshore Only)? **Check Yes or No.**

- Yes  
 No

**Go to Question 35 (skip 28 -34)****If you most frequently used a Hooped Hard TED in 2010, answer questions 28-34.**

(See Figure 4 on page 8 for illustration.)

28. Check your most frequently used Grid Style. **Check only one style.**

- G = Coulon  
 H = NMFS

29. What was the most frequently used Frame Size of your Hooped Hard TED? **Check the minimum size you used.** If other, please specify measurement in inches.

- A = Inshore minimum  
 B = Offshore minimum  
 C = Other (**provide measurement**) \_\_\_\_\_ inches

30. What was the most frequently used Opening Size of your Hooped Hard TED? **Check only one size.** If other, please specify opening size in inches.

- A = Double Cover (inshore & offshore)  
 B = 71" (inshore & offshore)  
 C = 44" (inshore only)  
 D = Other size opening (please specify) \_\_\_\_\_ inches

31. What was the Opening Direction of your Hooped Hard TED? **Check only one direction.**

- A = Top Opening  
 B = Bottom Opening  
 C = Both Top and Bottom Opening

32. What was the Flap Length (beyond posterior edge of grid) of your Hooped Hard TED? **Check the most frequently used Flap Length.** If you choose B, please provide a measurement in inches.

- A = 24" maximum  
 B = Less than 24" (**provide measurement**) \_\_\_\_\_ inches  
 C = No Flap Used

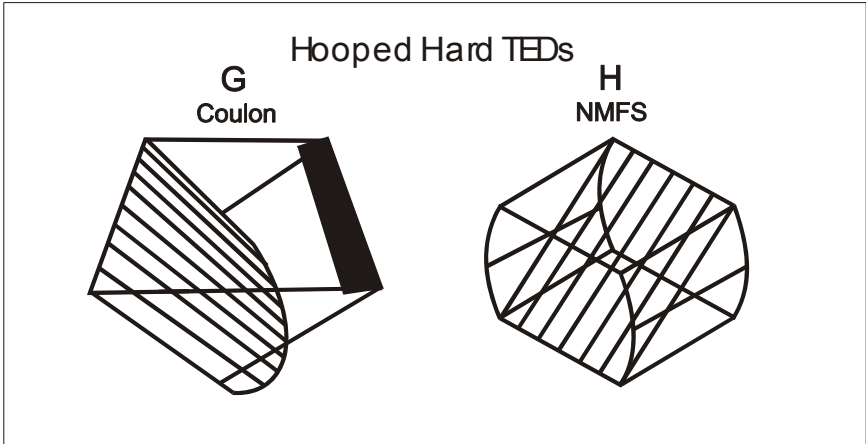
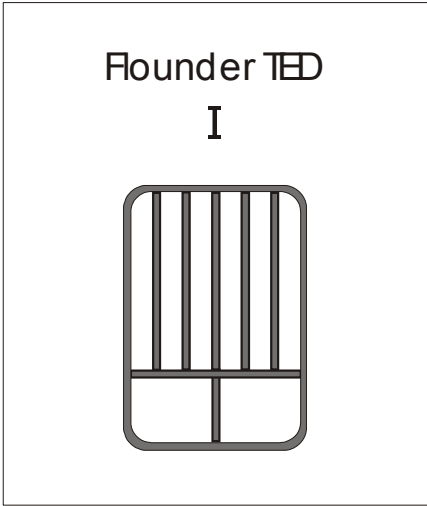
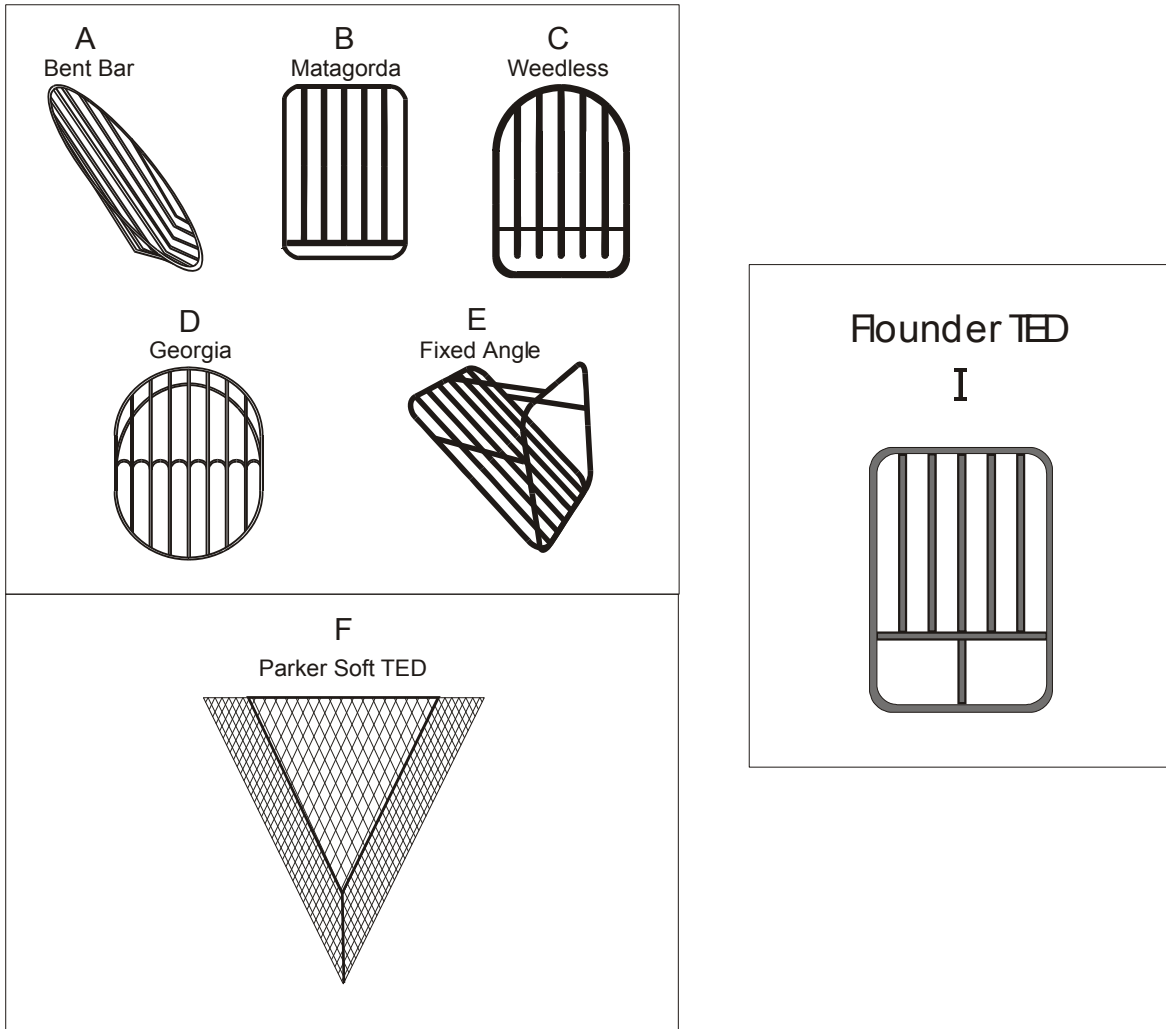
33. Did you use an Accelerator Funnel on your Hooped Hard TED? **Check Yes or No.**

- Yes  
 No

34. If you used an accelerator funnel in 2010, what was the Funnel Size? If you did not use an accelerator funnel, write "N/A". (Use Figure 5 on page 9 for directions for measurement of accelerator funnel.)

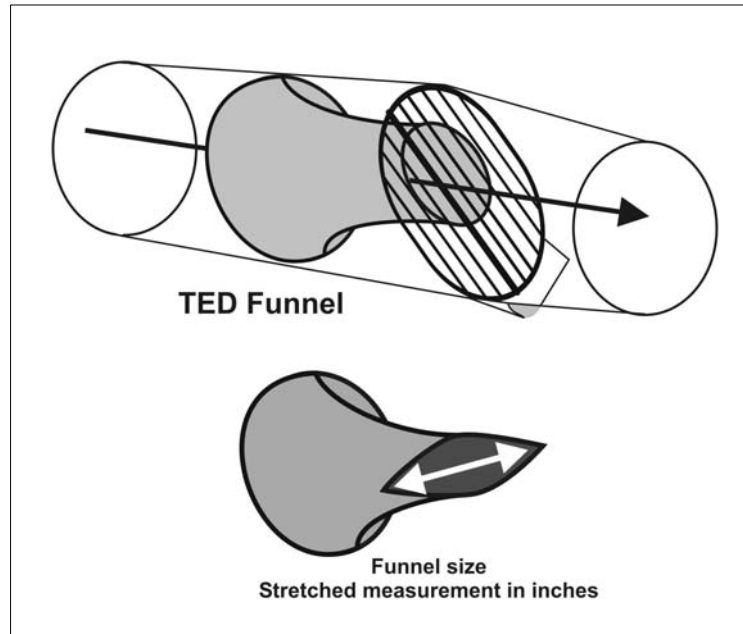
- A = 44" (inshore only)                       O = Other (Please specify) \_\_\_\_\_  
 B = 71" (inshore & offshore)                 N/A = Not Applicable

**Figure 4. Common Turtle Excluder Devices** (for Questions 18 - 32, use letters above picture)





**Figure 5. Illustration of how to measure an accelerator funnel.**  
(Use for Questions 25 and 34.)



35. In the list below, please check off the types of **ELECTRONIC** equipment (either in the wheelhouse or mounted on the gear) that were on-board your vessel in 2010. Note that this list contains types of equipment that may not be presently used in the Gulf of Mexico shrimp fishery, but are used in other fisheries for which this type of information is being collected.

Please Check	Item
Cell	phone
VHF	radio
CB	Radio
	Single sideband radio
Satellite	phone
Fax	
Plotter	
	Computer (including software)
Printer	
	Hailer (Boat intercom)
Lora	n
	Vessel Tracking System
Rad	ar
	Global Positioning System (GPS)
Auto	Pilot
EPIRB	
Paper <input type="checkbox"/> Video <input type="checkbox"/> Digital <input type="checkbox"/>	Echo Sounder/Depth Recorder (please check all which you have):
Electro	nic Compass
	Satellite Navigation System (SatNav)
	Radio Direction Finder
	Weather Satellite Receiver
Wind	Meter
Net	Pingers
Tempe	rature Profiling System
	Water Temperature Sensor
	Single direction sonar
	Multiple direction sonar
	Water salinity Sensor
	Other (please specify) _____
	Other (please specify) _____
	Other (please specify) _____
	Other (please specify) _____

Authorized Signature: \_\_\_\_\_