

**These are the surveys and instructions given to subjects in the first of four sessions in one of our two conditions. This is the condition using single driver simulations.**

**Session 1 tasks for single driver experiment are scheduled for 1 hour and 50 minutes.**

Consent form	5 minutes
Welcome	5 minutes
Opinion survey	3 minutes
demographics	2 minutes
Video	5 minutes
Practice drives	15 minutes
Lottery	10 minutes
3 drives	15 minutes
2 drives	10 minutes
2 drives	10 minutes
Travel times	15 minutes
Payment	5 minutes
Sum	1 hour 40 minutes
break	10 minutes

Informed Consent

**Project Title:** Experiments on Driving under Uncertain Congestion Conditions

**Co-Principal Investigator:** Glenn W. Harrison, Department of Risk Management & Insurance and Center for the Economic Analysis of Risk, Georgia State University

**Co-Principal Investigator:** Elisabet E. Rutstrom, Department of Economics and Robinson College of Business, Georgia State University

**Co-Principal Investigator:** A. Essam Radwan, College of Engineering, University of Central Florida.

**Sponsor:** Federal Highway Administration, Collaborative Agreement DTFH61-09-H-00012

## **I. Purpose of the research study**

You are invited to participate in a research study. The study is about how drivers make choices about which roads to take during rush hour traffic. You are invited to participate because you have seen our web page and contacted us to tell us you are interested in participating. Through your answers to questions on our web page you have also shown that you normally drive on the roads that we are going to study. You must be 18 years of age or older to participate. You must also have a current driver's license and use a car with a current insurance. Up to 1,200 people like you will participate in this study during this and next year.

## **II. Procedures and Payments**

If you decide to participate, you will come to four meetings. You will also be driving your car during your normal rush hour commute with a GPS unit recording your road choices. You will be given several tasks in each of the four meetings. Each task will be done by you individually. Most of the tasks will be done on computers. No special computer skills are needed. At the beginning of this meeting and at the start of each task we will tell you what choices you have. We will also explain how your earnings depend on your choices. The meeting today will take no more than two hours of your time. You will return in two weeks for another two hour meeting. Then you return again after two more weeks for a one hour meeting. After another two weeks you will return for a final meeting that lasts less than one hour.

You will be paid \$25 at the end of each of these four meetings. After returning the GPS unit to us at the end of the study you will get an extra \$100. Should you lose the unit, for example if it is stolen, you need to provide us with a police report. In this case the extra money is reduced from \$100 to \$50. In the meetings you will also have a chance to make more money in other tasks. There are 29 such tasks, most of them taking place during the first two meetings. The earnings across these tasks as well as the earnings from your field driving will vary depending on chance and on your choices. We believe that the average across all of these tasks and across all the 1,200 participants will be \$150.

Your meeting location may vary depending on which meetings you choose to attend, but you will know that when you sign up. Some of these locations may involve commercial hotels. Georgia State University Office of Legal Affairs has approved the hotel meeting rooms that may be used.

All the researchers and research assistants who are instructing and helping you in the tasks are employed by the Georgia State University and by the University of Central Florida. They have been trained by the Principal Investigators and have been tested on their understanding of the rights of research participants, as stated in this Consent Form.

### **III. Risks**

In this study there may be some side effects from driving in a computer simulation. These possible side effects include stomach discomfort, headaches, sleepiness, and mild dizziness. However, these risks are no greater than similar risks you face if you go on amusement park attractions such as roller coasters or 3D experiences. We will monitor you during and at the end of each session to ensure that you do not have any of these symptoms.

If you feel so nauseous that you cannot continue in the driving simulator we will let you complete the other tasks in the session. You will be paid for the tasks you finish. We can also try to reschedule you for sessions where we use traffic movies instead of driving simulators since the movies do not cause nausea. We can only do this if the schedule allows, however. Should you have to stop participating we will pay you for all tasks you have completed, including the fixed fee for the sessions you have attended.

There may be some minimal risk of an accident of having the GPS unit in the car if you are tempted to fiddle with it while driving. To avoid increased accident risks while driving with a GPS unit in the car you should follow this advice: Do not keep the GPS unit where it can fall down. Do not keep it where it can move around and hit somebody during sudden car movements. If it comes unplugged from the cigarette lighter, do not plug it back in while driving. Pull into a parking lot before plugging it back in. While parked verify that it has power and is recording before driving again.

### **IV. Benefits**

The research conducted in this study may be of benefit to you to the extent that the results impact transportation policy. Your participation will help us and traffic policy makers to learn more about how people make choices about which road to take during heavy traffic. You can ask for a summary of what the study is about and you may find this interesting and educational. We can send this to you at the end of the study period.

## **V. Voluntary Participation and Withdrawal**

Participation in research is voluntary. You can choose not to be in this study at any time. If you choose to be in the study and change your mind, you can drop out at any time. You may skip questions or stop participating at any time. Whatever you decide, you will not lose any earnings for tasks you have already finished. Some of the tasks are paid for immediately after you complete them. You will be able to keep this money should you decide to drop out at some time. However, you will not receive any additional payment if you withdraw.

You may skip specific questions and tasks. However, if you skip paid tasks you will not be paid for them. If you skip a large number of questions or tasks you may need to withdraw, in which case you will be paid for the tasks you have completed and \$10 of the participation fee as a compensation for your travel expenses to that meeting. Refusal to follow our task instructions will lead to dismissal from the study.

## **VI. Confidentiality**

We will keep your information private to the extent allowed by law. Information may be shared with those who review our project to ensure that we follow laws and regulations designed to protect research participants. These include UCF and GSU Institutional Review Board, the Office for Human Research Protection (OHRP), and the sponsor (The Federal Highway Administration).

We will use a code assigned to you, rather than your name or social security number, on forms where your choices are recorded. Any forms containing your personal information will be stored and kept private in locked cabinets or password- and fire-wall protected computers. Such information will only be kept for one year beyond the end of the study, thus until October 1 2013. At that time this information will be destroyed. You will perform your tasks individually, but other participants, as well as the researchers and the research assistants will be present in the room.

Your name and other facts that might point to you will not appear when we present this study or publish its results. The findings will be summarized and reported in group form. You will not be identified personally.

## VII. Contact People

**Study contact for questions about the study or to report a problem:** If you have questions, concerns, or complaints, or think the research has hurt you, talk to (or email) Dr. Glenn Harrison at 404-413-7456 ([gharrison@gsu.edu](mailto:gharrison@gsu.edu)), or Dr. Essam Radwan at 407-823- 4738 ([aeradwan@mail.ucf.edu](mailto:aeradwan@mail.ucf.edu)), or Dr. Elisabet Rutstrom at 404-413-0253 ([erutstrom@gsu.edu](mailto:erutstrom@gsu.edu)).

Research at the University of Central Florida and the Georgia State University involving human participants is carried out under the oversight of the Institutional Review Board (UCF IRB). This research has been reviewed and approved by the IRB.

**IRB contact about your rights in the study or to report a complaint:** If you have questions or concerns about your rights as a participant in this research study, you may contact Susan Vogtner in the Office of Research Integrity at Georgia State University at 404-413-3513 or [svogtner1@gsu.edu](mailto:svogtner1@gsu.edu). You may alternatively contact the Institutional Review Board, University of Central Florida, Office of Research & Commercialization, 12201 Research Parkway, Suite 501, Orlando, FL 32826-3246 or by telephone at (407) 823-2901.

You may also talk to the University of Central Florida IRB contact for any of the following:

- Your questions, concerns, or complaints are not being answered by the research team.
- You cannot reach the research team.
- You want to talk to someone besides the research team.
- You want to get information or provide input about this research.

## VIII. Copy of Consent Form to Subject

We will give you a copy of this consent form to keep. If you are willing to volunteer for this research, please sign below.

---

Participant

---

Date

---

Principal Investigator or Researcher Obtaining Consent

---

Date

Note: All the scripts and instructions are read or spoken to the participants while they can view the written script.

## **Welcome Script**

Thank you for volunteering to participate in this study. We are delighted to have you here.

We expect the session to last about two hours and you will have a chance to make some earnings through several tasks in addition to the participation fee of \$\_\_\_\_\_. Each task has specific instructions that you will be able to review and ask questions about before performing any tasks. We are here to help you so feel free to ask anything you like. At no time will you need to use any of your own money in the tasks. All tasks are designed so that you will be earning money.

You may skip specific questions and tasks. However, if you skip paid tasks you will not be paid for them. If you skip a large number of questions or tasks you may need to withdraw, in which case you will be paid for the tasks you have completed and \$\_\_\_\_\_ of the participation fee as a compensation for your travel expenses .

We will be using a driving simulator, that is a simulated driving exercise on a computer, and some individuals have a tendency to suffer from motion sickness. Do you easily suffer from motion sickness when riding amusement park rides or playing video games or going in cars or on boats? In the unlikely event that you feel so nauseous that you cannot continue in the driving simulator we will let you complete the other tasks in the session. You will be paid for the tasks you finish. We can also try to reschedule you for sessions where we use traffic movies instead of driving simulators since the movies do not cause nausea. We can only do this if the schedule allows, however. Should you have to stop participating we will pay you for all tasks you have completed, including the fixed fee for the sessions you have attended.

If you are pregnant, you should not participate.

Regardless of your propensity for motion sickness, we will stagger the tasks in the driving simulator with tasks out of the simulator in order to minimize any such effects

We need to first verify that you have a current Driver's License and a current car insurance.

Before we begin the experiment, I will summarize the tasks you will be completing today. All the tasks in the driving simulator are similar so by the end of the session you will feel pretty comfortable with the driving.

In order to protect your privacy we cannot pay more than \$\_\_\_\_\_ cumulative earnings to anyone. This is the amount at which we would have to report the payments to IRS and thus would need your name and SSN. In the unlikely event that this were to happen we would therefore not be able to pay you for any tasks beyond the point where your earnings reach that maximum. You would of course be free to withdraw if this were to happen and we would pay you your earnings then.

## **HANDOUT: Overview of the Session**

- Station T1 Short questionnaire about your opinions on matters relating to this study.
- Station T1 Short questionnaire about you
- Station T1 Short video explaining the simulator task.
- *Station C1 Simulator: 3 practice drives*
- Station T2 Lottery choice task for money
- *Station C2 Simulator: 3 drives for money*
  
- Break
  
  
- *Station C3 Simulator: 4 drives for money*
- Station T3 or T5 Task based on travel times for money
- Station T3 or T5 Instructions for field driving
- Station T4 Payment and schedule next visit

The money you receive throughout the tasks is in addition to your show-up fee.



**Short Questionnaire About Your Opinions on Reducing Congestion**

We are interested in how you think you would vote in a referendum to reduce traffic congestion. We want to know if you would be *more likely* to vote for the referendum, *less likely* to vote for it, or *would not care*.

Please circle the option that best matches your opinion. What would be the effect on your voting if congestion was to be reduced by

**Financing enhanced road capacity through increased gas and property taxes?**

MORE LIKELY TO VOTE                  LESS LIKELY TO VOTE                  DON'T CARE

**Financing enhanced road capacity through toll lanes with a fixed toll charge?**

MORE LIKELY TO VOTE                  LESS LIKELY TO VOTE                  DON'T CARE

**Financing enhanced road capacity through toll lanes with toll charges that vary by the time of day or by the traffic volume?**

MORE LIKELY TO VOTE                  LESS LIKELY TO VOTE                  DON'T CARE

**Converting more lanes into carpool lanes with no additional taxes or tolls?**

MORE LIKELY TO VOTE                  LESS LIKELY TO VOTE                  DON'T CARE

**Converting more lanes into toll lanes with no additional taxes?**

MORE LIKELY TO VOTE                  LESS LIKELY TO VOTE                  DON'T CARE

Which of these two alternatives is the most important to you?

- **Reduce the average travel time** even if the maximum travel time and the minimum travel times would stay the same as they are now?
- **Reduce the maximum possible travel time** even if the average travel time is not reduced by as much as in the first alternative?

Reducing the average travel time	Neither	Reducing the maximum possible travel time
----------------------------------	---------	---



## **Some Questions About You**

In this survey most of the questions asked are descriptive. We will not be grading your answers. Please think carefully about each question and give your best answers.

1. What is your gender?

- Male
- Female

2. What is your Age?

- 18-21
- 22-25
- 26-30
- 31-40
- 41-55
- 56-75
- Over 75

3. Which of the following categories best describe you? Choose all that apply.

- White not Hispanic or Latino
- Hispanic or Latino
- Black or African American
- American Indian and Alaska Native
- Asian Indian
- Chinese
- Other Asian
- Native Hawaiian and other Pacific Islander
- Some other race
- Two or more races

4. What was the total pre-tax income earned in 2010 by all members of your household (including your spouse, children or parents who live with you, and all siblings, partners or room-mates with whom you share finances)?

[Please consider all forms of income, including salaries, income from unincorporated business enterprises, pension scheme contributions, interest earnings and dividends, retirement benefits, student grants, scholarship support, social security, unemployment benefits, parental support, alimony, child support, and other types of income.]

- \$15,000 or under
- \$15,001 - \$25,000
- \$25,001 - \$35,000
- \$35,001 - \$50,000
- \$50,001 - \$65,000
- \$65,001 - \$80,000
- \$80,001 - \$100,000
- \$100,001 - \$200,000
- Over \$200,000

5. What is your highest level of formal education?

- Less than high school
- GED or High School Equivalency
- High school
- Vocational or trade school
- Two year college degree (AA degree)
- College or university
- Graduate degree

A 5 minute video introducing the driving simulator is shown at this time.

## **Simulator: 3 Practice Drives Script**

(Less than 15 minutes was needed for this part in our pretests. They are undertaking practice drives in the simulator here.)

Please familiarize yourself with the controls of the simulator. The steering wheel and pedals act just like the comparable features of a normal automatic vehicle although they feel a bit different.

Do you have any questions?

In this first practice drive you are going to take 7<sup>th</sup> Ave to work. This is for practice only and you will earn no money based on this drive.

In this second practice drive you are going to take 9<sup>th</sup> Ave to work. Do you have any questions?

How do you feel? Do you have any feeling of nausea at all?

Would you like to get up and move around, perhaps have some water?

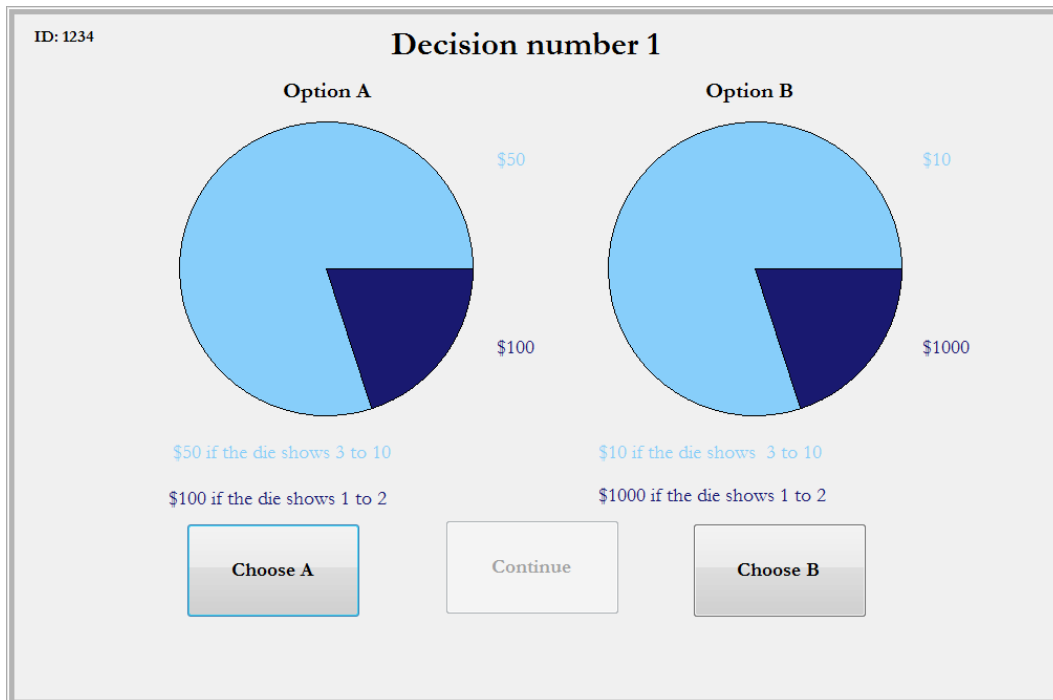
Remember from the video that sometimes when you take 9<sup>th</sup> Ave there will be a school bus pulling up from C street. This bus stops at every intersection from C to F Street. If this happens, you and the other cars in front of you will have to also stop.

In this third practice drive you will once again take 9<sup>th</sup> Ave and we will make sure that there is a school bus present so you can see what happens then.

## Lottery Choice Task for Money

(Less than 10 minutes was needed for this task in our pretests. This is done on computers).

You will be shown two pairs of lotteries on the computer screen. You will see one pair at a time. Here is an image of what the computer screen will look like:



On each of the screens you will be asked to make a choice between the two lotteries. You may select either one of them. Each lottery has two possible prizes, a lower one shown in lighter blue and a higher one shown in darker blue. The prizes differ across the pair. In the image above, the left lottery has one prize of \$50 and another prize of \$100. These are just illustrations; the actual prizes will not be this large. The pie chart above the text that shows you the prize displays the chances you have of getting that prize.

The lotteries will be played out using a ten-sided die. The area that is darker blue shows the chances of getting the higher prize, here \$100. This will happen if the result of the die roll is either a 1 or a 2. In this case it is 20% of the area, thus a 20% chance, or 2 out of 10. The area that is light blue shows the chances of getting the lower prize of \$50. This will happen if the result of the die roll is anything other than a 1 or a 2. It is an 80% chance, or 8 chances out of 10.

You can read the pie chart for the lottery on the right in the same way. The darker blue area is again 20% and corresponds to the chances of getting the higher prize, which is \$1000 for this illustrative lottery. The light blue area is again 80% and corresponds to the chances of getting the lower prize, which is \$10 in this illustration.

On each screen you will be asked to choose between pairs of lotteries like these. We will play out each lottery as soon as you have finished making your choice. We will then keep track of your cumulative earnings that will be paid to you at the end of the session.

So that you may understand your task better we will first go over a practice round before we start the ones for which you will get paid. In the practice you will not be paid.



## **Simulator Script: 3 Drives for Money**

(Less than 15 minutes was needed for this task in our pretests. They are in the driving simulator for this task.)

Your first paid simulator task will be to drive to work from home, using either 7<sup>th</sup> or 9<sup>th</sup> Ave. You will do this three times. Which way you take is your choice. I will not tell you which way to go. While you are waiting at the red light at the 7<sup>th</sup> Ave intersection you can make your choice.

By driving to work, you will be able to earn a \$\_\_\_\_\_ daily wage. If you end up behind the bus on 9<sup>th</sup> Ave., you will be late for work and will lose \$\_\_\_\_\_ of your daily wage, thus being paid only \$\_\_\_\_\_. If you do not end up behind the bus, you will arrive to work on time and receive your full \$\_\_\_\_\_ wage. If you take 7<sup>th</sup> Ave. you will receive your \$\_\_\_\_\_ wage minus a toll that is charged for this route. Thus there is no risk of getting to work late if you take 7<sup>th</sup> Ave.

On 9<sup>th</sup> Ave. there is a chance that a school bus will be on the route with frequent stops. You will not know for sure, however, if there is going to be a bus.

Here I have three identical decks with ten cards. \_\_\_\_\_ of them have a bus on them, and \_\_\_\_\_ of them do not. Please take a look at the cards to make sure that this is the case.

Each card represents a day on which you may be driving to work. On \_\_\_\_\_ of these days, a bus will come up on 9<sup>th</sup> Ave., and on the other days, the bus will be absent. Before you drive you will select a card from one of the decks without seeing whether it has a bus on it or not. I will then look at it and start the simulation. If the card shows me a bus I will start a simulation that has a school bus, and if the card does not show a bus I will start a simulation without a bus.

You will be able to view the card after you have finished all three of your drives, but not before. We will use a new deck for each drive so that the proportion of cards with a bus stays the same.

On 7<sup>th</sup> Ave. there is no bus, but a toll must be paid if you take this route.

Here are three other decks of cards, labelled "Tolls." As you can see in the first deck here, we have tolls ranging from \$\_\_\_\_\_ up to \$\_\_\_\_\_, the second

deck has tolls ranging from \$\_\_\_\_\_ up to \$\_\_\_\_\_, and the third deck has tolls ranging from \$\_\_\_\_\_ up to \$\_\_\_\_\_.

I will separately shuffle all three decks now, one deck at a time and then I will place them in front of you face down. So you will see three shuffled decks.

Please select three toll cards, taking one from each deck. Turn them over. This is the amount of money you will have to pay out of your wages if you take 7<sup>th</sup> Ave. You will be doing this drive three times, each with a different toll.

We will now use a 6-sided die to select the order in which you will drive with these tolls. If the first roll shows 1-2 you will have the low toll first, if it is 3-4, the medium toll and 5-6 the high toll. If the second roll is 1-3 your second toll will be lower of the two remaining.

We will record the order of these tolls for use in a later task.

I will now shuffle these 10 Day cards. You will choose one, but I will not reveal the card to you until after you have driven. Thus, when you drive, you do not know in advance if there is a bus on 9<sup>th</sup> Ave..

This handout shows you a summary of the task. Please review it before we start.

Do you have any questions?

Are you ready for your first drive? Do you know what the toll is?

Please take a bus card.

Are you ready for your second drive? Do you know what the toll is? Please take a Day card.

It is time for the third drive. Do you know the toll? Please take a Day card.

## C2 bullets

## Handout

- Pick a Day card - do not turn it over
- Start at home
- Your daily wage is \$\_\_\_\_\_
- If you take 7<sup>th</sup> Ave. pay the toll on the toll card - it is subtracted from your wage
- If you take 9<sup>th</sup> Ave. and there IS a bus your wage is reduced to \$\_\_\_\_\_
- If you take 9<sup>th</sup> Ave. and there is NO bus you get your full wages

Do this 3 times, each time with a different toll.

## **Simulator Script: 2 Drives for Money**

(Less than 10 minutes were needed in our pretests for these 2 drives in the simulator).

It is time again to drive in the simulator. It will be similar to the previous drives you did for money, but your earnings will be calculated differently. You will have the same wage as before for each drive you make \$\_\_\_\_\_.

For these paid drives, you will know in advance that there is a bus on 9<sup>th</sup> Ave. On 7<sup>th</sup> Ave. we will be using two of the tolls you selected before and in the same order. In a moment we will use dice to pick which one of the three tolls you will not use any longer.

Your earnings in this part depend on you arriving to work on time. Now, this depends on how long it takes to do the drive. This is different from before.

- If you take \_\_minutes and \_\_seconds or less to get to work, you will arrive on time and will receive your full \$\_\_ wage.
- If you take longer than \_\_minutes and \_\_seconds, you will be late, and your wages will be reduced \_\_\_\_\_

So now there is a chance that you will pay a charge for being late even if you take 7<sup>th</sup> Ave and pay the toll. The maximum charge for late arrival plus toll payment will not exceed \$\_\_, so you will never incur any losses.

We will now see which one of the three tolls you will not be facing, since you are only making 2 drives. (Use a 6-sided die)

Please review the bullet handout for an overview. Do you have any questions?

Are you ready for your first drive? Do you know the toll?

Are you ready for your second drive? Do you know the toll?

### C3 bullets

### Handout

9<sup>th</sup> Ave. always has a bus

- Start at home
- Drive to work
- If you drive 7<sup>th</sup> Ave. you pay a toll
- If you drive 9<sup>th</sup> Ave. there is always a bus
- Earnings:
  - o Wage \$\_\_
  - o Deduct \$\_\_ if drive is longer than \_\_ minutes and \_\_ seconds
  - o Pay a toll if you take 7<sup>th</sup> Ave.

Do this two times

## **Simulator script: 2 More Drives for Money**

(Less than 10 minutes was needed in our pretests for these two drives in the simulator.)

We will now do the same thing, except there will be no chance of a bus on 9<sup>th</sup> Ave. The tolls on 7<sup>th</sup> Ave. will still be the same. You will make 2 drives, one for each of your 2 tolls.

Your earnings are calculated the same way as before:

- Your full wage is \$\_\_.
- If you take longer than \_\_ minutes and \_\_ seconds to get to work, you will be late, and your wages will be reduced \_\_\_\_\_ .

Please review your bullet handout.

Do you have any questions?

Are you ready for your first drive? Do you know the toll?

Are you ready for your second drive? Do you know the toll?

There is never a bus on 9<sup>th</sup> Ave.

- Start at home
- Drive to work
- If you drive 7<sup>th</sup> Ave. you pay a toll
- If you drive 9<sup>th</sup> Ave. there is never a bus
- Earnings:
  - o Wage \$\_\_
  - o Deduct \$\_\_ if the drive is longer than \_\_ minutes and \_\_ seconds
  - o Pay a toll if you take 7<sup>th</sup> Ave.

Do this two times

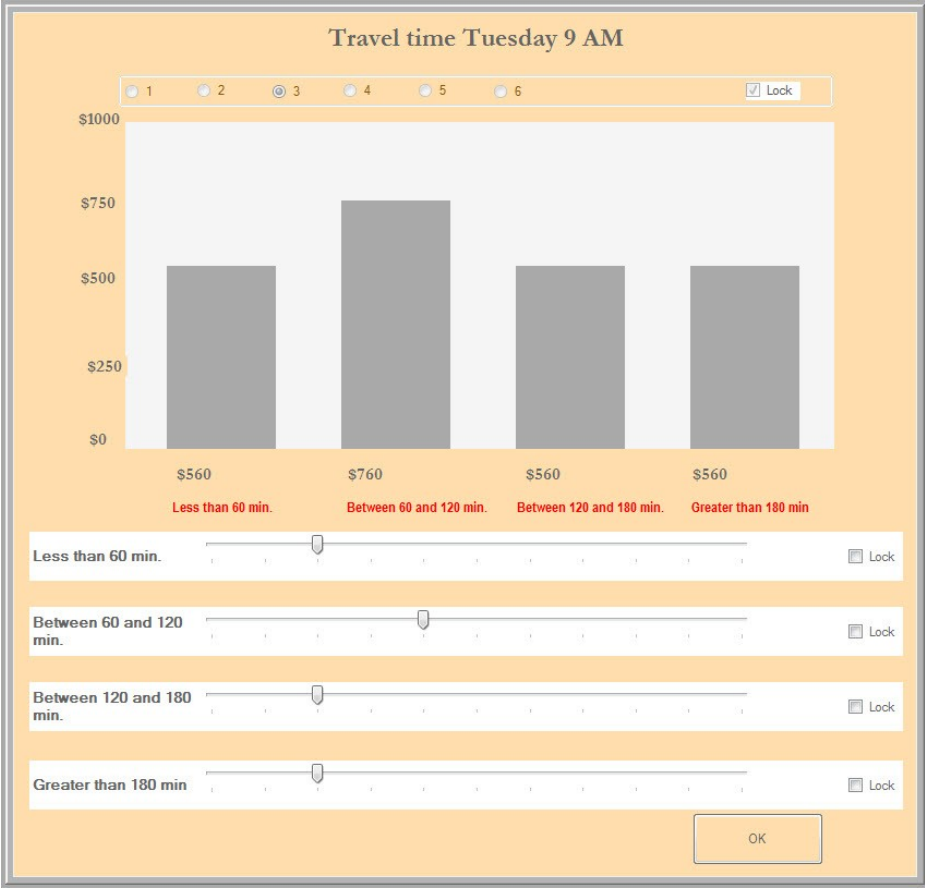
## **Script: Earnings by Travel Times**

(Less than 15 minutes was needed for this task in pretests. This is done on computers.)

In this task you will be paid according to how long it takes to travel on \_\_\_\_\_ and \_\_\_\_\_. Your earnings depend on the DIFFERENCE in travel time between these two routes. As all of our participants return after driving on these two routes during the next two weeks we will download the data. Then, we will calculate the travel time for each driver. We collect all westbound drives that start at \_\_\_\_\_ between 7 and 7:30 am, 8 and 8:30 am, and 9 and 9:30 am on Mondays and Tuesdays. We also collect eastbound drives that start at \_\_\_\_\_ between 4 and 4:30 pm, 5:30 and 6 pm, and 7:30 and 8 pm on Tuesdays and Fridays. For each of these 12 sets of travel times we then calculate the average travel time across all participants. Then, we take the difference between the average travel time on \_\_\_\_\_ and the average travel time on \_\_\_\_\_. You will be asked to make decisions that impact your earnings for two of these time periods, randomly selected.

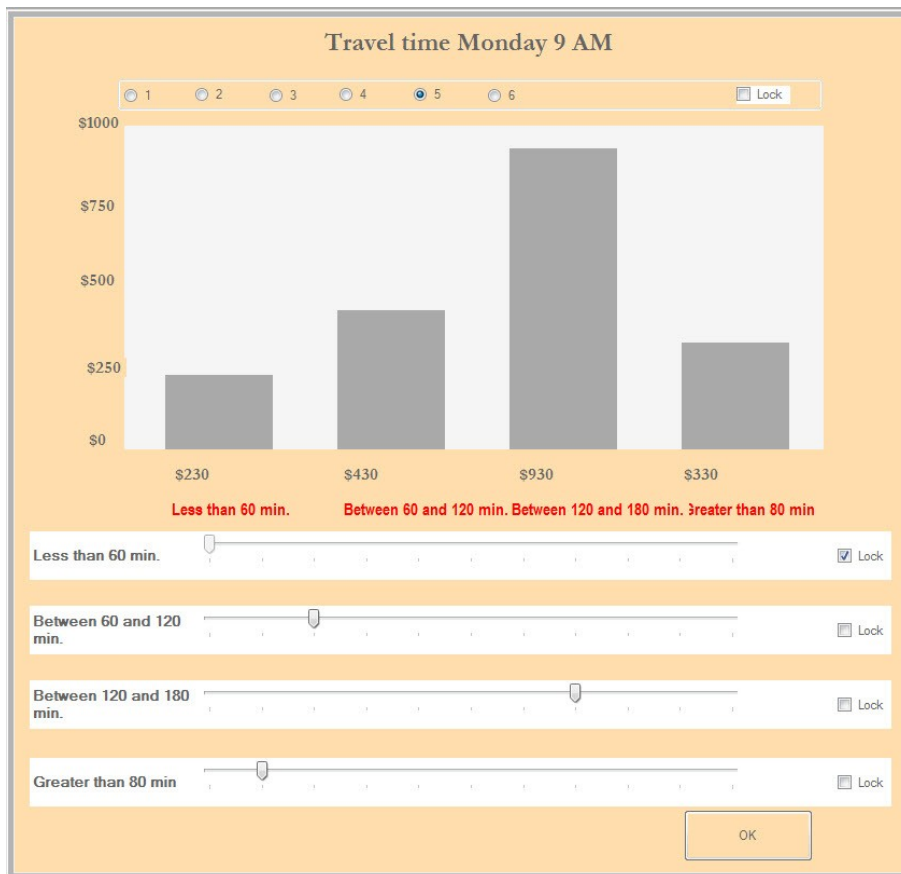
You will be shown a page on the computer which looks like this. On the top of the page you can see which of the 12 time periods is selected. In this illustration it is \_\_\_\_\_. You may get a different one. There are also six buttons numbered 1 to 6 that will be explained later.





The top part of this page displays earnings that you may make. In this illustration they are shown as much higher than in the actual tasks just to make it clear that it is an illustration. Earnings depend on what the actual travel time is. The height of each bar measures the dollar amounts that are shown on the left. The bottom part shows you four sliders that you can move around to change how much you get paid. In this illustration the top slider determines how much you get paid if the actual travel time difference is less than 60 minutes. The left bar in the top part of the image shows you that this is \$560. The next slider is moved to determine how much you get paid if the actual travel time difference is between 60 and 120 minutes. The earnings are displayed in the second bar from the left at the top and are \$760. The next two sliders similarly are used to choose how much you want to get paid if the travel time difference is between 120 and 180 minutes, or greater than 180 minutes respectively.

As you move the sliders the bars showing your earnings will move too. The image below shows an example where the first slider has been moved to the left. Thus, lowering the earnings you get if the travel time difference is less than 60 minutes from \$560 to \$230. The third bar has been moved much further to the right. The travel time difference is between 120 and 180 minutes and you would be paid \$930.



If you want to continue to adjust only two or three of the sliders, you can lock the fourth one in place by checking the “Lock” box on the right.

The six buttons above the bars select the number of minutes that will be shown to the left of the sliders. Before making your decisions you will roll a regular 6-sided die to select one of these 6 options. After clicking the appropriate button you will see the number of minutes that your earnings are defined over.

You can now practice using this computer program before making any decisions for money.

In the practice you will not be paid. After practicing you will be given two of these tasks for money.

Due to the delay in getting the driving data needed to calculate the actual travel times we cannot calculate your earnings for this task and pay you today. You will be paid in the last session (session 4) for this task.

## **Payment and Scheduling**

This is the end of today's session. I hope you found it interesting and rewarding. We are going to accompany you to your car and help you place the GPS unit in a good spot.

Before we do that I will calculate your earnings across the tasks today and pay you. You will be paid over Paypal, unless you prefer a direct transfer to your bank account. We can only do a direct transfer if you have brought along a voided check.

We will instruct Paypal to send you the money right now online. Paypal then sends you an email right away with a link to their online site where you can either register as a Paypal user, or log in if you are already a Paypal user. The money will then be immediately available if you want to do online purchases, or you can request Paypal to send you a check with a few days delay, or you can transfer the money into your bank account. Paypal charges a small fee for sending you a check but transfers to your bank account are free.

The use of Paypal is offered as a courtesy to you so that you can be paid quickly and conveniently. Paypal is a private company. Neither Georgia State University nor the University of Central Florida has any authority to handle any disputes you may have with Paypal and cannot take any responsibility for your interactions with Paypal. Georgia State University and the University of Central Florida are also not responsible for any payment expenses required by Paypal.

Have you already signed up for a session in two weeks time? If not we can do so now as well.

Do you have any question about your driving task for the next two weeks?

Do you know how to contact us if you have any questions?

We will now accompany you to your car. Here is a card that you can keep in your car that summarizes your driving task.