

Public reporting burden for this collection of information is estimated to average 20 minutes per response, including the time for reviewing instructions, searching existing data sources, gathering and maintaining the data needed, and completing and reviewing the collection of information. **An agency may not conduct or sponsor, and a person is not required to respond to, a collection of information unless it displays a currently valid OMB control number.** Send comments regarding this burden estimate or any other aspect of this collection of information, including suggestions for reducing this burden, to: NIH, Project Clearance Branch, 6705 Rockledge Drive, MSC 7974, Bethesda, MD 20892-7974, ATTN: PRA (0925-0627). Do not return the completed form to this address.

Introduction Page:



0%

LRP Participant Survey

You have been selected to complete a survey conducted on behalf of the [National Institutes of Health \(NIH\)](#) as part of an evaluation of the Extramural Loan Repayment Program (LRP). [Abt Associates](#), an independent policy research firm, has been awarded a contract to administer the survey.

Thank you in advance for taking the time to participate in this important study!

As you move through the following pages, please keep in mind the following:

- If the text on the screen is too large, press CTRL - until it meets your viewing preference. Likewise, if the text is too small, press CTRL +.
- This survey will take approximately 20 minutes to complete. The navigation bar at the top of the screen will give you an indication of how much of the survey you have left.
- Use the survey's navigation buttons (BACK and NEXT) to move through the questionnaire. Using your browser's navigation buttons may prevent data from being saved properly.
- You may exit the survey at any time by pressing the "Save and continue later" button or simply by closing your browser window.
- You may return to the survey at any time by clicking the link you received in the invitation e-mail. The link will take you to the question where you left off. However, once you have clicked "Submit" button, you will not be able to return to the survey without contacting Abt Associates.
- Once you have completed the survey, you will be given the option to print your responses.

Please click "Next" to continue with the survey.

If you experience any technical difficulty, or have any questions about how to answer the questions, please contact us at LRP_Survey@abtassoc.com.

Next

Question 1:

3%

Participation Status

Which of the following best describes you? Select one.

- Currently receiving LRP benefits/payments on your first 2-year contract
- Currently receiving LRP benefits/payments on a renewal contract
- Past LRP recipient

Back

Save and continue later

Next

Question 2:

6%

Decision to Apply

Through which of the following sources did you learn about the LRP? Please select all that apply.

- Academic journal or publication
- Your institution's website, flyer, newspaper, or other media
- Academic advisor, professor, or mentor
- Colleague
- Another LRP applicant or participant
- An LRP Ambassador
- A talk or professional gathering
- The LRP website at my funding NIH Institute
- LRP printed materials from my funding NIH Institute
- The LRP website at the NIH Division of Loan Repayment
- LRP printed materials from the NIH Division of Loan Repayment
- Other NIH website
- Other
- Do not know

Please describe "other" source:

Note: Text box only appears if "Other" is selected.

Question 3:

10%

Aside from the need to reduce your loan debt, how important were the following factors in your decision to apply to the LRP?

	Select one option for each row					Uncertain/ No opinion/ Do not recall/ NA
	Not at all Important	Somewhat Important	Moderately Important	Very Important	Extremely Important	
Encouragement from mentor/supervisor	<input type="radio"/>	<input type="radio"/>	<input type="radio"/>	<input type="radio"/>	<input type="radio"/>	<input type="checkbox"/>
Colleague had good experience with the LRP	<input type="radio"/>	<input type="radio"/>	<input type="radio"/>	<input type="radio"/>	<input type="radio"/>	<input type="checkbox"/>
Interactions with LRP staff	<input type="radio"/>	<input type="radio"/>	<input type="radio"/>	<input type="radio"/>	<input type="radio"/>	<input type="checkbox"/>
Information on the LRP website	<input type="radio"/>	<input type="radio"/>	<input type="radio"/>	<input type="radio"/>	<input type="radio"/>	<input type="checkbox"/>
Contact with an LRP Ambassador	<input type="radio"/>	<input type="radio"/>	<input type="radio"/>	<input type="radio"/>	<input type="radio"/>	<input type="checkbox"/>
Other	<input type="radio"/>	<input checked="" type="radio"/>	<input type="radio"/>	<input type="radio"/>	<input type="radio"/>	<input type="checkbox"/>

Please note that if you select "Uncertain/No opinion/Do not recall/NA" for a particular row, the scale options will be disabled. To re-enable the scale items, please uncheck the box under "Uncertain/No opinion/Do not recall/NA."

Please describe this "other" factor that influenced your decision to apply to the LRP

Back Save and continue later Next

Note: Text box only appears if "Other" is selected as at least "Somewhat important."

Question 4:

13%

Application Process

How easy did you find each of the following application components?

	Select one option for each row					Uncertain/ No opinion/ Do not recall/ NA
	Not at all easy	Somewhat easy	Moderately easy	Very easy	Extremely easy	
Understanding eligibility requirements	<input type="radio"/>	<input type="radio"/>	<input type="radio"/>	<input type="radio"/>	<input type="radio"/>	<input type="checkbox"/>
Understanding program benefits (i.e., level or amount of loan repayment)	<input type="radio"/>	<input type="radio"/>	<input type="radio"/>	<input type="radio"/>	<input type="radio"/>	<input type="checkbox"/>
Understanding the research commitment requirement	<input type="radio"/>	<input type="radio"/>	<input type="radio"/>	<input type="radio"/>	<input type="radio"/>	<input type="checkbox"/>
Determining to which LRP to apply	<input type="radio"/>	<input type="radio"/>	<input type="radio"/>	<input type="radio"/>	<input type="radio"/>	<input type="checkbox"/>
Creating and using a password for the online application	<input type="radio"/>	<input type="radio"/>	<input type="radio"/>	<input type="radio"/>	<input type="radio"/>	<input type="checkbox"/>
Creating your research activities document	<input type="radio"/>	<input type="radio"/>	<input type="radio"/>	<input type="radio"/>	<input type="radio"/>	<input type="checkbox"/>
Obtaining letters of recommendation	<input type="radio"/>	<input type="radio"/>	<input type="radio"/>	<input type="radio"/>	<input type="radio"/>	<input type="checkbox"/>
Faxing, mailing, uploading application documents	<input type="radio"/>	<input type="radio"/>	<input type="radio"/>	<input type="radio"/>	<input type="radio"/>	<input type="checkbox"/>
Application process overall	<input type="radio"/>	<input type="radio"/>	<input type="radio"/>	<input type="radio"/>	<input type="radio"/>	<input type="checkbox"/>
Other	<input type="radio"/>	<input checked="" type="radio"/>	<input type="radio"/>	<input type="radio"/>	<input type="radio"/>	<input type="checkbox"/>

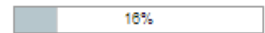
Please note that if you select "Uncertain/No opinion/Do not recall/NA" for a particular row, the scale options will be disabled. To re-enable the scale items, please uncheck the box under "Uncertain/No opinion/Do not recall/NA."

Please describe this "other" application component.

Back
Save and continue later
Next

Note: Text box only appears if "Other" is selected as at least "Somewhat easy."

Question 5:

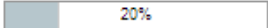


Approximately, how often did you seek help from each of the following LRP services during the application process?

Please indicate the number of times you sought help from...	Enter Number	Did not seek this type of help	<i>Uncertain/ No opinion/ Do not recall</i>
The NIH LRP website	<input type="text"/>	<input type="checkbox"/>	<input type="checkbox"/>
The NIH LRP phone support	<input type="text"/>	<input type="checkbox"/>	<input type="checkbox"/>
The NIH LRP email support	<input type="text"/>	<input type="checkbox"/>	<input type="checkbox"/>
The LRP Program Officer at the relevant NIH Institute or Center	<input type="text"/>	<input type="checkbox"/>	<input type="checkbox"/>

Please note that if you select one of the last two columns, the "Enter Number" cell will become disabled. To re-enable it, please uncheck the box under "Did not seek this type of help" or "Uncertain/No opinion/Do not recall."

Question 6:


20%

How helpful were the following LRP services when you applied to the program?

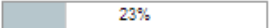
	Select one option for each row					Uncertain/ No opinion/ Do not recall	Did not use it
	Not at all helpful	Somewhat helpful	Moderately helpful	Very helpful	Extremely helpful		
LRP website	<input type="radio"/>	<input type="radio"/>	<input type="radio"/>	<input type="radio"/>	<input type="radio"/>	<input type="checkbox"/>	<input type="checkbox"/>
LRP phone support	<input type="radio"/>	<input type="radio"/>	<input type="radio"/>	<input type="radio"/>	<input type="radio"/>	<input type="checkbox"/>	<input type="checkbox"/>
LRP email support	<input type="radio"/>	<input type="radio"/>	<input type="radio"/>	<input type="radio"/>	<input type="radio"/>	<input type="checkbox"/>	<input type="checkbox"/>
LRP Program Officer at the relevant NIH Institute or Center	<input type="radio"/>	<input type="radio"/>	<input type="radio"/>	<input type="radio"/>	<input type="radio"/>	<input type="checkbox"/>	<input type="checkbox"/>

Please note that if you select one of the last two columns, the other options will become disabled. To re-enable them, please uncheck the box under "Uncertain/No opinion/Do not recall" or "Did not use it."

Back
Save and continue later
Next

Note: Services are not displayed in this matrix if corresponding service in question 5 is not greater than zero.

Question 7:


23%

How helpful did you find the LRP portal to be for the following information/services?

Note: The LRP Portal only became available two years ago.

	Select one option for each row					Uncertain/ No opinion/ Do not recall	Did not use it
	Not at all helpful	Somewhat helpful	Moderately helpful	Very helpful	Extremely helpful		
Award information	<input type="radio"/>	<input type="radio"/>	<input type="radio"/>	<input type="radio"/>	<input type="radio"/>	<input type="checkbox"/>	<input type="checkbox"/>
Ongoing loan balance information	<input type="radio"/>	<input type="radio"/>	<input type="radio"/>	<input type="radio"/>	<input type="radio"/>	<input type="checkbox"/>	<input type="checkbox"/>
Past and current loan payment information	<input type="radio"/>	<input type="radio"/>	<input type="radio"/>	<input type="radio"/>	<input type="radio"/>	<input type="checkbox"/>	<input type="checkbox"/>
Upcoming or planned loan payment information	<input type="radio"/>	<input type="radio"/>	<input type="radio"/>	<input type="radio"/>	<input type="radio"/>	<input type="checkbox"/>	<input type="checkbox"/>
Service verification	<input type="radio"/>	<input type="radio"/>	<input type="radio"/>	<input type="radio"/>	<input type="radio"/>	<input type="checkbox"/>	<input type="checkbox"/>
Forms download service	<input type="radio"/>	<input type="radio"/>	<input type="radio"/>	<input type="radio"/>	<input type="radio"/>	<input type="checkbox"/>	<input type="checkbox"/>

Please note that if you select one of the last two columns, the other options will become disabled. To re-enable them, please uncheck the box under "Uncertain/No opinion/Do not recall" or "Did not use it."

Back Save and continue later Next

This question only appears for current participants (i.e., question 1 = “Currently receiving LRP benefits/payments on your 1st 2-year contract” or “Currently receiving LRP benefits/payments on a renewal contract”).

Question 8:

20%

In your opinion, what month would work best for you as the LRP application deadline?

- All months are pretty much the same to me
- January
- February
- March
- April
- May
- June
- July
- August
- September
- October
- November
- December
- Uncertain*

Why would this month work best for you?

BackSave and continue laterNext

Note: Text box only appears if respondent selects a month (January – December) for this question.

Question 9:

30%

What suggestions do you have for improving the LRP application process that have not already been covered?

Back

Save and continue later

Next

Question 10:

33%

Program Participation Termination

Why did you discontinue your participation in the LRP? Select one.

- The LRP and/or another source paid off most/all of my educational debt.
- I applied for an LRP renewal, but it was not funded.
- The tax consequences of participation in the LRP did not offset the benefit.
- The LRP renewal process was too complicated to pursue at the time.
- Circumstances beyond my control occurred which meant that I was no longer eligible for the LRP program, e.g. termination of research funding, termination of position, change in organization.
- I took/planned to take a position which did not meet the LRP research eligibility requirements.
- Other
- Uncertain/No opinion*

Please describe "other" reason below:

BackSave and continue laterNext

This question only appears for past participants (i.e., question 1 = "Past LRP recipient").

Question 11:

Career Status and Plans 30%

Have you received training or mentorship in how to write or apply for grants? Select one.

No

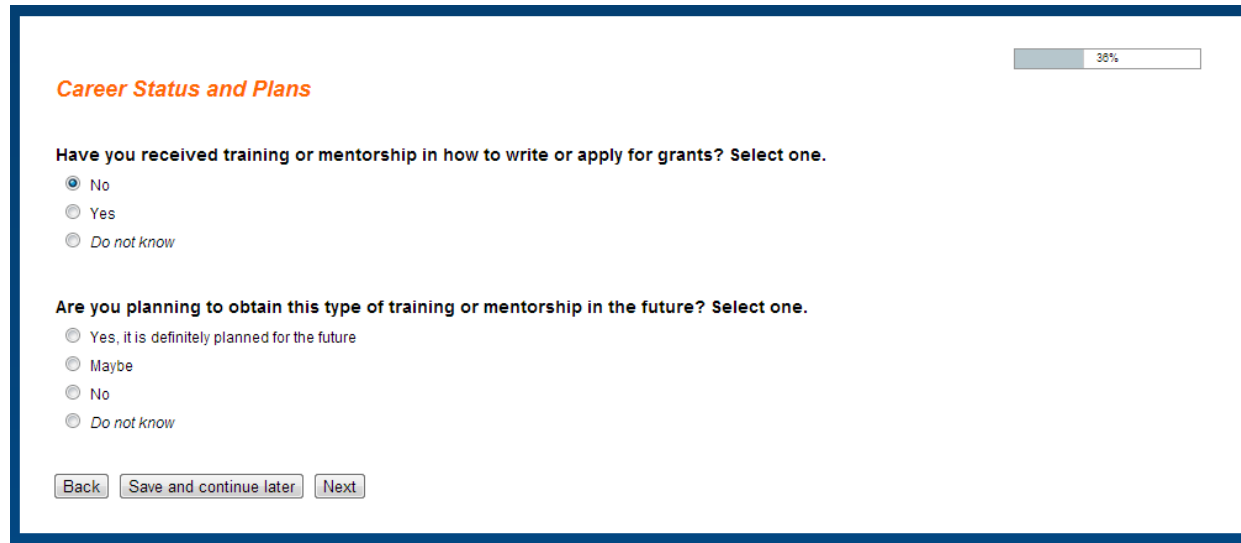
Yes

Do not know

[Back](#) [Save and continue later](#) [Next](#)

Text for the follow-up question is dependent on response to the above yes/no question.

If the respondent answers “No” or “Do not know” to question 11, the following is displayed:



Career Status and Plans 36%

Have you received training or mentorship in how to write or apply for grants? Select one.

- No
- Yes
- Do not know

Are you planning to obtain this type of training or mentorship in the future? Select one.

- Yes, it is definitely planned for the future
- Maybe
- No
- Do not know

[Back](#) [Save and continue later](#) [Next](#)

If the respondent answers “Yes” to question 11, the following is displayed:

Career Status and Plans

36%

Have you received training or mentorship in how to write or apply for grants? Select one.

- No
- Yes
- Do not know

When did you receive this training or mentorship? Select all that apply.

- Before my participation in the LRP
- During my participation in the LRP
- After my participation in the LRP
- Do not know

Back

Save and continue later

Next

Question 12A:

40%

In which of the following activities are you currently engaged? Select all that apply.

- Biomedical or behavioral research projects
- Fundraising to support your own research
- Fundraising to support other researchers
- Publishing peer-reviewed papers
- Publishing non-peer-reviewed material (e.g., book chapters, editorials, policy, etc.)
- Presenting at meetings and conferences
- Teaching and/or developing courses
- Mentoring and/or supervising students, postdocs, staff
- Research-related administration (e.g., IRB submissions, budget paperwork, equipment purchasing, hiring lab staff, etc.)
- Departmental responsibilities, such as faculty recruitment and committee responsibilities
- Patient care
- Mentoring and/or supervising non-research clinicians
- Policy analysis/development
- Research program evaluation
- Other
- Do not know*

[Back](#)

[Save and continue later](#)

[Next](#)

This question only appears for current participants (i.e., question 1 = “Currently receiving LRP benefits/payments on your 1st 2-year contract” or “Currently receiving LRP benefits/payments on a renewal contract”).

Question 12B:

40%

In your current job, what is your **main responsibility or function? Select one.**

- Non-profit biomedical or behavioral research, and its related activities
- Other types of non-profit research, and its related activities
- For-profit biomedical or behavioral research, and its related activities
- Other types of for-profit research, and its related activities
- Teaching and/or developing courses
- Clinical supervision
- Non-research related patient care/diagnosis (i.e., clinical work)
- Mentoring and/or supervising students, postdocs, staff, clinicians, etc.
- Research-related administration
- Academic-related administration (e.g., running a department, training program, educational program, etc.)
- Other administration, not related to research or academics
- Policy analysis/development
- Research program evaluation
- Technical writing
- Other
- I do not currently have a position
- Do not know*

This question only appears for past participants (i.e., question 1 = "Past LRP recipient").

Question 13:

43%

Which of the following best describes your primary position? Select one.

- Principal investigator/faculty
- Part-time faculty
- Department or office head/chief/chair/director
- Dean, vice president, provost, president, chancellor, or executive officer
- Other academic or research administrator (e.g., graduate program director, research administration staff)
- Administrator, non-research related
- Program/policy evaluator
- Staff scientist/research scientist, public sector
- Staff scientist/research scientist, private sector
- Postdoctoral fellow/associate
- Staff clinician/attending/health care provider
- Research assistant or technician
- Clinical assistant or technician
- Other
- I currently do not have a position
- Do not know

Please describe your position:

Note: Text box only appears if "Other" is selected.

Question 14:

48%

Which of the following best describes your current, primary organization? Select one.

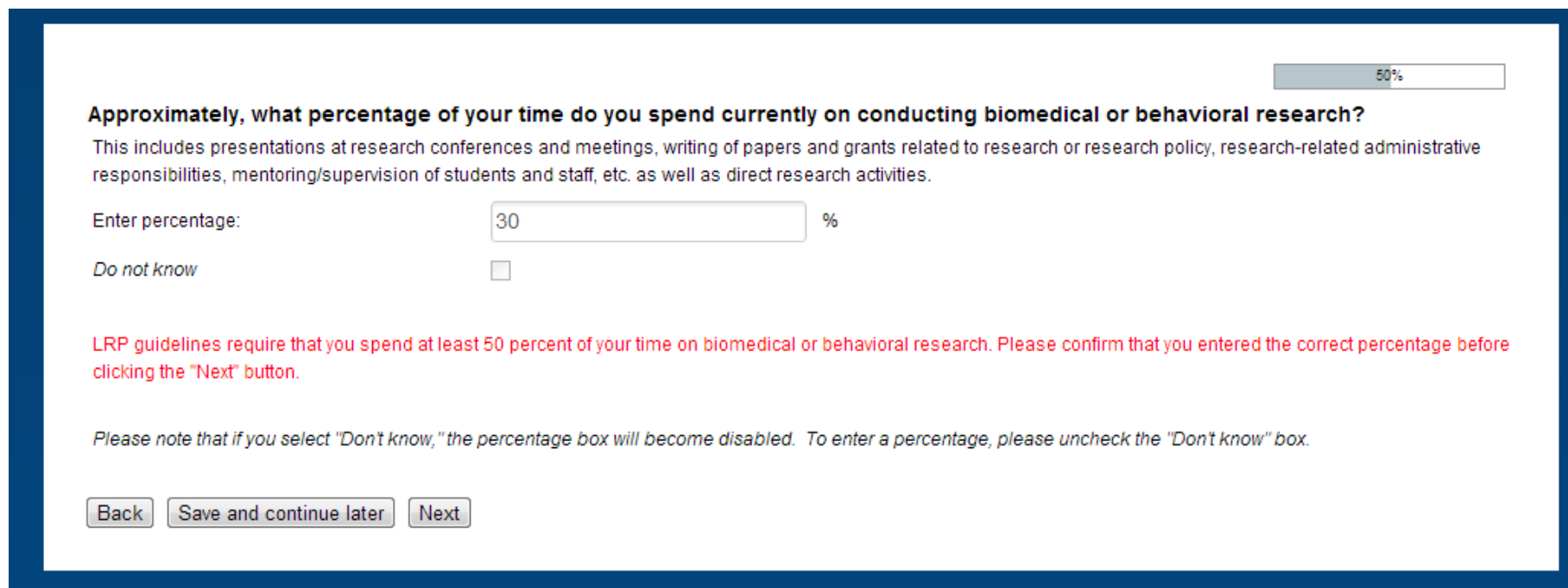
- University or college
- University affiliated hospital or institute
- Federal government biomedical or behavioral research laboratory
- Federal government health or public health organization, not in a laboratory
- Federal government, excluding government research laboratories and public health organizations
- Community health or mental health center
- State or local government
- Hospital, without an academic research program
- Clinic or private practice
- Non-profit private foundation/non-governmental organization/philanthropic organization
- Biotech or pharmaceutical company
- Other for-profit company
- Self-employed
- Other
- Not currently employed
- Do not know*

Please describe your organization:

Note: Text box only appears if “Self-employed” or “Other” is selected.

Question 15A:

The wording for question 15 is slightly different for current vs. past participants. The following is displayed for current participants:



The screenshot shows a survey question interface. At the top right, there is a progress bar labeled "50%". The question is: "Approximately, what percentage of your time do you spend currently on conducting biomedical or behavioral research?". Below the question is a detailed description: "This includes presentations at research conferences and meetings, writing of papers and grants related to research or research policy, research-related administrative responsibilities, mentoring/supervision of students and staff, etc. as well as direct research activities." There are two input options: "Enter percentage:" with a text box containing "30" and a "%" symbol, and "Do not know" with an unchecked checkbox. A red warning message states: "LRP guidelines require that you spend at least 50 percent of your time on biomedical or behavioral research. Please confirm that you entered the correct percentage before clicking the 'Next' button." Below this is a note: "Please note that if you select 'Don't know,' the percentage box will become disabled. To enter a percentage, please uncheck the 'Don't know' box." At the bottom, there are three buttons: "Back", "Save and continue later", and "Next".

50%

Approximately, what percentage of your time do you spend currently on conducting biomedical or behavioral research?

This includes presentations at research conferences and meetings, writing of papers and grants related to research or research policy, research-related administrative responsibilities, mentoring/supervision of students and staff, etc. as well as direct research activities.

Enter percentage: %

Do not know

LRP guidelines require that you spend at least 50 percent of your time on biomedical or behavioral research. Please confirm that you entered the correct percentage before clicking the "Next" button.

Please note that if you select "Don't know," the percentage box will become disabled. To enter a percentage, please uncheck the "Don't know" box.

Note: The message in red only appears if the respondent entered a number that is less than 50%.

Question 15B:

The following is displayed for past participants:

50%

Approximately, what percentage of your time do you spend currently on conducting biomedical or behavioral research?

This includes presentations at research conferences and meetings, writing of papers and grants related to research or research policy, research-related administrative responsibilities, mentoring/supervision of students and staff, etc. as well as direct research activities. If you do not spend time on these activities, enter 0.

Enter percentage: %

Don't know

Please note that if you select "Don't know," the percentage box will become disabled. To enter a percentage, please uncheck the "Don't know" box.

Question 16:

53%

Which of the following funding sources currently support your research? Select all that apply.

- Home institution funding – regular operating budget of your department/unit
- Home institution funding – competitive internal research grant
- NIH research grant (R series)
- NIH fellowship (F series)
- NIH career development grant (K series)
- Other NIH grant or cooperative agreement
- Research contract
- Federal agency funding or cooperative agreement, other than NIH
- State agency funding
- Other non-profit funding
- Industry or for-profit funding
- Other
- I do not currently receive any funding sources for my research
- Do not know*

Please describe the "other" funding source:

Note: Text box only appears if "Other" is selected.

Question 17:

80%

Which of the following funding sources were awarded to you as the **Principal Investigator or **Co-Principal Investigator**?**

Select all that apply.

- Home institution funding – regular operating budget of your department/unit
- Home institution funding – competitive internal research grant
- NIH research grant (R series)
- NIH fellowship (F series)
- NIH career development grant (K series)
- Other NIH grant or cooperative agreement
- Research contract
- Federal agency funding or cooperative agreement, other than NIH
- State agency funding
- Other non-profit funding
- Industry or for-profit funding
- Other

- None of the above funding sources were awarded to me as Principal Investigator or Co-Principal Investigator.
- Do not know*

Only the options selected under question 16 are displayed under question 17.

Question 18:

63%

Grants and contracts can support staff in both paid and unpaid capacities. In the past year, how many of the following positions were supported by the grants and contracts on which you were a PI or Co-PI?

Please include your own position in the count, if it were supported under the grant/contract. Note: Two half-time positions would equal one full-time equivalent position.

	Number of Positions	Did not support this type of position	Do not know
Paid full-time equivalent positions:	<input type="text"/>	<input type="checkbox"/>	<input type="checkbox"/>
Unpaid student research assistants/interns/etc.	<input type="text"/>	<input type="checkbox"/>	<input type="checkbox"/>

Please note that if you select one of the last two columns, you will not be able to enter number of positions. To re-enable this box, please uncheck the box under "Did not support this type of position" or "Don't know."

This question only appears if at least one source was selected under question 17.

Question 19:

88%

Which of the following types of publications have you written, submitted, had accepted, and/or published over the past 2 years, either as first author or co-author?

- Peer-reviewed article
- Non peer-reviewed article
- Policy analysis papers, editorial comments, reports, etc.
- Other
- I have not written, submitted, had accepted, and/or published any publications over the past 2 years
- Do not know

Please list up to 2 "other" publication types below.

1

2

Note: Text boxes only appear if "Other" is selected.

Question 19 (follow-up):

70%

Please indicate the number of **peer-reviewed articles** you have written, submitted, had accepted, and/or published over the past 2 years, either as first author or co-author.

If you did not write a peer-review article in the past 2 years and you did not have this type of document submitted, accepted and/or published, please press the "back" button at the bottom of this page and revise your response to the previous question.

	Number Unknown	Written	Submitted for Publication	Accepted for Publication	Published
Primary Author	<input type="checkbox"/>	<input type="text" value="0"/>	<input type="text" value="0"/>	<input type="text" value="0"/>	<input type="text" value="0"/>
Co-Author	<input type="checkbox"/>	<input type="text" value="0"/>	<input type="text" value="0"/>	<input type="text" value="0"/>	<input type="text" value="0"/>
Total		0	0	0	0

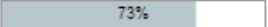
[Back](#)

[Save and continue later](#)

[Next](#)

Note: This question is asked for each publication type selected under question 19. The zeros are pre-filled.

Question 20:

 73%

How likely are you to continue in a biomedical or behavioral research career in the next five years? Select one.

- Not at all likely
- Somewhat likely
- Moderately likely
- Very likely
- Extremely likely
- Uncertain*
- Prefer not to say*

Why are you considering leaving biomedical or behavioral research?

BackSave and continue laterNext

Note: This text box only appears if respondent selects “Not at all likely” or “Somewhat likely.” If the respondent selects “uncertain,” a question pops up that asks “Why are you uncertain about continuing your biomedical or behavioral research career”?

Question 21:

There are many challenges to establishing and sustaining a research career. Please rate the following factors in terms of how much they have impacted on your career decisions.

	Select one option for each row					Uncertain/ No opinion/ Do not recall	Not applicable
	No effect	Some effect	Moderate effect	Big effect	Very big effect		
Challenges in balancing work and family responsibilities	<input type="radio"/>	<input type="radio"/>	<input type="radio"/>	<input type="radio"/>	<input type="radio"/>	<input type="checkbox"/>	<input type="checkbox"/>
Need to accommodate your spouse's or partner's career	<input type="radio"/>	<input type="radio"/>	<input type="radio"/>	<input type="radio"/>	<input type="radio"/>	<input type="checkbox"/>	<input type="checkbox"/>
Inadequate pay	<input type="radio"/>	<input type="radio"/>	<input type="radio"/>	<input type="radio"/>	<input type="radio"/>	<input type="checkbox"/>	<input type="checkbox"/>
Difficult job market/challenges in finding suitable position	<input type="radio"/>	<input type="radio"/>	<input type="radio"/>	<input type="radio"/>	<input type="radio"/>	<input type="checkbox"/>	<input type="checkbox"/>
Difficulties in obtaining funding to support your research	<input type="radio"/>	<input type="radio"/>	<input type="radio"/>	<input type="radio"/>	<input type="radio"/>	<input type="checkbox"/>	<input type="checkbox"/>
Health problems affecting you or your family member(s)	<input type="radio"/>	<input type="radio"/>	<input type="radio"/>	<input type="radio"/>	<input type="radio"/>	<input type="checkbox"/>	<input type="checkbox"/>
Insufficient mentoring	<input type="radio"/>	<input type="radio"/>	<input type="radio"/>	<input type="radio"/>	<input type="radio"/>	<input type="checkbox"/>	<input type="checkbox"/>
Challenges balancing research and teaching responsibilities	<input type="radio"/>	<input type="radio"/>	<input type="radio"/>	<input type="radio"/>	<input type="radio"/>	<input type="checkbox"/>	<input type="checkbox"/>
Difficulties forming collaborative relationships with more senior or established faculty/researchers	<input type="radio"/>	<input type="radio"/>	<input type="radio"/>	<input type="radio"/>	<input type="radio"/>	<input type="checkbox"/>	<input type="checkbox"/>
Difficulty meeting promotion/tenure deadlines or requirements due to pregnancy or birth of a child	<input type="radio"/>	<input type="radio"/>	<input type="radio"/>	<input type="radio"/>	<input type="radio"/>	<input type="checkbox"/>	<input type="checkbox"/>
Challenges balancing research and clinical duties	<input type="radio"/>	<input type="radio"/>	<input type="radio"/>	<input type="radio"/>	<input type="radio"/>	<input type="checkbox"/>	<input type="checkbox"/>
Difficulties recruiting talented students/postdocs to your research group	<input type="radio"/>	<input type="radio"/>	<input type="radio"/>	<input type="radio"/>	<input type="radio"/>	<input type="checkbox"/>	<input type="checkbox"/>
Loss of interest in or motivation for a research career	<input type="radio"/>	<input type="radio"/>	<input type="radio"/>	<input type="radio"/>	<input type="radio"/>	<input type="checkbox"/>	<input type="checkbox"/>
Self-doubts about your ability to succeed in a research career	<input type="radio"/>	<input type="radio"/>	<input type="radio"/>	<input type="radio"/>	<input type="radio"/>	<input type="checkbox"/>	<input type="checkbox"/>
Other	<input type="radio"/>	<input checked="" type="radio"/>	<input type="radio"/>	<input type="radio"/>	<input type="radio"/>	<input type="checkbox"/>	<input type="checkbox"/>

Please describe "other" factor(s) referenced above.

Please note that you may only select one response in each row. If you select a box in one of the last two columns, the scale options will be disabled. To re-enable these options, please uncheck the box under "Uncertain" or "Not applicable."

Note: Text box only appears if "Other" = "Some effect" or higher.

Question 22:

80%

*If the text on the screen is too large, press CTRL - until it meets your viewing preference.
Likewise, if the text is too small, press CTRL +.*

Please indicate the greatest challenge that you faced while establishing and/or sustaining your research career. Select one.

- Challenges in balancing work and family responsibilities
- Need to accommodate your spouse's or partner's career
- Inadequate pay
- Difficult job market/challenges in finding suitable position
- Difficulties in obtaining funding to support your research
- Health problems affecting you or your family member(s)
- Insufficient mentoring
- Challenges balancing research and teaching responsibilities
- Difficulties forming collaborative relationships with more senior or established faculty/researchers
- Difficulty meeting promotion/tenure deadlines or requirements due to pregnancy or birth of a child
- Challenges balancing research and clinical duties
- Difficulties recruiting talented students/postdocs to your research group
- Loss of interest in or motivation for a research career
- Self-doubts about your ability to succeed in a research career
- Other

- Do not know*

Only challenges selected under question 21 ("Some effect" or higher) are displayed under question 22.

Question 23:

83%

Effect of LRP on Career

How helpful has the LRP been in allowing you to continue your research career? Select one.

- Not at all helpful
- Somewhat helpful
- Moderately helpful
- Very helpful
- Extremely helpful
- Too early to tell*
- Do not know*

Please note that if you select one of the last two options, the scale options will be disabled. To re-enable these options, please uncheck the box under "Too early to tell" or "Don't know."

Back

Save and continue later

Next

Question 24:

88%

In what ways did the reduction or elimination of your debt through the LRP impact your career and/or career choices? Select all that apply.

- Too early to tell
- LRP had no effect on my career and/or career choices
- I was able to reduce my teaching load
- I was able to quit a part-time job
- I was able to reduce my clinical duties and/or supervision of clinicians duties
- I was able to reduce my teaching duties
- I was able to take a job with a lower salary or fewer benefits
- Other, please specify:
- Do not know

This question only appears for past participants (i.e., question 1 = "Past LRP recipient").

Question 24A:

90%

What is/was the greatest benefit of participating in the LRP? Select one.

- I was able to reduce my teaching load
- I was able to quit a part-time job
- I was able to reduce my clinical duties and/or supervision of clinicians duties
- I was able to reduce my teaching duties
- I was able to take a job with a lower salary or fewer benefits
- [other text]

Do not know

This question only appears for past participants (i.e., question 1 = "Past LRP recipient"). The only response choices that are displayed are those selected under question 24.

Question 25:

93%

Pay Equity

According to numerous reports, significant pay differences still exist among different groups of people. We are interested in finding out if our LRP participants are seeing the same thing. As of today, what is your **base annual salary, not including bonuses and overtime? If you are not salaried, please estimate your annual earned income.**

Prefer not to say

Please enter approximate full amount: \$

Please remember that all survey responses will be kept confidential. We will share aggregate data with NIH, but none of these data will contain information that can lead to your identification. Your frank and open responses will help NIH improve the program, and therefore, we encourage you to be candid about your experiences.

Also note that if you select "Prefer not to say," the text box will become disabled. If you would like to add a dollar amount, please uncheck the box under "Prefer not to say."

Question 26:

98%

Concluding Question

NIH is committed to the mission and goals of the LRP, and we want to hear from our LRP recipients about the program. If you have any further comments or suggestions about the LRP, please write them in the space below.

Back

Save and continue later

Submit

Final Screen:

Your responses have been submitted. Thank you for taking the time to complete this survey.

100%

Download / Print Responses:  PDF  Word