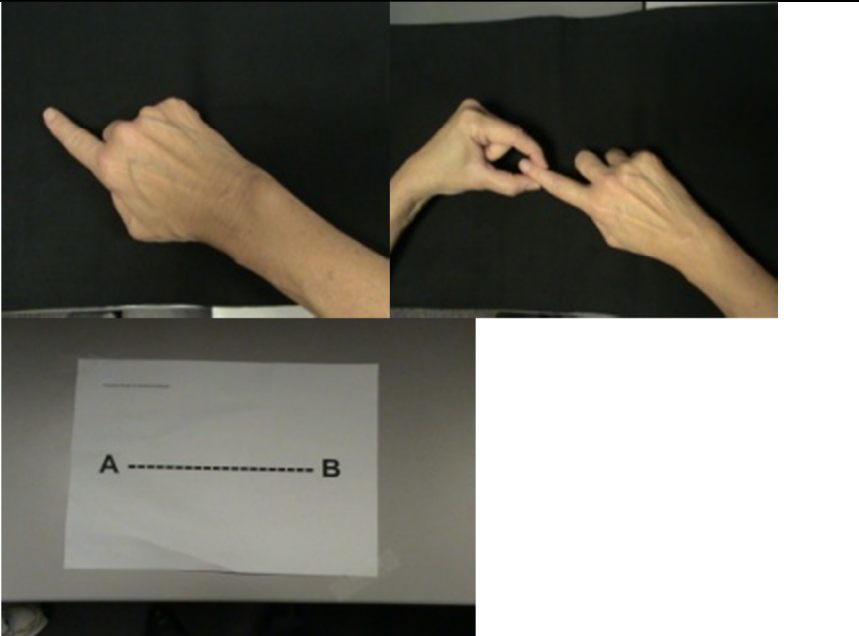
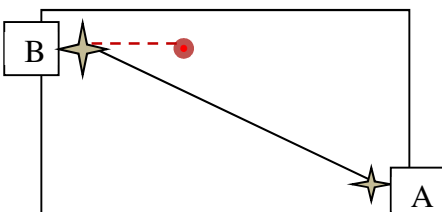


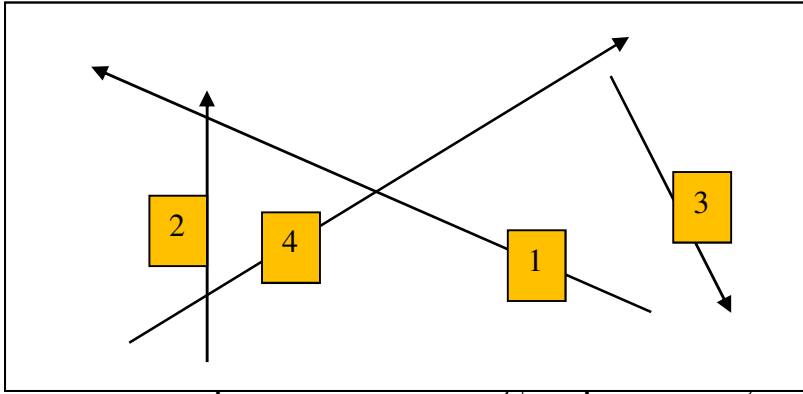
Attachment 15

Brief Kinesthesia Test

1. Name of test	Brief Kinesthesia Test
2. Estimate of time it will take to complete the <u>final form</u> of the test (i.e., subject burden during norming)	1 minute
3. Number of items expected to be in the <u>final form</u> of the test	4 plus 1 practice item
4. Instructions to subjects	<p>“Point your finger like this.”</p> <p>“I am going to move my finger from point A to B, like this.”</p> <p>“Now let’s move your finger from point A to point B and then back to point A. I am going to help you.”</p> <p>“Now, take your finger back to B by yourself.”</p> <p><u>If the participant completes the task correctly, say: “That’s right.” If the participant does not complete task correctly, repeat the instructions above.</u></p> <p>“Now, we are going to do this again so you can feel it without looking this time. Here is point A; now we are going to point B. Now I am moving you back to point A. Find point B.”</p> <p>“We are using this box to block your vision. I will move your finger from location A to B and then back to A. Then, I want you to move it back to B by yourself. Ready?”</p> <p><u>For the next three trials:</u></p> <p>“Again, I will move your finger from location A to B and then back to A. Then, I want you to move it back to B by yourself. Ready?”</p> <p>Now let’s use your other hand to do the pointing.</p> <p>(then same instructions as for the other hand)</p>

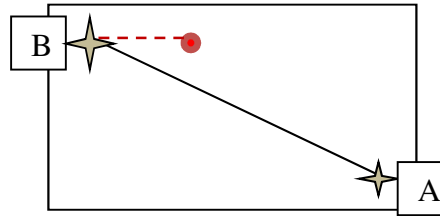
<p>5. Screen shots of 2-3 representative items</p>	
<p>6. Copies of recording forms or screen shots of scores recorded</p>	<p><u>Instructions about how to record the person's responses:</u> Mark the participant's number on the test sheet where the fingertip landed.</p> <p><u>Score Sheet:</u> The red dotted line is the space you measure.the red dot is the mark you place from thefingertip.</p> 

Brief Kinesthesia



1. R long, crossed	Cm
2. L medium	Cm
3. R medium	Cm
4. L long, crossed	Cm

And draw a line to the appropriate arrow tip.
After testing,
measure in cm. the distance to the arrow tip,
and record response in the box above, right.



Kinesthesia practice item

A - - - - - B