

GOVERNMENT TIRE RATING

ACME TIRE COMPANY

WILEY RR-S

SIZE: P225/60R16

SAFETY RATING (WET TRACTION)



FUEL EFFICIENCY RATING (ROLLING RESISTANCE)



DURABILITY RATING (TREAD WEAR)



Ratings are based on tires that are properly inflated.
Compare this tire with others before you buy.

Source: National Highway Traffic Safety Administration (NHTSA)

For more information visit www.SaferCar.gov



GOVERNMENT TIRE RATING

ACME TIRE COMPANY

WILEY RR-S

SIZE: P225/60R16

SAFETY RATING (WET TRACTION)



FUEL EFFICIENCY RATING (ROLLING RESISTANCE)



DURABILITY RATING (TREAD WEAR)



Ratings are based on tires that are properly inflated.
Compare this tire with others before you buy.

Source: National Highway Traffic Safety Administration (NHTSA)

For more information visit www.SaferCar.gov



GOVERNMENT TIRE RATING

ACME TIRE COMPANY

WILEY RR-S

SIZE: P225/60R16

SAFETY RATING (WET TRACTION)



FUEL EFFICIENCY RATING (ROLLING RESISTANCE)



DURABILITY RATING (TREAD WEAR)



Ratings are based on tires that are properly inflated.
Compare this tire with others before you buy.

Source: National Highway Traffic Safety Administration (NHTSA)

For more information visit www.SaferCar.gov



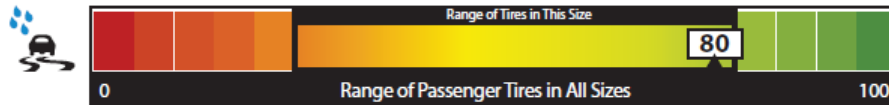
GOVERNMENT TIRE RATING

ACME TIRE COMPANY

WILEY RR-S

SIZE: P225/60R16

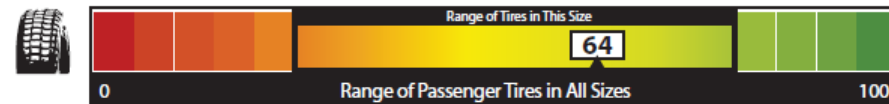
SAFETY RATING (WET TRACTION)



FUEL EFFICIENCY RATING (ROLLING RESISTANCE)



DURABILITY RATING (TREAD WEAR)



Ratings are based on tires that are properly inflated.
Compare this tire with others before you buy.

Source: National Highway Traffic Safety Administration (NHTSA)

For more information visit www.SaferCar.gov



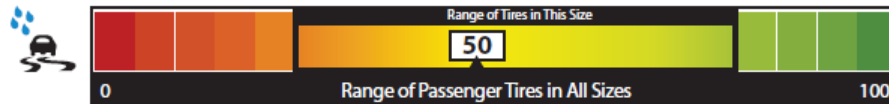
GOVERNMENT TIRE RATING

ACME TIRE COMPANY

WILEY RR-S

SIZE: P225/60R16

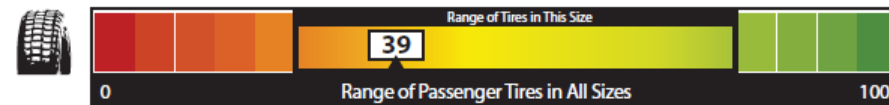
SAFETY RATING (WET TRACTION)



FUEL EFFICIENCY RATING (ROLLING RESISTANCE)



DURABILITY RATING (TREAD WEAR)



Ratings are based on tires that are properly inflated.
Compare this tire with others before you buy.

Source: National Highway Traffic Safety Administration (NHTSA)

For more information visit www.SaferCar.gov



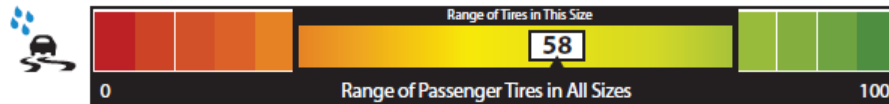
GOVERNMENT TIRE RATING

ACME TIRE COMPANY

WILEY RR-S

SIZE: P225/60R16

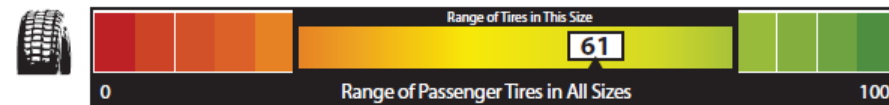
SAFETY RATING (WET TRACTION)



FUEL EFFICIENCY RATING (ROLLING RESISTANCE)



DURABILITY RATING (TREAD WEAR)



Ratings are based on tires that are properly inflated.
Compare this tire with others before you buy.

Source: National Highway Traffic Safety Administration (NHTSA)

For more information visit www.SaferCar.gov

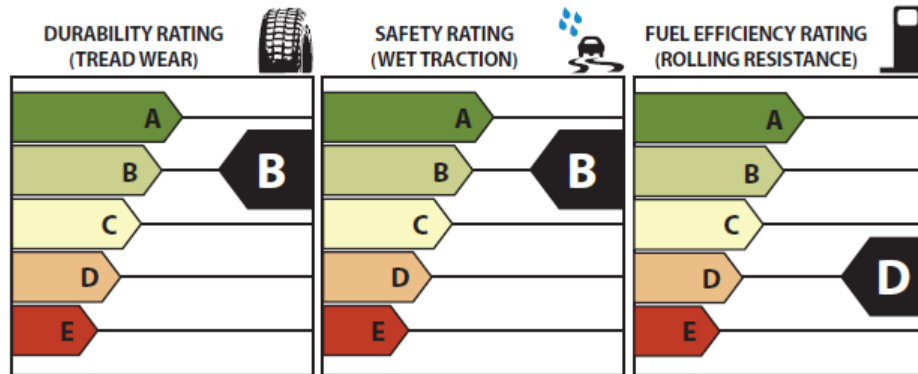


GOVERNMENT TIRE RATING

ACME TIRE COMPANY

WILEY RR-S

SIZE: P225/60R16



Ratings are based on tires that are properly inflated.
Compare this tire with others before you buy.

Source: National Highway Traffic Safety Administration (NHTSA)

For more information visit www.SaferCar.gov

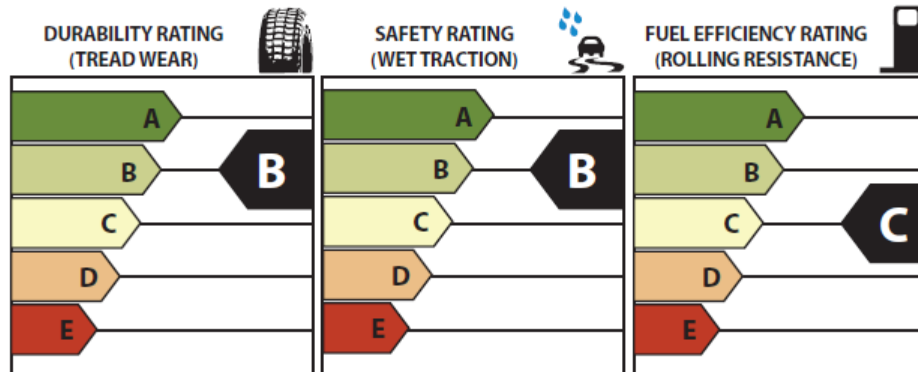


GOVERNMENT TIRE RATING

ACME TIRE COMPANY

WILEY RR-S

SIZE: P225/60R16



Ratings are based on tires that are properly inflated.
Compare this tire with others before you buy.

Source: National Highway Traffic Safety Administration (NHTSA)

For more information visit www.SaferCar.gov

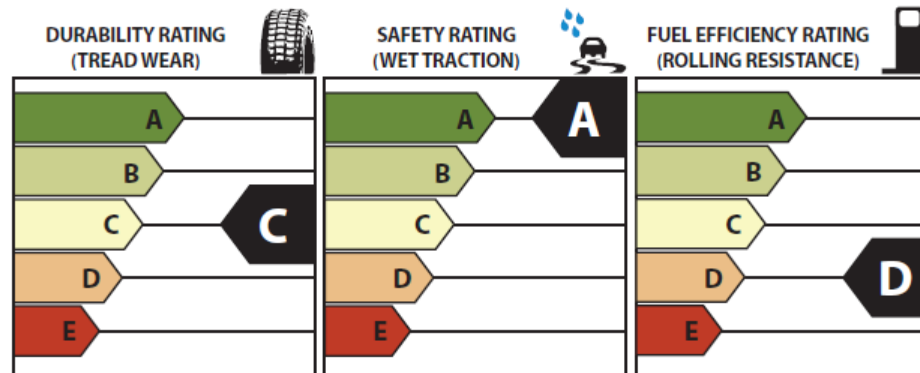


GOVERNMENT TIRE RATING

ACME TIRE COMPANY

WILEY RR-S

SIZE: P225/60R16



Ratings are based on tires that are properly inflated.
Compare this tire with others before you buy.
Source: National Highway Traffic Safety Administration (NHTSA)
For more information visit www.SaferCar.gov

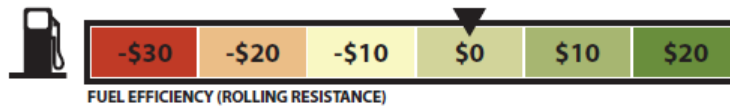


GOVERNMENT TIRE RATING

ACME TIRE COMPANY

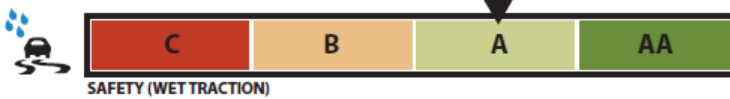
WILEY RR-S

SIZE: P225/60R16



FUEL EFFICIENCY (ROLLING RESISTANCE)

On average, this tire will save \$0/year on fuel compared to the average tire.



SAFETY (WET TRACTION)

Measurement of a tire's ability to stop on wet pavement. An A-rating indicates good performance.



DURABILITY (TREAD WEAR)

On average, this tire will last 5.8x longer than the control tire.

Ratings are based on tires that are properly inflated.
Compare this tire with others before you buy.

Source: National Highway Traffic Safety Administration (NHTSA)

For more information visit www.SaferCar.gov



GOVERNMENT TIRE RATING

ACME TIRE COMPANY

WILEY RR-S

SIZE: P225/60R16



FUEL EFFICIENCY (ROLLING RESISTANCE)

On average, this tire will save \$10/year on fuel compared to the average tire.



SAFETY (WET TRACTION)

Measurement of a tire's ability to stop on wet pavement. An A-rating indicates good performance.



DURABILITY (TREAD WEAR)

On average, this tire will last 5.6x longer than the control tire.

Ratings are based on tires that are properly inflated.
Compare this tire with others before you buy.

Source: National Highway Traffic Safety Administration (NHTSA)

For more information visit www.SaferCar.gov



GOVERNMENT TIRE RATING

ACME TIRE COMPANY

WILEY RR-S

SIZE: P225/60R16



FUEL EFFICIENCY (ROLLING RESISTANCE)

On average, this tire will cost an additional \$10/year on fuel compared to the average tire.



SAFETY (WET TRACTION)

Measurement of a tire's ability to stop on wet pavement. An AA-rating indicates excellent performance.



DURABILITY (TREAD WEAR)

On average, this tire will last 3.2x longer than the control tire.

Ratings are based on tires that are properly inflated.
Compare this tire with others before you buy.

Source: National Highway Traffic Safety Administration (NHTSA)

For more information visit www.SaferCar.gov





GOVERNMENT TIRE RATING

ACME TIRE COMPANY

WILEY RR-S

SIZE: P225/60R16

As compared to a set of four XYZ Tire Company tires mounted on a passenger car, assuming the vehicle is driven 15,000 miles per year, fuel costs are \$2.50 per gallon, and the initial tire cost is \$480 for 4 tires.



FUEL EFFICIENCY RATING (ROLLING RESISTANCE)

\$32.50 less in fuel costs per year



SAFETY RATING (WET TRACTION)

24 less feet in stopping distance



DURABILITY RATING (TREAD WEAR)

0 more miles before tires need to be replaced

Ratings are based on tires that are properly inflated.
Compare this tire with others before you buy.

Source: National Highway Traffic Safety Administration (NHTSA)

For more information visit www.SaferCar.gov



GOVERNMENT TIRE RATING

ACME TIRE COMPANY

WILEY RR-S

SIZE: P225/60R16

As compared to a set of four XYZ Tire Company tires mounted on a passenger car, assuming the vehicle is driven 15,000 miles per year, fuel costs are \$2.50 per gallon, and the initial tire cost is \$480 for 4 tires.



FUEL EFFICIENCY RATING (ROLLING RESISTANCE)

\$25.00 less in fuel cost per year



SAFETY RATING (WET TRACTION)

25 more feet in stopping distance



DURABILITY RATING (TREAD WEAR)

30,000 more miles before tires need to be replaced

Ratings are based on tires that are properly inflated.
Compare this tire with others before you buy.

Source: National Highway Traffic Safety Administration (NHTSA)

For more information visit www.SaferCar.gov

