



U.S. Department of the Interior
National Park Service
Washington State University
Social and Economic Sciences Research Center



OMB Approval 1024-0224
Expiration date: 2014

Katmai National Park and Preserve Visitor Study



United States Department of the Interior



IN REPLY REFER TO:

NATIONAL PARK SERVICE
Katmai National Park & Preserve
1000 Silver Street, Bldg 603 P.O. Box 7
King Salmon, AK 99613

Spring 2014

Dear Visitor:

Thank you for participating in this important study. Our goal is to learn about the expectations, opinions, and interests of visitors to Katmai National Park & Preserve. This information will assist us in our efforts to better manage this park and to serve you.

This questionnaire is only being given to a select number of visitors, so your participation is very important. It should only take about 20 minutes after your visit to complete.

When your visit is over, please complete this questionnaire. Seal it in the postage-paid envelope provided and drop it in any U.S. mailbox.

If you have any questions, please contact Lena Le, Director, SESRC, Wilson-Short Hall #133, Washington State University, Pullman, WA 99164-4014, 509-335-1512 (phone), lena.le@wsu.edu (email).

We appreciate your help.





Sincerely,

Superintendent

DIRECTIONS

At the end of your visit:

1. Please have the selected individual (at least 16 years old) complete this questionnaire.
2. Answer the questions carefully since each question is different.
3. For questions that use circles (O), please mark your answer by filling in the circle with **black or blue ink**. Please do not use pencil.

Like this: ● Not like this:    

4. Seal it in the postage-paid envelope provided.
5. Drop it in a U.S. mailbox.

Paperwork Reduction and Privacy Act Statement: The Paperwork Reduction Act requires us to tell you why we are collecting this information, how we will use it, and whether or not you have to respond. This information will be used by the National Park Service as authorized by 16 U.S.C. 1a-7. We will use this information to evaluate visitor experiences at Katmai National Park and Preserve. Your response is voluntary. Your name and contact information have been requested for follow-up mailing purposes only. When analysis of the questionnaire is completed, all name and address files will be destroyed and will in no way be connected with the results of this survey. A Federal agency may not conduct or sponsor, and you are not required to respond to, a collection of information unless it displays a currently valid OMB Control Number.

We estimate that it will take about 20 minutes to complete this. You may send comments concerning the burden estimates or any aspect of this information collection to: Lena Le, Director, SESRC, Wilson-Short Hall #133, Washington State University, Pullman, WA 99164-4014, 509-335-1512 (phone), lena.le@wsu.edu (email).

NOTE TO OMB REVIEWER:

For the purposes of this review and submission the questions in this survey are all included and are consistent with the currently approved pool questions for the NPS Programmatic Review Process (1024-0224 – Current Expiration Date: 8-31-2014).

Please Tell Us About Your Visit To Katmai National Park and Preserve (NP&P)

NOTE: In this questionnaire, **your personal group**, sometimes referred to as **your group**, is defined as anyone with whom you are visiting the park, such as a spouse, family, friends, etc. This does not include the larger group that you might be traveling with, such as a school, church, scout, or tour group.

1. a) Prior to this visit, how did your group obtain information about Katmai National Park & Preserve? Please mark (●) **all** that apply in column (a).

Did not obtain information prior to visit → **Go to part (b) of this question**

- b) If you were to visit Katmai National Park & Preserve in the future, how would your group prefer to obtain information about the park? Please mark (●) **all** that apply in column (b).

a) This visit	b) Future visit	Source of information
<input type="radio"/>	<input type="radio"/>	Friends/relatives/word of mouth
<input type="radio"/>	<input type="radio"/>	Bear watching/fishing guide companies/outfitters
<input type="radio"/>	<input type="radio"/>	Charter flight
<input type="radio"/>	<input type="radio"/>	Inquiry to park via phone, mail, or email
<input type="radio"/>	<input type="radio"/>	Katmai National Park & Preserve website: www.nps.gov/katm
<input type="radio"/>	<input type="radio"/>	Explore.org
<input type="radio"/>	<input type="radio"/>	Other websites — Which one(s)? _____
<input type="radio"/>	<input type="radio"/>	Maps/brochures
<input type="radio"/>	<input type="radio"/>	Newspaper/magazine articles
<input type="radio"/>	<input type="radio"/>	Package tour (cruise, airline, etc.)
<input type="radio"/>	<input type="radio"/>	Previous visits
<input type="radio"/>	<input type="radio"/>	Social media (Facebook, Twitter, etc.)
<input type="radio"/>	<input type="radio"/>	Television/radio programs/DVDs
<input type="radio"/>	<input type="radio"/>	Travel guides/tour books (AAA, Fodors, etc.)
<input type="radio"/>	n/a	Other, this visit (Specify) _____
n/a	<input type="radio"/>	Other, future visit (Specify) _____

- c) From the sources you used prior to this visit, did your group receive the type of information about the park that you needed? Please mark (●) **all** that apply.
- No Yes → **Go to Question 2**
- d) If NO, what type of park information did your group need that was not available? Please be specific.
- _____
2. a) Prior to this visit, was your group aware that you would be visiting Katmai National Park & Preserve, an area managed by the National Park Service? Please mark (●) **all** that apply.
- Yes No
- b) Prior to this visit, was your group familiar with Katmai NP&P rules and regulations? Please mark (●) **all** that apply.
- Yes No
3. On this trip, what was the **primary** reason your group visited Katmai National Park & Preserve? Please mark (●) **only one**.
- Bear watching Fishing
- Other recreation (backpacking, hiking, etc.) Photography
- Study Alaska Native culture Visit a National Park Service site
- Other reason (Please specify) _____
4. a) For you only, how did you get to Alaska on this trip? Please mark (●) **only one**.
- Resident of Alaska
- Charter flight Commercial flight (such as Alaska Airlines, Delta, etc.)
- Cruise ship Other method (Specify) _____
- b) On this trip, what forms of transportation did your group use to arrive at Katmai National Park & Preserve? Please mark (●) **all** that apply.
- Commercial airplane
- Personal airplane
- Commercial charter boat/cruise ship
- Personal boat
- Part of a package tour
- Lodge fly-out
- Other (Please specify) _____
5. a) On this trip, did your group stay overnight, **away from your home**, in Katmai NP&P or in the surrounding area, or in Alaska outside the area shown on the map on page x? Please mark (●) **all** that apply.

Yes No → Go to Question xx

b, c& d) If YES, please list the number of nights your group stayed at each type of accommodation either inside or outside of Katmai National Park & Preserve. If you did not use a type of accommodation, please leave that line blank

Accommodation	Number of nights		
	b) Inside	c) Outside park (area on map)	d) In Alaska (outside map area)
Lodge, motel, cabin, rented condo/home, B&B			
Camping in a developed campground			
Camping in the backcountry			
On a boat			
Residence of friends or relatives			
Other type of accommodation inside park			
Other type of accommodation outside park(Specify)			

6. On this trip, what was the primary reason that your group visited the area shown on the map on page x?
Please check only one

- Resident of the area Visit Katmai National Park and Preserve
- Visit friends/relatives in the area Visit other attractions in the area
- Other reason (Please specify _____)

7. On this trip, where did your group stay on the **night before** and the **night after** visiting Katmai National Park & Preserve? If you stayed at home, please write your home town/state

a) BEFORE visit: Town/city _____ State _____

b) AFTER visit: Town/city _____ State _____

8. On the map below, please mark (●) all the sites that your group visited on this visit to Katmai National Park & Preserve.



9. On this visit, how much time **in total** did your group spend at Katmai National Park & Preserve? Please list partial hours/days

_____ Number of hours **If less than 24 hours**

_____ Number of days **If 24 hours or more**

10. a) Katmai National Park & Preserve offers many recreational opportunities and visitor experiences which has the potential for conflicts between visitors engaged in different activities (e.g. fishing vs. boating, vs bear viewing vs. fishing, etc.). On this visit, did your group experience any conflicts with other visitors engaged in different or the same activity?

Yes No → **Go to Question xx**

b) If YES, what was the conflict between your group and another group?

11. a) On this visit to Katmai National Park & Preserve, in which activities did your group participate within the park (excluding Brooks Camp)? Please mark (•) all that apply in column (a).

b) In column (b), please mark (•) all the activities your group participated in at Brooks Camp only.

- Did not visit Brooks Camp → Go to Question xx

Activity	a) In the park	b) At Brooks Camp
Attending bear orientation and safety talk	<input type="radio"/>	<input type="radio"/>
Attending other ranger-led talks or walks	<input type="radio"/>	<input type="radio"/>
Backpacking	<input type="radio"/>	<input type="radio"/>
Bear watching	<input type="radio"/>	<input type="radio"/>
Boating (motorized)	<input type="radio"/>	<input type="radio"/>
Boating (non-motorized)	<input type="radio"/>	<input type="radio"/>
Camping	<input type="radio"/>	<input type="radio"/>
Day-hiking	<input type="radio"/>	<input type="radio"/>
Dining	<input type="radio"/>	<input type="radio"/>
Fishing—catch and keep	<input type="radio"/>	<input type="radio"/>
Fishing—catch and release	<input type="radio"/>	<input type="radio"/>
Flight seeing	<input type="radio"/>	<input type="radio"/>
Photography	<input type="radio"/>	<input type="radio"/>
Buying items in visitor center bookstore	NA	<input type="radio"/>
Staying in lodge	<input type="radio"/>	<input type="radio"/>
Taking guided tour in park (with guide other than park ranger)	<input type="radio"/>	<input type="radio"/>
Viewing wildlife (other than bears)	<input type="radio"/>	<input type="radio"/>
Visiting visitor center	<input type="radio"/>	<input type="radio"/>
Other activities (Please specify below)	<input type="radio"/>	<input type="radio"/>

This section contains questions about Brooks Camp. If you did not visit Brooks Camp on this visit please go to Question 16

12. a) Did anyone in your group attend any informational/interpretive programs that are offered daily at Brooks Camp? Please mark (●) **all** that apply. O No O
 Yes → **Go to Question 11**

b) If NO, please mark (●) **all** the reasons for not attending the interpretive programs. Please mark (●) **all** that apply.

O Not interested in interpretive programs
 O Location not convenient O Timing not convenient
 O Subject not interesting O Other (Specify) _____

13.a) How long did you have to wait for your turn on the Falls Bear Viewing Platform?

Length of wait _____ minutes

OR O did not use the Falls Platform → Go to question 13

b) Compared to what you expected how was the length of wait time? Please mark (●) **one**

O Longer than expected O About as expected O Shorter than expected

14. a) In order to reduce the wait time at the Falls Platform, a few options are being considered. Which of the following options would you prefer? Please mark (●) **all** that apply.

- O I would rather spend less time on the platform if it helps to reduce the wait time
- O I would rather spend the full hour on the platform even if it means a longer wait

b) An advanced reservation system is being considered to help reduce the wait time at the Falls Platform. Would you be interested in using the reservation system?

- O Yes O No

c) Would you be willing to pay \$8 per person to reserve a specific time to view bears at the falls? Please mark (●) **all** that apply.

- O Yes O No O Not sure

15. How did the following elements affect your visit to Brooks Camp. Please mark (●) **one** for each element

	Enhanced my experience	No effect	Detracted from my enjoyment	Did not experience
One mile walk to Falls Platform	O	O	O	O
Bear related delays while moving around Brooks Camp	O	O	O	O

b) On this visit, did your experience at Brooks Camp meet your group's expectations? Please mark (●) **all** that apply.

Yes No

This section contains questions about backcountry of Katmai National Park & Preserve which includes all areas other than Brooks Camp developed area and Lake Camp area

16. a) On this visit, did your group visit the **backcountry** of Katmai National Park & Preserve? Please mark (●) **one**.

Yes No → **Go to Question xx**

b) How long did your group stay in the backcountry? Please mark (●) **one**.

_____ Number of hours **If less than 24 hours**

_____ Number of days **If 24 hours or more**

c) For you only, including this visit, how many times have you gone into Katmai NP&P's backcountry? Please mark (●) **one**.

Once 2-4 times 5 times or more

17. a) While in the backcountry, did you observe human waste or trash? Please mark (●) **one**.

Yes No

b) If your group were to visit the backcountry in the future, would you be willing to pack out your human waste? Please mark (●) **one**.

Yes No

c) If your group were to visit the backcountry in the future, would you be willing to obtain a backcountry permit (online, phone, in person)? Please mark (●) **one**.

Yes No

f) If YES, would your group be willing to pay \$8per permit? Please mark (●) **one**.

Yes No

18. How would your group rate your backcountry experience on this visit? Please mark (●) **one**.

Very poor	Poor	Average	Good	Very good
<input type="radio"/>	<input type="radio"/>	<input type="radio"/>	<input type="radio"/>	<input type="radio"/>

19. a) During this visit to Katmai National Park & Preserve did you observe presence of park ranger in the park locations other than visitor center, ranger-led tour, or safety briefing? Please mark (●) **one**.

Yes No

b) How would you rate the availability of park rangers during your visit? Please mark (●) **all** that apply.

Not enough rangers About the right amount Too many

20. a) Please mark (●) **all** the visitor services and facilities that your group **used** at Katmai National Park & Preserve during this visit.

b) Please rate the importance of the services and facilities used during your visit from 1-5.

c) Please rate the quality of the services and facilities used from 1-5.

a) Visitor services/facilities used Mark (●)	b) If used, how important?	c) If used, what quality?
	1=Not at all important 2=Slightly important 3=Moderately important 4=Very important 5=Extremely important	1=Very poor 2=Poor 3=Average 4=Good 5=Very good
<input type="radio"/> Access for disabled persons	_____	_____
<input type="radio"/> Assistance from National Park Service staff	_____	_____
<input type="radio"/> Assistance from concession or guide staff	_____	_____
<input type="radio"/> Bulletin boards	_____	_____
<input type="radio"/> Park brochure/map	_____	_____
<input type="radio"/> Other park brochures/publications	_____	_____
<input type="radio"/> Park website: www.NationalParks.gov/katm used before or during visit	_____	_____
<input type="radio"/> Orientation video program (at visitor center)	_____	_____
<input type="radio"/> Ranger-led programs (walks, talks, etc.)	_____	_____
<input type="radio"/> Restrooms	_____	_____
<input type="radio"/> Trailside interpretive signs	_____	_____
<input type="radio"/> Visitor center bookstore (selection, price, etc.)	_____	_____
<ul style="list-style-type: none"> • Visitor center (overall) • 	_____	_____

21. a) What did your group like **most** about your visit to Katmai National Park & Preserve?

b) What did your group like **least** about your visit to Katmai National Park & Preserve?

22. Overall, how would you rate the quality of the facilities, services, and recreational opportunities provided to your group at Katmai National Park & Preserve during this visit? Please mark (●) **one**.

Very poor	Poor	Average	Good	Very good
<input type="radio"/>	<input type="radio"/>	<input type="radio"/>	<input type="radio"/>	<input type="radio"/>

23. a) For the locations on the list below, please list the number of people you saw at each location. If you did not visit a location please mark "did not visit"

b) For the places that your group visited, how crowded did you feel? Please mark (●) **one** answer for each location.

Location	b) # of people seen	Did not visit	c) How crowded?				
			Extremely crowded	Very crowded	Somewhat crowded	Slightly crowded	Not crowded at all
Falls Platform	_____	<input type="radio"/>	<input type="radio"/>	<input type="radio"/>	<input type="radio"/>	<input type="radio"/>	<input type="radio"/>
Riffles Platform	_____	<input type="radio"/>	<input type="radio"/>	<input type="radio"/>	<input type="radio"/>	<input type="radio"/>	<input type="radio"/>
Brooks Camp area	_____	<input type="radio"/>	<input type="radio"/>	<input type="radio"/>	<input type="radio"/>	<input type="radio"/>	<input type="radio"/>
Lower River Platform	_____	<input type="radio"/>	<input type="radio"/>	<input type="radio"/>	<input type="radio"/>	<input type="radio"/>	<input type="radio"/>
Alagnak Wild River		<input type="radio"/>	<input type="radio"/>	<input type="radio"/>	<input type="radio"/>	<input type="radio"/>	<input type="radio"/>
American Creek	_____	<input type="radio"/>	<input type="radio"/>	<input type="radio"/>	<input type="radio"/>	<input type="radio"/>	<input type="radio"/>
Moraine/Funnel Area	_____	<input type="radio"/>	<input type="radio"/>	<input type="radio"/>	<input type="radio"/>	<input type="radio"/>	<input type="radio"/>
Naknek River		<input type="radio"/>	<input type="radio"/>	<input type="radio"/>	<input type="radio"/>	<input type="radio"/>	<input type="radio"/>
Geographic/Amalik	_____	<input type="radio"/>	<input type="radio"/>	<input type="radio"/>	<input type="radio"/>	<input type="radio"/>	<input type="radio"/>
Hallo Bay	_____	<input type="radio"/>	<input type="radio"/>	<input type="radio"/>	<input type="radio"/>	<input type="radio"/>	<input type="radio"/>
Kulik River	_____	<input type="radio"/>	<input type="radio"/>	<input type="radio"/>	<input type="radio"/>	<input type="radio"/>	<input type="radio"/>
Valley of 10,000 Smokes	_____	<input type="radio"/>	<input type="radio"/>	<input type="radio"/>	<input type="radio"/>	<input type="radio"/>	<input type="radio"/>
Other (Please specify) _____	_____	<input type="radio"/>	<input type="radio"/>	<input type="radio"/>	<input type="radio"/>	<input type="radio"/>	<input type="radio"/>

24. On this visit, was your group part of the following types of organized groups? Please mark (●) **one** for **each** group type.

a) Commercial guided tour group Yes No
 (Only include tour group led by private tour/guide/outfitter companies, DO NOT include ranger-led program)

b) School/educational group Yes No

c) Other (scouts, work, church, etc.) Yes No

d) If you were with an organized groups, how many people, including yourself, were in this group?

_____ Number of people in organized group

25. a) On this visit, which type of personal group (not guided tour/school/other organized group) were you with? Please mark (●) **only one**.

- Alone Family Friends
- Family and friends Other (Please specify) _____

b) On this visit, how many people were in your personal group, including yourself?

_____ Number of people

26. For your group, please provide the following. If you do not know the answer, please leave blank.

	a) Gender	b) Current age	c) U.S. ZIP code or name of country other than U.S.	d) & e) Number of visits to Katmai (including this visit)	
	M=male F=female			Past 12 months	Lifetime
Yourself	_____	_____	_____	_____	_____
Member #2	_____	_____	_____	_____	_____
Member #3	_____	_____	_____	_____	_____
Member #4	_____	_____	_____	_____	_____
Member #5	_____	_____	_____	_____	_____
Member #6	_____	_____	_____	_____	_____
Member #7	_____	_____	_____	_____	_____

27. a) Please mark (•) **all** the topics your group learned about during this visit to Katmai NP&P

b) Please mark (•) **all** the topics your group are interested in learning or learning more about during a future visit.

Not interested in learning on a future visit → **Go to Question 28**

Topic	a) Learned on this visit?	b) Interested in learning on a future visit?
Brown bears	<input type="radio"/>	<input type="radio"/>
Volcanism/geology	<input type="radio"/>	<input type="radio"/>
Salmon or other fish	<input type="radio"/>	<input type="radio"/>
Other natural history (other than bears or fish)	<input type="radio"/>	<input type="radio"/>
Alaska Native cultural history	<input type="radio"/>	<input type="radio"/>
Early park exploration	<input type="radio"/>	<input type="radio"/>
Other (Please specify)	<input type="radio"/>	<input type="radio"/>

28. For your group, please list all expenditures for the items listed below for this visit to Katmai National Park & Preserve (see map on page X) and in Alaska, other than Katmai. **Please write "0" if no money was spent in a particular category.**

a) Please list your group's total expenditures inside Katmai National Park & Preserve, including Brooks Camp and backcountry lodges, as shown on page X map.

b&c) Please list your group's total expenditures in the outside area on the map and in Alaska.

NOTE: Surrounding area residents should only include expenditures that were **directly related** to this visit to Katmai National Park & Preserve.

	EXPENDITURES		
	a) In Katmai NP&P	b) area outside (on the map)	c) in Alaska (outside map)
Package tour (cruise, airline, etc.)	\$ _____	\$ _____	\$ _____

Please list expenditures NOT included in the package tour below:

Lodge/hotel/motel/cabins, B&B, etc.	\$ _____	\$ _____	\$ _____
Camping fees and charges	\$ _____	\$ _____	\$ _____
Guide fees and charges	\$ _____	\$ _____	\$ _____
Restaurants and bars	\$ _____	\$ _____	\$ _____
Groceries and takeout food	\$ _____	\$ _____	\$ _____
Gas and oil (auto, RV, boat, etc.)	\$ _____	\$ _____	\$ _____
Airfare	\$ _____	\$ _____	\$ _____
Other transportation NOT include airfare	\$ _____	\$ _____	\$ _____
Admission, recreation, entertainment fees	\$ _____	\$ _____	\$ _____
All other purchases (souvenirs, books, postcards, sporting goods, clothing, donations, etc.)	\$ _____	\$ _____	\$ _____

c) How many people do the above expenses cover? Please write "0" if no children were covered.

_____ Adults (18 years or over) _____ Children (under 18 years)

29. If you were a manager planning for the future of Katmai NP&P, what would you propose?.

30. Is there anything else your group would like to tell us about your visit to Katmai NP&P?

31. a) In your opinion, how important is it to protect the following resources/attributes at Katmai NP&P? Please rate the level of importance from 1-5 as indicated in column (a)

b) During this visit to Katmai NP&P, compared to your expectations, please rate the quality of your experience with each resource/attribute in column (b). If you did not use/experience a resource/ attribute on this visit, please mark "Did not use."

Resource/attribute	a) how important?	b) what quality?	Did not use/ experience
	1=Not at all important 2=Slightly important 3=Moderately important 4=Very important 5=Extremely important	1=Worse than expected 2= About the same as expected 3= Better than expected	
Archeological and historic sites	_____	_____	<input type="radio"/>
Bear watching	_____	_____	<input type="radio"/>
Clean water	_____	_____	<input type="radio"/>
Fishing	_____	_____	<input type="radio"/>
Hunting	_____	_____	<input type="radio"/>
Native plants	_____	_____	<input type="radio"/>
Natural quiet/sounds of nature	_____	_____	<input type="radio"/>
Native wildlife	_____	_____	<input type="radio"/>
Bird watching	_____	_____	<input type="radio"/>
Recreational opportunities	_____	_____	<input type="radio"/>
Scenic views	_____	_____	<input type="radio"/>
Solitude	_____	_____	<input type="radio"/>
Wilderness	_____	_____	<input type="radio"/>

32. For you only, what is the highest level of education you have completed? Please mark (●) **one**.


- Some high school
- High school diploma/GED
- Bachelor's degree
- Graduate degree
- Some college

33. a) For you only, which category best represents your annual **household** income? Please mark (●) **only one**.

- Less than \$24,999
- \$25,000-\$34,999
- \$35,000-\$49,999
- \$50,000-\$74,999
- \$75,000-\$99,999
- \$100,000-\$149,999
- \$150,000-\$199,999
- \$200,000 or more
- Do not wish to answer

b) How many people are in your household? _____ Number of people

Thank you for your help! Please seal the questionnaire in the postage-paid envelope provided and drop it in any U.S. mailbox.

 Printed on recycled paper

OFFICIAL BUSINESS

**Visitor Services Project
Park Studies Unit
College of Natural Resources
University of Idaho
875 Perimeter Drive MS 1139
Moscow, Idaho 83844-1139**