

Attachment K:
New Contact Form

Version A: For Individuals

Register Business - WasteWise Re-TRAC

WasteWise Re-TRAC

You are logged in as:

Already registered? [Login.](#)

Username:

Password:

[Forgot Password](#)

Reporting Contact Partner and Location Information

* Partner

* Name of Reporting Location

* State

Contact Registration Information

* Email/Username

Your email address will be your Username.

* Title

Salutation

* First Name

Middle Initial

* Last Name

* Address

Address 2

* City

* Location

* Zip Code

* Phone Number


Alt Phone Number

Fax Number



* Password

Password must be a minimum of 6 characters

* Confirm Password

 [You are logged in as Ronald Vance](#)

- WasteWise**
-  [U.S. Environmental Protection Agency](#)
 -  [Create Report](#)
 -  [View Reports](#)

- Manage**
-  [Partners](#)
 -  [Users](#)

WasteWise



Conserving Resources,
Preventing Waste
OSWWasteWise@epa.gov
1-800-EPA-WISE

Add New Contact

Instructions

- Edit your current contact information below.
- Click "Save" to retain your changes.
- To change your password, click on "Change Password".

 [Change Password](#)

* **Email/Username**
Your email address will be your Username.

* **Title**

Salutation

* **First Name**

Middle Initial

* **Last Name**

* **Address**

Address 2

* **City**

* **Location**

* **Zip Code**

* **Phone Number**

Alt Phone Number

Fax Number

* **Password**
Password must be a minimum of 6 characters

* **Confirm Password**

* **Access Level**

If you would like to restrict a user's access to one or more locations, please select them here. Selecting nothing will default to give the user access to all locations.

- Ada - Robert S. Kerr Environmental Research Center
- Ann Arbor - National Vehicle
- Athens - National Exposure Research Laboratory
- Athens - Science and Ecosystem Support Division Laboratory

Save