



User Interface Design Screen Examples



U.S. Citizenship
and Immigration
Services

Log In Screen



U.S. Citizenship
and Immigration
Services

[USCIS.gov](#) | [Index](#) | [Help](#) | [Log In](#)

Search

Entire Site Just this Section



FORMS

NEWS

RESOURCES

LAWS

OUTREACH

ABOUT US

myUSCIS Log In

SECURE LOG IN

Enter your Email address and your Password.

Email address:

Password:

[Forgot or need to reset your password?](#)

CREATE A NEW ACCOUNT

If you want to apply online OR if you received a USCIS Account Online Access Code on a Benefit Acceptance Notice, you need to create a new account.

Advantages of a USCIS Online Account:

- Request Benefit with Step-by-Step Guide
- Pay Online
- Check Case Status

FAQs

What is a USCIS Account Online Access Code?

For certain benefit types, applicants who submitted a benefit request by mail may have received an Account Online Access Code along with the benefit notice.

[Click here to view an example](#)

Create Account



U.S. Citizenship
and Immigration
Services

USCIS.gov | Index | Help | Log In

Search

Entire Site Just this Section

- FORMS
- NEWS
- RESOURCES
- LAWS
- OUTREACH
- ABOUT US

Online Account Setup

Provide Email and Account Type

Your Email address is used to log in to your myUSCIS Online account. All USCIS Email communications will be sent to this address.

SELECT ACCOUNT TYPE * Indicates Required Field

1. APPLICANT (Apply benefit for myself)

Select the type of Account you like to create

PROVIDE EMAIL

Email:*

Example: Yourname@example.com

Re-enter Email:*

How do you like to be greeted?:

Display Name example: Hi John

Already have an USCIS Account ID?

Have an Online Access Code?

Please go ahead and create your Online account as directed on the left.

You can provide your USCIS Account ID and Online Access Code **AFTER** you set up your Email and Password (part of activating your Online account).

* I have read and agree to the [Privacy Act Statement](#)

FAQs

Who can create a myUSCIS Online Account?

Applicant
Apply for benefit for myself

Representatives
Attorneys

Accredited Representative (Qualified non-profit religious, charitable, social service, or similar organizations established in the United States, so recognized by the Department of Justice, BIA pursuant to 8 CFR 1292.2.)

[More about Account Types](#)

[What is an USCIS Account ID?](#)

[What is an Online Access Code?](#)

[USCIS Reporting Burden Statement](#)

	Website Policy	Privacy and Legal Disclaimers	Accessibility
InfoPass	Citizenship	U.S. Department of Homeland Security	Freedom of Information Act (FOIA)
My Case Status	Green Card	U.S. Customs & Border Protection	No FEAR Act
E-Verify	Family	U.S. Immigration & Customs Enforcement	Website Policy
Career at USCIS	Working in the U.S.	White House	Accessibility
Adobe PDF Reader	Humanitarian	U.S. Department of State	Plug-ins
Windows Media Player	Adoption	USA.gov	Adobe Reader
Plug-ins	Military		Windows Media Player
Site Map (Index)	Visit the U.S.		
Contact Us	Genealogy		

USCIS Privacy Act Statement



AUTHORITIES: The information requested on this benefit application, and the associated evidence, is collected pursuant to The Immigration and Nationality Act, as amended *INA § 101, et seq.*

PURPOSE: The primary purpose for providing the requested information on this benefit application is to determine if you have established eligibility for the immigration benefit for which you are filing. The information you provide will be used to grant or deny the benefit sought.

DISCLOSURE: The information you provide is voluntary. However, failure to provide the requested information, and any requested evidence, may delay a final decision or result in denial of your benefit request.

ROUTINE USES: The information you provide on this benefit application may be shared with other federal, state, local, and foreign government agencies and authorized organizations in accordance with approved routine uses, as described in the associated published system of records notices [[DHS-USCIS-007 - Benefits Information System](#) and [DHS-USCIS-001 - Alien File \(A-File\) and Central Index System \(CIS\)](#)], which can be found at www.dhs.gov/privacy. The information may also be made available, as appropriate for law enforcement purposes or in the interest of national security.

USCIS Reporting Burden Statement



Reporting Burden:

An agency may not conduct or sponsor an information collection and a person is not required to respond to a collection of information unless it displays a currently valid Office of Management and Budget (OMB) control number. The public reporting burden for this information collection is estimated at 2 hours and 15 minutes per response. You may send comments concerning this estimate or any other aspect of this collection of information, including suggestions for reducing this burden to rfs.regs@dhs.gov.

Note: This e-mail address should only be used to submit comments concerning this information collection. Please do not submit requests for individual case status inquiries to this address. If you are seeking information about the status of your individual case, please check “My Case Status” online at: <https://egov.uscis.gov/cris/Dashboard.do>, or call the USCIS National Customer Service Center at 1-800-375-5283.




- [View My Cases](#)
- [Apply Online](#)
- [View Messages](#)
- [View My Profile](#)

Apply Online



Step-by-Step Online Application

Please select a benefit request you would like to Apply Online.

Available Benefits:

Customers of USCIS ELIS may submit benefit requests to extend or change their status (currently referred to as the Form I-539, Application to Extend/Change Nonimmigrant Status OMB Control No. 1615-XXXX, Expires XX/XX/XXXX). Please refer to the chart below to see if your benefit request can be filed in USCIS ELIS.

If you want to...	And you...	Then
Extend status	are a ... B-1, B-2, F-1*, M-1 or M-2	You can e-file in USCIS ELIS.
Change status	want to become a ... B-1, B-2, F-1**, F-2, J-1, J-2, M-1 or M-2	
Reinstate status	were a ... F-1*** or M-1***	

* Limited to individuals in the F-1 classification with a date-specific visa.

** An M-1 student may not change status to an F-1 student per 8 CFR 248.1(c)(1).

*** The spouse or child of an F-1 or M-1 student may be included in the principal's benefit request.

Important Notes:

- USCIS captures your Internet Protocol address and your web browser information when you file a benefit request.
- USCIS cannot electronically process fee waivers at this time in USCIS ELIS. Payment processing is completed entirely through Department of Treasury's secure Pay.gov system. USCIS will not store or have access to your payment or credit card information.
- NEVER give out your USCIS ELIS account number or password to another individual or allow another person to use your USCIS ELIS account and password to file a benefit request.

About Me





U.S. Citizenship and Immigration Services

[USCIS.gov](#) | [Index](#) | [Help](#) | [Logout](#)

Entire Site Just this Section

Display Name

[FORMS](#) [NEWS](#) [RESOURCES](#) [LAWS](#) [OUTREACH](#) [ABOUT US](#)

- Benefit Home
- About Me ←
 - Account Info.
 - Name / Birth Info.**
 - Contact Info.
 - Citizenship
 - Immigration Record
 - Other Info.
- Application Type
- Eligibility Info.
- Beneficiary Info.
- Supplementary Info.
- Ancillary Cases
- Evidence
- Application Review
- Preparer
- Designation
- Submission & E-Sign
- Payment

Application to Extend or Change Nonimmigrant Status

About Me

Name and Birth Information * Indicates Required Field

Last Name:*

Family Name

First Name:* No First Name
Check this box if you do not have a first name

Given Name

Middle Name:* No Middle Name
Check this box if you do not have a middle name

If any

Birth Information

Date of Birth:*
- Select Month - - Select Day - - Select Year -

Country:* City/Town:
- Select Country -

State: Province:
- Select State -

TIPS

Your full legal name must be used for USCIS records or documents. The name you provide must be your full legal name and must be the same as it appears on your passport, birth certificate, or other legal form of identity.

If your name has changed due to marriage, divorce, etc., you must submit evidence of the legal name change, and USCIS must be able to verify or confirm the new name.


Date of birth must match the date as shown on the beneficiary's birth certificate or other legal documents.

[Website Policy](#) | [Privacy and Legal Disclaimers](#) | [Accessibility](#)

InfoPass Citizenship U.S. Department of Homeland Security Freedom of Information Act (FOIA)

Application Type – View 1





U.S. Citizenship and Immigration Services

USCIS.gov | Index | Help | Logout

Search

Entire Site Just this Section
 Display Name

FORMS

NEWS

RESOURCES

LAWS

OUTREACH

ABOUT US

- Benefit Home
- About Me
- Application Type
- Application Type
 - Application Type
- Eligibility Info.
- Beneficiary Info.
- Supplementary Info.
- Ancillary Cases
- Evidence
- Application Review
- Preparer
- Designation
- Submission & E-Sign
- Payment

Application to Extend or Change Nonimmigrant Status

Application Type

* Indicates Required Field

Select the benefit for which you are applying:*

Extension of Stay:

- I am applying for an extension of stay in my current status and I am the only applicant.
- Members of my family and I are applying for an extension of stay in our current status and we are all seeking the same benefit.

Change of Nonimmigrant Status:

- I am applying for a change of status and I am the only applicant.
- Members of my family and I are applying to change our status and we are all seeking the same benefit.

Reinstatement of Student Status:

- I am seeking a reinstatement to student status.

TIPS

You may submit this benefit request online to apply for an extension of stay in the United States if you are currently in "B" status, or if you are seeking to change your status to "A", "B", "F", "G", "J", "M" or NATO, or applying to reinstate your F-1 or M-1 Student Status.

[Nonimmigrant Categories](#)

8

Application Type – View 2



U.S. Citizenship
and Immigration
Services

USCIS.gov | Index | Help | Logout

Search

Search

Entire Site Just this Section

Display Name



FORMS

NEWS

RESOURCES

LAWS

OUTREACH

ABOUT US

Benefit Home

About Me

Application Type

Application Type

Eligibility Info.

Beneficiary Info.

Supplementary Info.

Ancillary Cases

Evidence

Application Review

Preparer

Designation

Submission & E-Sign

Payment

Application to Extend or Change Nonimmigrant Status

Application Type

Family Extension

* Indicates Required Field

Extension Date

We request that our current status be extended until: *

Date:

- Select Month -

- Select Day -

- Select Year -

Benefit Request Applicants

The names of the additional applicants on this benefit request:

Last Name:

First Name:

Middle Name:

Clear

Family Name

Add More

< Back

Next >

Save

Exit

TIPS

For request for extension of stay all members of your family must currently be in the same status you hold and must be seeking an extension of stay only.

For requests for changes of status all members of your family must currently be seeking a change of status to the same status you are seeking.

Eligibility Info. – View 1



U.S. Citizenship
and Immigration
Services

USCIS.gov | Index | Help | Logout

Search

Entire Site Just this Section

Display Name



FORMS

NEWS

RESOURCES

LAWS

OUTREACH

ABOUT US

Benefit Home

About Me

Application Type

Eligibility Info.

I-94, I-94W, I-95

Principal Alien

Immigration Status

Background Questions

Beneficiary Info.

Supplementary Info.

Ancillary Cases

Evidence

Application Review

Preparer

Designation

Submission & E-Sign

Payment

Application to Extend or Change Nonimmigrant Status



Eligibility Information

Principal Alien

* Indicates Required Field

Are you filing this application for status based on a Principal Alien's nonimmigrant status? Yes No

< Back

Next >

Save

Exit

TIPS

A Principal Alien is a person who applies for or has a nonimmigrant status from which another alien may derive lawful nonimmigrant status under immigration law or regulations.

Eligibility Info. – View 2



U.S. Citizenship
and Immigration
Services

USCIS.gov | Index | Help | Logout

Search

Entire Site Just this Section

Display Name



FORMS

NEWS

RESOURCES

LAWS

OUTREACH

ABOUT US

- Benefit Home
- About Me
- Application Type
- Eligibility Info.
- I-94, I-94W, I-95
- Principal Alien
- Immigration Status
- Background Questions
- Beneficiary Info.
- Supplementary Info.
- Ancillary Cases
- Evidence
- Application Review
- Preparer
- Designation
- Submission & E-Sign
- Payment

Application to Extend or Change Nonimmigrant Status

Eligibility Information

Principal Alien

* Indicates Required Field

Are you filing this application for status based on a Principal Alien's nonimmigrant status? Yes No

How is the Principal Alien obtaining status?

- Another benefit request is being concurrently filed with this application.
- Another benefit request was previously filed with USCIS.
Provide Receipt/Case Number:


If Known
- He/she was inspected and admitted at a port of entry in that principal status.

TIPS

A Principal Alien is a person who applies for or has a nonimmigrant status from which another alien may derive lawful nonimmigrant status under immigration law or regulations.

Add Beneficiary – View 1





U.S. Citizenship and Immigration Services

USCIS.gov | Index | Help | Logout

Search

Entire Site Just this Section
 Display Name

FORMS NEWS RESOURCES LAWS OUTREACH ABOUT US

- Benefit Home
- About Me
- Application Type
- Eligibility Info.
- Beneficiary Info.
- Beneficiaries
- Supplementary Info.
- Ancillary Cases
- Evidence
- Application Review
- Preparer
- Designation
- Submission & E-Sign
- Payment

Application to Extend or Change Nonimmigrant Status

Beneficiaries

List of Beneficiaries

<Beneficiary Name>

<Beneficiary Name>

Note: You are required to submit the Form I-94, Arrival-Departure Record for each beneficiary included in this benefit request. You will have the opportunity submit a digital copy of the Form I-94, Arrival-Departure Record during the evidence submission process.


TIPS

Evidence will be required to establish claimed relationships in this section.

There are only certain categories that a beneficiary can receive a benefit through their relationship with a petitioner on an I-539 filing. Those relationships are the following: Spouse, Unmarried Biological Child, Unmarried Step-child, Unmarried Adopted Child"

Add Beneficiary – View 2





U.S. Citizenship and Immigration Services

USCIS.gov | Index | Help | Logout

Search

Entire Site Just this Section

Display Name

FORMS NEWS RESOURCES LAWS OUTREACH ABOUT US

Benefit Home
About Me
Application Type
Eligibility Info.
Beneficiary Info. **<**
 < Beneficiaries
Supplementary Info.
Ancillary Cases
Evidence
Application Review
Preparer
Designation
Submission & E-Sign
Payment

Application to Extend or Change Nonimmigrant Status

Beneficiaries

Name

* Indicates Required Field

Last Name: [*] <input type="text" value="Beneficiary Last Named Ent."/>	First Name: [*] <input type="text" value="Beneficiary First Name Ent."/> <input type="checkbox"/> No First Name <small>Check this box if you do not have a first name</small>	Middle Name: [*] <input type="text" value="Beneficiary Mid Name Ent."/> <input type="checkbox"/> No Middle Name <small>Check this box if you do not have a middle name</small>
---	---	--

Has the beneficiary used any other name than the one entered above?

TIPS

Your full legal name must be used for USCIS records or documents. The name you provide must be your full legal name and must be the same as it appears on your passport, birth certificate, or other legal form of identity.

If your name has changed due to marriage, divorce, etc., you must submit evidence of the legal name change, and USCIS must be able to verify or confirm the new name.

Date of birth must match the date as shown on the beneficiary's birth certificate or other legal documents.

Website Policy | Privacy and Legal Disclaimers | Accessibility

InfoPass Citizenship U.S. Department of Homeland Security Freedom of Information Act (FOIA)