

## **Appendix B**

### **PISA 2012 Materials for Principal Review**

B – 1. PISA 2012 Summary of Activities .....	1
B – 2. PISA 2012 Study Brochure .....	3
B – 3. PISA 2012 School FAQ .....	5
B – 4. PISA 2012 Student FAQ .....	7
B – 5. PISA 2012 Presentation for Students .....	8
B – 6. Screenshots from the PISA School Website .....	27

# Exhibit B - 1. PISA 2012 Summary of Activities

## PISA 2012 Summary of Activities - Front

<p>APPLYING KNOWLEDGE AND SKILLS TO SOLVE REAL-WORLD CHALLENGES</p>		<p>PROGRAM FOR INTERNATIONAL STUDENT ASSESSMENT (PISA) 2012 SUMMARY OF ACTIVITIES</p>
<p>PISA focuses on young peoples' abilities to use their knowledge and skills to meet real-life challenges in the future.</p> <p>PISA provides a unique opportunity for the United States to understand its educational standing in comparison to other nations.</p> <p>Findings from PISA are a valuable resource for discussing improvements in reading, mathematics, and science achievement for all students in this country.</p>	<p>PISA 2012</p>  <p><b>ies</b> NATIONAL CENTER OF EDUCATION STATISTICS Institute of Education Sciences</p> <p>2012-0111-8020201</p> <p>PISA 2012</p>	<p>FOR MORE INFORMATION VISIT THE PISA WEB SITE AT <a href="http://nces.ed.gov/surveys/pisa">http://nces.ed.gov/surveys/pisa</a></p> 

**Exhibit B - 1. PISA 2012 Summary of Activities - Continued**

**PISA 2012 Summary of Activities - Back**

SUMMARY OF ACTIVITIES FOR PISA 2012				
	Winter 2011	Summer – Fall 2012 Pre-assessment Contact	Fall 2012 Assessment Visit	Benefits
Principal	<ul style="list-style-type: none"> <li>Identify a school coordinator.</li> </ul>	<ul style="list-style-type: none"> <li>Complete a School Questionnaire on the characteristics of the school and its enrollment, resources, policies, and learning environment.</li> </ul>	<ul style="list-style-type: none"> <li>Arrange assessment space.</li> <li>Help ensure all sampled students attend the assessment.</li> <li>Collect completed School Questionnaire and return it to PISA staff.</li> <li>Ensure all sampled students are released from class for the assessment.</li> <li>Meet with PISA staff and review the assessment procedures.</li> </ul>	<ul style="list-style-type: none"> <li>Represent other similar U.S. schools.</li> <li>Receive U.S. national report with PISA 2012 results.</li> <li>Receive \$200 check for your school's participation.</li> <li>Receive report with your school's PISA results compared with other countries (provided response rate and sample size requirements are met).</li> <li>Receive U.S. national report with PISA 2012 results.</li> <li>Receive \$200 for participating.</li> </ul>
School Coordinator	<ul style="list-style-type: none"> <li>Select an assessment date convenient for your school.</li> <li>Arrange for the use of a classroom or an alternative quiet space for the assessment.</li> <li>Determine parent notification procedures.</li> </ul>	<ul style="list-style-type: none"> <li>Invited to International PISA Conference in Washington, D.C.</li> <li>Provide a list of eligible students to PISA staff.</li> <li>Notify teachers, selected students, and students' parents of the study and benefits of participating.</li> <li>Coordinate the principal's completion of the School Questionnaire.</li> <li>Confirm the date and location of the assessment for PISA staff.</li> <li>Collect parental consent forms where required and submit to PISA staff.</li> </ul>	<ul style="list-style-type: none"> <li>Take the assessment and complete a Student Questionnaire, in a 3-hour session.</li> <li>Some of these students will also take a computer-based assessment in an 80-minute session.</li> </ul>	<ul style="list-style-type: none"> <li>Receive a Certificate of Volunteer Service for 4 hours of community service.</li> <li>Represent other U.S. students like themselves and contribute to the profile of what American students know and can do.</li> <li>Receive compensation for participating. Students will receive \$25 for completing the paper-based assessment and an additional \$15, if selected, for participating in the computer-based assessment.</li> </ul>
Students				
PISA Staff	<ul style="list-style-type: none"> <li>Provide school with materials explaining PISA and its importance.</li> <li>Work with the school coordinator to set an assessment date.</li> <li>Maintain school and student confidentiality.</li> </ul>	<ul style="list-style-type: none"> <li>Call the school coordinator to discuss assessment day, space, and student participation.</li> <li>Select a random sample of eligible students to participate.</li> <li>Provide a School Questionnaire to the school coordinator.</li> </ul>	<ul style="list-style-type: none"> <li>Conduct assessment from start to finish.</li> <li>Furnish all the assessment materials, pencils, test booklets, and computers.</li> <li>Conduct a follow-up interview with the school coordinator at the end of the assessment.</li> <li>Pack up the materials to ensure that the assessments are complete and secure.</li> </ul>	
Find Out More	<a href="http://nces.ed.gov/surveys/PISA">http://nces.ed.gov/surveys/PISA</a>			

PISA 2012 Study Brochure – Front Cover



**How do I get more information?**  
 Visit the PISA web site:  
<http://nces.ed.gov/surveys/pisa>  
 For additional questions about PISA 2012, contact the PISA U.S. Home Office at 1-888-638-2597 or email PISAHELP@westat.com.

**What countries are participating in PISA 2012**

<p><b>Europe</b>                  Albania                  Austria                  Belgium                  Bulgaria                  Croatia                  Czech Republic                  Denmark                  Estonia                  Finland                  France                  Georgia                  Germany                  Greece                  Hungary                  Iceland                  Ireland                  Italy                  Latvia                  Liechtenstein                  Lithuania                  Luxembourg                  Montenegro                  Netherlands                  Norway                  Poland</p>	<p><b>Portugal</b>                  Romania                  Russian Federation                  Serbia                  Slovak Republic                  Slovenia                  Spain                  Sweden                  Switzerland                  United Kingdom</p> <p><b>North and South America</b>                  Argentina                  Brazil                  Canada                  Chile                  Colombia                  Costa Rica                  Mexico                  Peru                  Trinidad and Tobago                  United States                  Uruguay</p>	<p><b>Asia-Pacific and Africa</b>                  Hong Kong-China                  Indonesia                  Israel                  Japan                  Jordan                  Kazakhstan                  Republic of Korea                  Macao-China                  Malaysia                  Mauritius                  New Zealand                  Qatar                  Shanghai-China                  Singapore                  Chinese Taipei                  Thailand                  Tunisia                  Turkey                  United Arab Emirates                  Vietnam</p>
--	---	--



32393.0811.0020501

**PISA 2012 Study Brochure – Back**

**What is PISA?**

The Program for International Student Assessment (PISA) is an international assessment of 15-year-old students. In 2012, students from more than 60 countries including the United States will participate. PISA measures how well students apply their knowledge and skills in reading, mathematics, and science to problems in real-life contexts. Additionally, PISA 2012 will include computer-based assessments in mathematics, reading, and general problem solving, and an assessment of students' financial literacy.

PISA is sponsored by the Organization for Economic Cooperation and Development (OECD) and managed in the United States by the National Center for Education Statistics (NCES) of the U.S. Department of Education.

**Why is PISA important?**

PISA provides a unique opportunity to compare U.S. 15-year-old students' reading, mathematics, and science knowledge and skills

with those of peers in countries around the world. PISA complements what we learn from national assessments by identifying the strengths and weaknesses of student performance

internationally. The results inform national discussions about education as well as international competitiveness.

PISA also compares U.S. student performance over time and across different segments of the U.S. student population. PISA examines relationships between student performance and schooling across countries to suggest national strengths and weaknesses.



**Why both paper-based and computer-based sessions?**

PISA 2012 is the beginning of a transition to a wider use of computer-based assessments in future PISA cycles. Computers offer multiple ways of presenting information and afford testing options that cannot be provided in a paper-based assessment. The assessments in PISA 2012 will use both paper-based and computer-based formats in order to make the transition to computer-based assessments in a scientifically valid way.

**What type of assessment is PISA?**

The PISA assessments are developed through an international consensus-building process involving input from U.S. and international experts in reading, mathematics, science, and financial literacy and measurement. In a final step, the assessment is endorsed by all participating countries. The assessment contains a mix of questions: some require students to select appropriate responses, while others require that students solve problems and provide written answers. Examples of PISA reading, mathematics, and science assessment questions are available at <http://nces.ed.gov/surveys/pisa/educators.asp>.



**What will students be asked to do in PISA 2012?**

PISA 2012 has two separate assessment sessions. All students will participate in the first session lasting about 3 hours. It will consist of a set of instructions, a paper-and-pencil assessment, and a brief questionnaire asking students about themselves. The assessment will include mathematics, reading, science, and financial literacy. PISA 2012 focuses on mathematics so the majority of the questions will be mathematics-related. About half of the students will also participate in a second, computer-based session, lasting about 80 minutes including instruction time. This computer-based session will assess students' knowledge and skill in mathematics, reading, and general problem-solving.

**PISA 2012 School FAQ - Front**



**Program for International Student Assessment**

**FREQUENTLY ASKED QUESTIONS**

**Information for School Leaders**

*PISA 2012*

*"PISA's benefit is that it focuses more on the application of information than the memorization of information. Internationally, education focuses on deeper learning. Similarly, PISA reflects that international method and focuses on deeper learning rather than wider."*

High School Principal, PISA 2009 Participant

PISA is an international assessment of 15-year-old students that measures how well students apply their knowledge and skills to solve problems related to reading, mathematics, science, and problem-solving in real-life contexts. In PISA 2012, some students will also be assessed in financial literacy, that is, the knowledge and skills that enable individuals to make informed choices about personal finances.

**Why was my school selected for participation?**

Your school was randomly selected to take part in PISA in the fall of 2012 to help provide an accurate representation of the overall U.S. school population.

**Why should my school and students participate?**

PISA is the largest international education study in the world. More than 60 countries participate, representing approximately 90 percent of the world economy. PISA results are used by researchers and policymakers to chart national progress against international standards and the educational progress of our economic peers and competitors. Although participation is voluntary, it is important that every selected school and student participate to ensure the completeness and accuracy of results. Each school and student represents many others. Thus, the validity of results depends on a high participation rate. Participating schools can use the results to benchmark their performance against schools across the world.

**Will all of our 15-year-old students be asked to participate?**

Probably not. In each school, all 15-year-olds will have an equal chance of selection, and selected students will be part of a nationally representative sample. Student selection is not based on any student characteristic, other than being 15 years old. Only in very small schools will the school sample include all 15-year-olds. In addition, some students with disabilities or limited English proficiency may be excused from the assessment.

**Who conducts the PISA 2012 assessment?**

The entire assessment process will be undertaken by trained staff from Westat, a research organization under contract to the U.S. Department of Education's National Center for Education Statistics (NCES). NCES conducts this study under authorization in the Education Sciences Reform Act of 2002 (20 U.S.C., § 9543) and approval of the U.S. Office of Management and Budget under OMB # 1850-0755.

**PISA 2012 School FAQ - Back**



**Do teachers need to help administer the assessment?**

No. Westat staff will visit the school on the day of the assessment, bringing with them all the materials required, and they will handle the entire administration of the assessment. PISA staff will also bring all of the necessary computer equipment for the computer-based assessments.

**When will the PISA 2012 assessment be conducted?**

The assessment will be conducted between September 24 – November 2, 2012. Westat will work with schools to identify an assessment date convenient for the school in that time period.

**Where will the PISA 2012 assessment be conducted?**

The assessment will be conducted in the schools that are selected to participate.

**How long does the PISA 2012 assessment take?**

The assessment consists of two sessions. The first session is approximately 3 hours; it includes time for instructions, the administration of the paper-and-pencil assessment, and a questionnaire that students complete about themselves. The second session is administered on a computer; only some of the students who took the paper-based assessment will participate in this approximately 80-minute session.

**What will happen with the collected data?**

The PISA 2012 data will be used to evaluate students' knowledge and skills in all participating countries. By law, the data provided by schools, staff, and students may be used only for statistical purposes and may not be disclosed, or used, in identifiable form for any other purpose except as required by law (20 U.S.C., § 9573). As part of a follow-up study to look at the relationship between performance on PISA and other outcomes, NCES may ask participating students for contact information. NCES may also ask schools for public directory information for participating students. Reports of the findings from the PISA 2012 assessments will not identify participating districts, schools, students, or individual staff. Individual responses will be combined with those from other participants to produce summary statistics and reports.

**Where can I find more information?**

Visit the PISA web site:

<http://nces.ed.gov/surveys/pisa>

For additional questions about PISA 2012, contact the PISA U.S. Home Office at 1-888-638-2597 or email [PISAHHELP@westat.com](mailto:PISAHHELP@westat.com).



**PISA 2012 Student FAQ**



**Program for International Student Assessment**

**FREQUENTLY ASKED QUESTIONS**

**Information for Students**

**What is PISA?**

PISA is an international assessment of 15-year-old students that assesses how well students apply their knowledge and skills in mathematics, reading, science, problem solving and financial literacy. PISA presents problems that students would encounter in the real world.

*Think of PISA as an Olympics of the mind.  
The United States is one of 67 countries participating in PISA.*

**Why should I participate in PISA?**

You represent other students like you all across the country. PISA informs discussions about U.S. education and international competitiveness.

*Only about 5,000 students will participate in PISA  
in the United States, representing students nationwide.*

*Participating in PISA is a national service.  
How often do you get to represent your country?*

**What subjects are assessed in PISA?**

You will answer questions about mathematics, reading, science, financial literacy, or a combination of these subjects in a paper-and-pencil assessment. Some students will also be selected to take an assessment on a computer and will answer questions about reading, mathematics, problem-solving, or a combination of these subjects. You will also complete a questionnaire about your home and school experiences.

**How long does PISA take?**

Students will take a paper-and-pencil assessment lasting about three hours. Some students will also take an 80-minute computer-based assessment.

**How does PISA select a representative sample of students?**

The schools that participate in PISA in the United States are randomly selected from a list of all schools in the country that have 15-year-old students. This is to ensure that U.S. participants accurately represent the whole United States and not just particular types of schools or students. In each PISA school, each 15-year-old student has an equal chance of being selected. From a list of all 15-year-old students in the school, 50 students are randomly selected to participate. Participants in other countries are selected just the same way to make sure each country is fairly represented and no country has an advantage because of types of schools or students selected. As part of a follow-up study to look at the relationship between performance on PISA and other outcomes, NCES may contact you after the PISA assessment.

*NCES is authorized to conduct this study under the Education Sciences Reform Act of 2002 (ESRA 2002), 20 U.S. Code, § 9543. By law, the data provided by schools, staff, and students may only be used for statistical purposes and may not be disclosed, or used, in identifiable form for any other purpose except as required by law (20 U.S. Code, § 9573).*

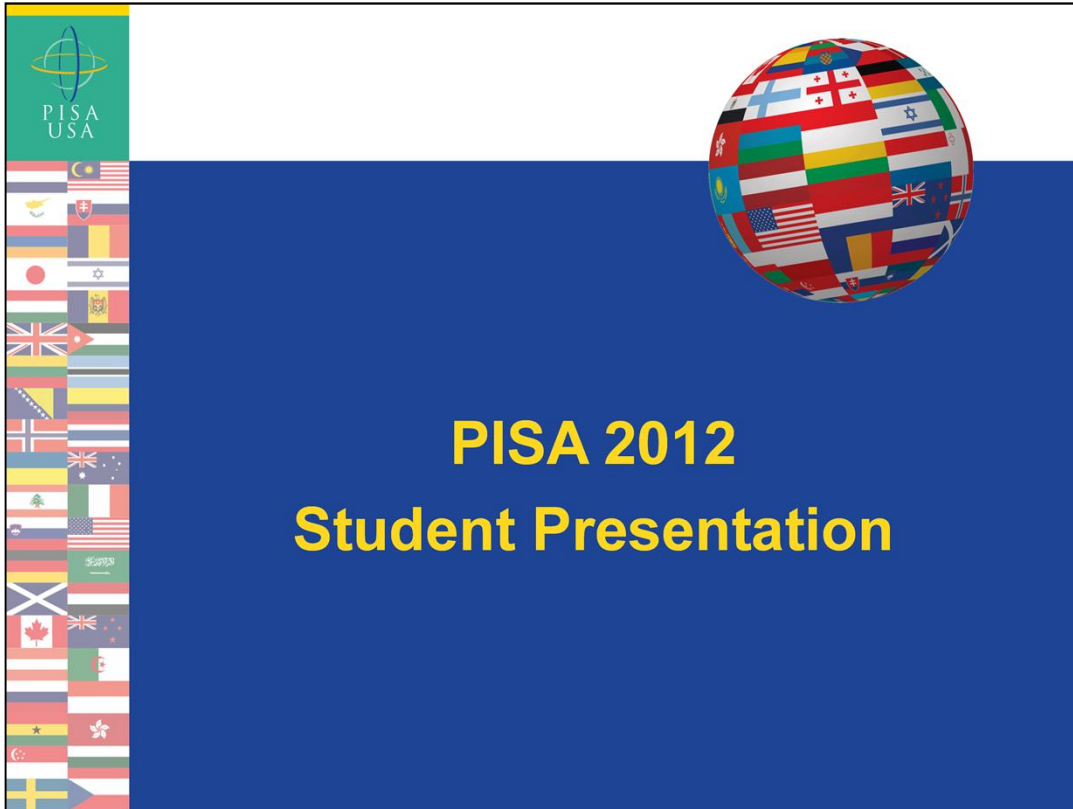


O.M.B. No. 1850-0755



32194.0012.00320002

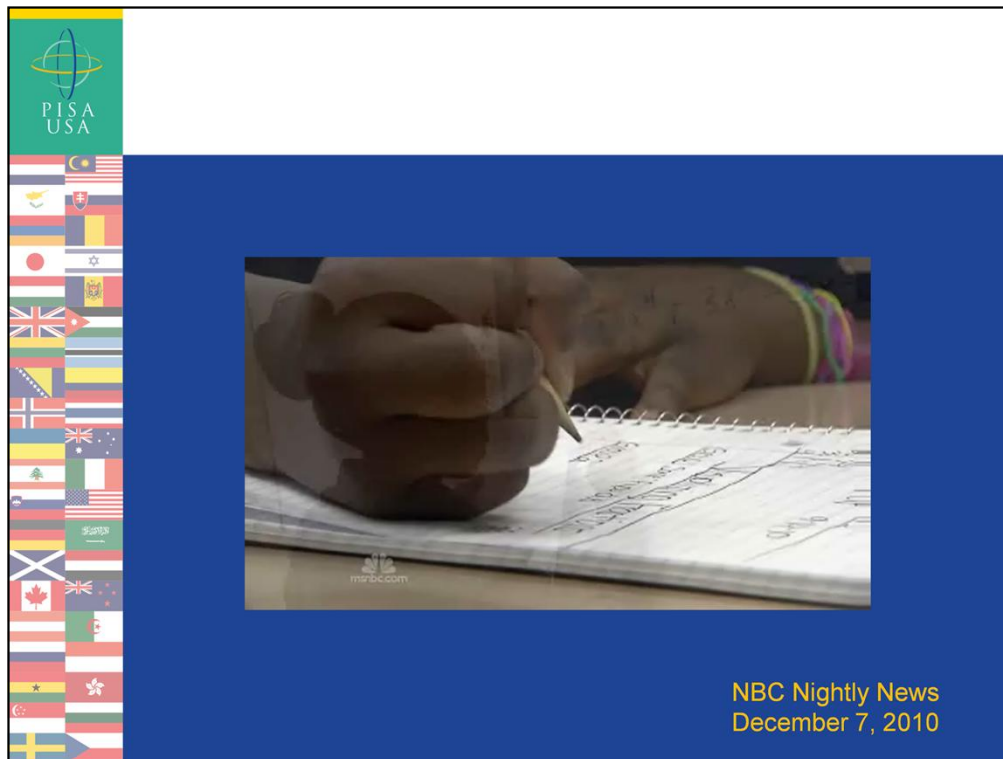




***PISA 2012***  
***Student Presentation***  
***Guide***




[START STUDENT PRESENTATION HERE. WHEN ALL STUDENTS HAVE ARRIVED, CLICK THE RIGHT ARROW KEY TO ADVANCE TO THE NEXT SCREEN.]



CLICK INSIDE THE BOX, ON THE VIDEO, TO PLAY OR PAUSE. (A SMALL HAND WILL APPEAR.) (MOVE THE CURSOR OFF THE SCREEN WHILE THE VIDEO IS PLAYING.)

CLICK OUTSIDE THE BOX (AND THEN MOVE THE CURSOR OFF THE SCREEN) TO MOVE ON TO THE NEXT SLIDE.

**[IF NO SPEAKERS HAVE BEEN PROVIDED, PRESS THE RIGHT ARROW KEY ON THE LAPTOP TO SKIP THIS SCREEN AND MOVE ON TO THE NEXT SCREEN.]**




## What is PISA?

- **PISA** stands for:  
**P**rogram for **I**nternational  
**S**tudent **A**ssessment

Has anyone here seen news clips like this recently? Do you know where they're getting this information?

<click right arrow on keyboard> The results are from the Program for International Student Assessment, or PISA.

Has anyone heard of PISA before?



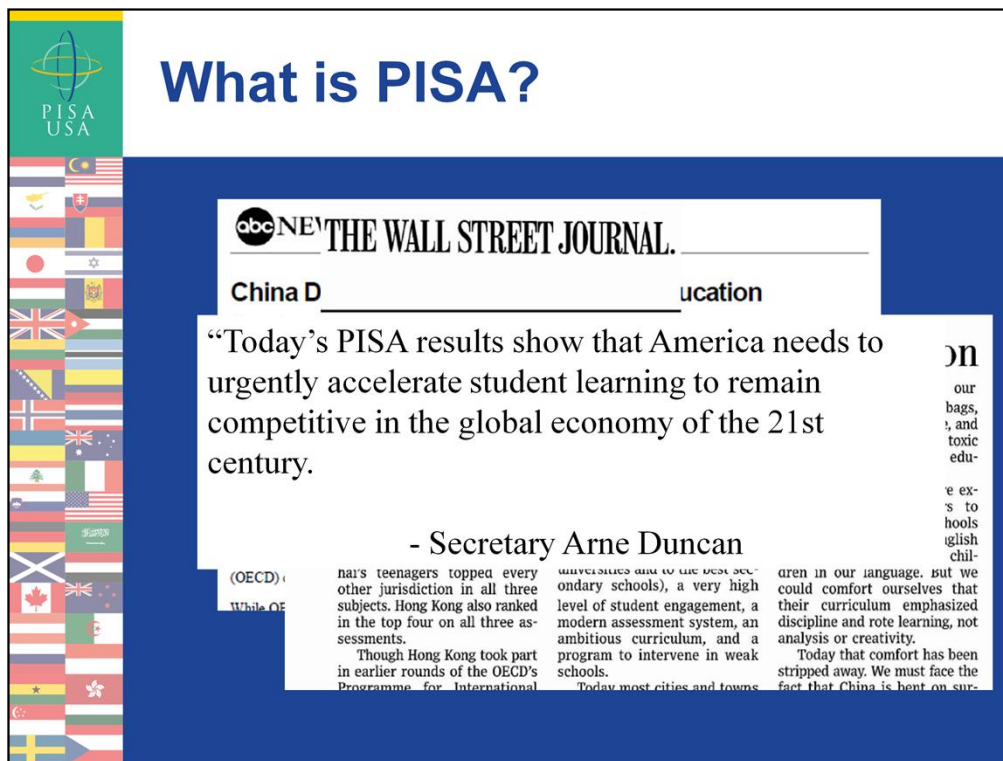
## What is PISA?

- PISA is the world's largest international education study.
- PISA measures how well 15-year-old students apply knowledge to real-world problems in reading, mathematics, science, problem solving and financial literacy.
- PISA helps the United States learn about our international competitiveness.

<click right arrow on keyboard> PISA is the world's largest international education study.

<click right arrow on keyboard> It measures how well 15-year-old students apply what they've learned in school to real-world problems in reading, mathematics, science, problem solving and financial literacy.

<click right arrow on keyboard> Like we just saw in the news clip, PISA provides people with information about how well students in the United States are performing in comparison to students in other countries around the world.



When the results from PISA come out, it’s all over the news –

<click right arrow on keyboard> from the evening shows to newspapers all over the country.

<click right arrow on keyboard> Our Secretary of Education, and even our President, reference PISA when they talk about the advances we need to make in education.

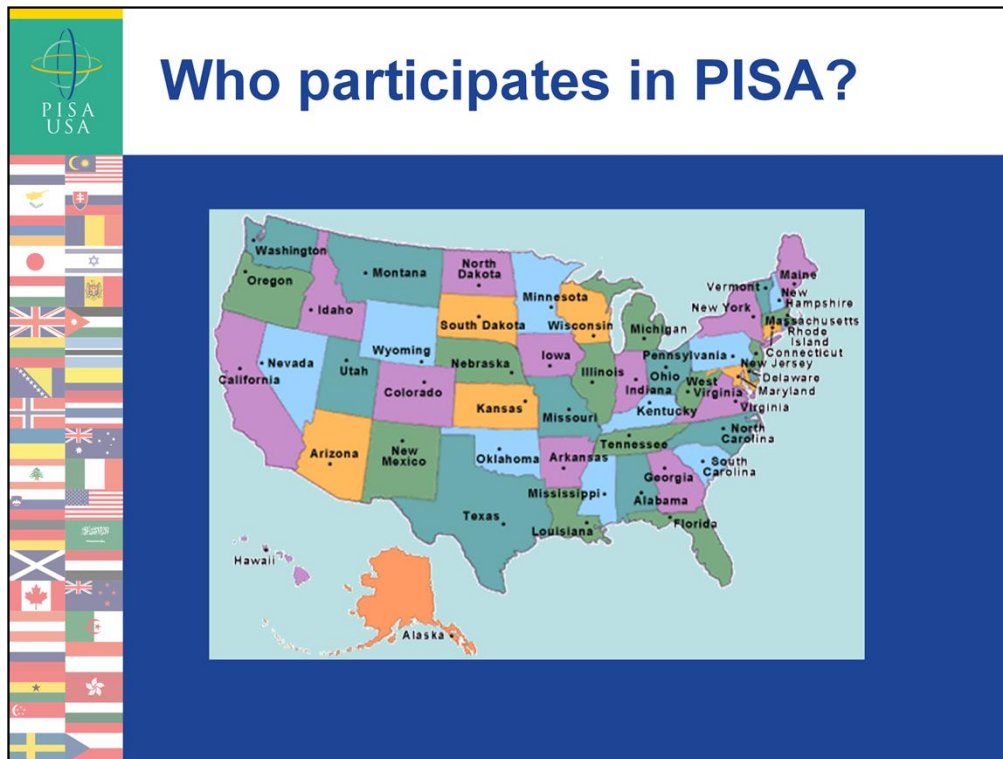
So now we see how important this assessment is. By participating in this assessment, you are performing a national service.



I want you to understand how far-reaching this assessment is. Think about this map. How many countries around the world do you think participate in this assessment?

Any ideas?

<click right arrow on keyboard> In 2012, 67 countries will participate in PISA. Think of PISA as an Olympics of the mind!



In the United States, PISA will invite schools across the country to participate in the assessment. How many schools do you think will participate in PISA in the United States.


Thoughts?

Your school has been selected to take part in the PISA this fall.

<click right arrow on keyboard> In the United States, fewer than 300 schools will be asked to participate in PISA 2012.

Not every school in every state is asked to participate. PISA relies on a sample of students and schools to represent all of the students and schools like them across the country.






## Who participates in PISA?

- **You** are one of only about 50 students in our school and 6,000 students across the entire United States to be invited to participate in this prestigious assessment.
- By participating, you will represent thousands of other students across the country. PISA results help our country improve the education system.

In [our / your] school, **you** are one of only [50] students, and across the entire United States you are one of only 6,000 students to be invited to participate in this prestigious assessment.

The invitations were based on a random sample of students in [our / your] school, so not everyone has this opportunity.

<click right arrow on keyboard> By participating, you alone represent thousands of other students across the country. The results of PISA help our country improve our education system.



## What should I expect?


- You may be asked questions in reading, mathematics, science, problem solving or financial literacy, or a combination, based on real-life situations.
  - You will be asked to take assessment with paper and pencil. You may also be asked to take the assessment on a computer.
  - The questions will have multiple-choice and short-answer responses.
- The assessment also includes questions about you and your attitudes and experiences in school.

If you choose to accept the invitation to participate, you may be asked questions in reading, mathematics, science, problem solving or financial literacy, based on real-life situations. You may be asked questions in just one subject or a combination of subjects. Remember, this is about applying the knowledge you have learned, not just memorizing facts.

You may be asked to take the assessment with paper and pencil. You may also be asked to take an additional assessment on the computer.

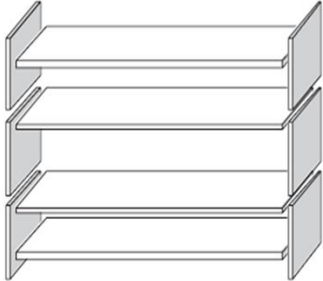
The questions will have multiple-choice and short-answer responses.

<click right arrow on keyboard> The assessment also includes questions about you and your attitudes and experiences in school. This is to help policymakers have context for the results and learn more about students' perceptions toward education.

 **Sample Math Question**

To complete one set of bookshelves a carpenter needs the following components:

- 4 long wooden panels,
- 6 short wooden panels,
- 12 small clips,
- 2 large clips and
- 14 screws.



The carpenter has in stock 26 long wooden panels, 33 short wooden panels, 200 small clips, 20 large clips and 510 screws.

How many sets of bookshelves can the carpenter make?

Answer: | .....

Now I know some of you may be wondering what “real-world” assessment questions might look like, so let’s take a look.

<click right arrow on keyboard> This is an example of a math item on the assessment. In this question, students are given information about how many wood panels, clips, and screws a carpenter needs to build a set of bookshelves. Students are then told how many materials the carpenter has, and are asked to determine how many bookshelves the carpenter can make.

The image shows a sample reading question interface. On the left is a vertical bar with the PISA USA logo and a grid of various national flags. The main area has a blue background with a white text box containing the following text:

**Feel good in your runners**

For 14 years the Sports Medicine Centre of Lyon (France) has been studying the injuries of young sports players and sports professionals. The study has established that the best course is prevention ... and good shoes.

**Knocks, falls, wear and tear...**

Eighteen per cent of sports players aged 8 to 12 already have heel injuries. The cartilage of a footballer's ankle does not respond well to shocks, and 25% of professionals have discovered for themselves that it is an especially weak point. The cartilage of the delicate knee is also particularly sensitive to shocks.

**Protect, support, stabilise, absorb**

if a shoe is too rigid, it restricts movement. If it is too flexible, it increases the risk of injuries and sprains. A good sports shoe should meet four criteria:

- 1. It must absorb shocks, especially those suffered by volleyball and basketball players who are constantly jumping.
- 2. It must support the foot, especially on a surface that is too dry.
- 3. It must stabilise the foot.
- 4. It must be flexible.

Two example questions are overlaid on the text:


According to the article, why should sports shoes not be too rigid?

One part of the article says, "A good sports shoe should meet four criteria." What are these criteria?

This is an example of text students may see for a reading question. Here, students read about sports shoes and how they can prevent injuries.

Students are asked a few questions for each passage they read.

<click right arrow on keyboard> These are two examples of questions students are asked to answer after reading the text about sports shoes. [PAUSE TO ALLOW STUDENTS TO READ THE QUESTIONS ON THE SCREEN TO THEMSELVES.]




## What should I expect?

- Students who take PISA will have different test booklets. The assessment has so many questions that no one student can answer them all, so the questions are split up.

B1	B2	B3	B2	B1	B3
B2	B3	B2	B1	B2	B1
B3	B2	B1	B2	B3	B2
B1	B3	B2	B3	B2	B1
B3	B2	B1	B2	B1	B2

Students who take PISA will have different test booklets. There are SO many questions included in PISA that no single student can take them all! To make sure that EACH question is taken by a certain number of American students, there are various PISA booklets that have unique sets of questions.

[GESTURE TO SCREEN] Here you can imagine a classroom full of students participating in PISA, each color represents a different test booklet.




## What should I expect?

- Because no one student takes the entire assessment, unlike many tests you take, you will not get your own score on PISA.
- The assessment takes place here at the school. You will be called out of class to participate.

Because no one student takes the entire assessment, unlike many tests you take, you will not get your own score on PISA.

<click right arrow on keyboard> The assessment takes place here at the school and will take no more than [4 hours], depending on whether you are asked to take the assessment with paper and pencil only or both paper and pencil and computer. We will call you out of class when the time comes.



## Why should I participate?

- Participating in PISA is a national service.
- Each student who participates in PISA represents thousands of students across the United States.
- PISA 2012 results from the United States will be compared to 67 other countries.
- Your participation can help to improve the United States education system for future students.

If you are debating about whether or not to participate, I just want to remind you of a few things.

<click right arrow on keyboard> By participating in this assessment you are performing a national service.

<click right arrow on keyboard> Each student who participates represents thousands of students across the nation.

<click right arrow on keyboard> Results from the United States will be compared to 67 other countries, providing information about how globally competitive we can and will be in the future.

<click right arrow on keyboard> Important decisions about education are made using results from PISA, and your participation can help to improve the education system for students who come after you.

**Why should I participate?**

- You will receive a Certificate of Volunteer Service awarding you 4 hours of service time.

**PISA USA**

**CERTIFICATE OF VOLUNTEER SERVICE**

This is to verify that

*Name of Student*

has completed 4 hours of volunteer service by participating in the  
**Program for International Student Assessment  
(PISA) 2012 Field Test,**  
an international study involving more than 60 countries. PISA measures the performance  
of 15-year-olds in applying their knowledge and skills to real-world problems.  
Each participating student represents many other students in the United States.  
Students' participation is critical to the success of PISA in the United States.

Jack Buckley  
Commissioner  
National Center for Education Statistics

**ies** INTERNATIONAL INSTITUTE FOR EDUCATIONAL SERVICES

As a thank you for participating:

<click right arrow on keyboard> You will receive a Certificate of Volunteer Service awarding you 4 hours of service time.

[IF STUDENTS WILL RECEIVE INDIVIDUAL PAYMENTS] You will also receive [\$25 for the paper assessment / those of you who also take the computer assessment will receive an additional \$15]





## Why should I participate?

- You can also mention your participation in PISA on future resumes and college applications.



2010-11 FIRST-YEAR APPLICATION

For Spring 2011 or Fall 2011 Enrollment

---

APPLICANT

Legal Name Last/Family/Sur (Enter name exactly as it appears on official documents.) \_\_\_\_\_ First/Given \_\_\_\_\_ Middle (complete) \_\_\_\_\_ Jr., etc. \_\_\_\_\_

Preferred name, if not first name (choose only one) \_\_\_\_\_ Former last name(s), if any \_\_\_\_\_

Birth Date mm/dd/yyyy \_\_\_\_\_  Female  Male US Social Security Number, if any \_\_\_\_\_ Optional, unless applying for US Federal financial aid with the FAFSA form

Preferred Telephone  Home  Cell Home ( ) \_\_\_\_\_ Cell ( ) \_\_\_\_\_

E-mail Address \_\_\_\_\_ Area/Country/City Code \_\_\_\_\_ IM Address \_\_\_\_\_ Area/Country/City Code \_\_\_\_\_


Permanent home address \_\_\_\_\_ Number & Street \_\_\_\_\_ Apartment # \_\_\_\_\_

\_\_\_\_\_ City/Town \_\_\_\_\_ County or Parish \_\_\_\_\_ State/Province \_\_\_\_\_ Country \_\_\_\_\_ ZIP/Postal Code \_\_\_\_\_

If different from above, please give your current mailing address for all admission correspondence. (from \_\_\_\_\_ to \_\_\_\_\_)

Current mailing address \_\_\_\_\_ Number & Street \_\_\_\_\_ Apartment # \_\_\_\_\_

<click right arrow on keyboard> And you can also mention your participation in PISA on future resumes and college applications, as an important assessment to which you contributed.



# Thank You!

**PISA** will be held:

**Date:**

**Time:**

**Location:**

**Questions?**

Let me share with you the details of when PISA will be happening in [our / your] school. [LIST DATE TIME AND LOCATION FOR STUDENTS.]

<click right arrow on keyboard> Are there any questions now?



Thank you for your time and coming to learn more about PISA. I know you all will do a great job. Good luck!

## Exhibit B - 6. Screenshots from the PISA School Website

### MyPISAUSA – Home Page



#### MyPISAUSA - Program for International Student Assessment (PISA)

Welcome! [GMURRAY](#)  
[Change my Password](#)  
[Logout](#)

[Home](#)

#### What You Need To Do

[Provide School Information](#)

[Submit Student List](#)

[Prepare for Assessment](#)

[Assessment Day](#)

[After the Assessment](#)

#### What You Need To Know

[Documents](#)

[Important Websites](#)

[Summer Conference for PISA 2012 Schools](#)

#### Who You Need To Know

[Contact Us](#)

#### Welcome to PISA

Welcome and thank you for participating in the Program for International Student Assessment (PISA) 2012! In PISA, each country is represented by a small sample of schools and students selected to reflect its population and educational contexts and provide valid estimates of student achievement. Your school represents hundreds of schools across our nation by participating in the 2012 administration of PISA. In late summer 2012, a random sample of age-eligible students in your school will be selected to be assessed. Each assessment will be administered by specially trained PISA staff.

There are a number of activities occurring before, during, and after the assessment. This website is designed to walk you through each one.

The "What You Need to Do" menu on the left is designed to guide the school coordinator through five different groups of tasks.

1. Provide School Information - verify information about your school. This includes the school's address and the estimated enrollment of students.
2. Submit Student List - submit a listing of all age-eligible students (born between July 1, 1996 and June 30, 1997). PISA will use this list to draw a random sample of students to participate in the assessment.
3. Prepare for Assessment - prepare for a preassessment visit by a local PISA representative. The school coordinator will: complete paperwork, notify parents about students' participation in PISA, and reserve school space for the staff to use during the visit.
4. Assessment Day - PISA staff will administer the assessments with the school coordinator responsible for making sure that participating students arrive promptly to designated testing location(s).
5. After the Assessment - retain the PISA Storage Envelope in a secure place until a designated date.

The "What You Need to Know" menu stores informational materials and is where you will go to download your list of selected students once sampling is complete.

Your local PISA representative will contact you shortly after sampling has been completed for your school. In the meantime, if there are any questions, feel free to contact the PISA Help Desk by going to "Contact Us" under "Who You Need to Know."

#### Summer Conference for PISA 2012 Schools

Thank you to all of the school representatives that attended the Summer Conference for PISA 2012 Schools held in Washington D.C. on June 21-22, 2012. This year's theme was "Understanding Student Achievement in a Global Context." Each participating school was invited to send one representative to the conference to hear more about how other countries view PISA and use the results to inform decisions regarding the education of their young people. Panelists from prominent U.S. associations also discussed how PISA data is used here in the U.S. to inform education policy. Attendees met with PISA USA Team staff in small group sessions to discuss the details of submitting student lists for sampling in August and preparing for preassessment and assessment visits by PISA staff.

The presentations from the conference can be found in the Documents section of this site. The video footage of the key speakers and panelists is also now available in the Document section.

[PISA 2012 Summer Conference Agenda \(240 KB PDF\)](#)  
[Jack Buckley Remarks \(145 KB PPTX\)](#)  
[John Easton \(135 KB PPT\)](#)  
[Introduction to PISA \(1185 KB PPT\)](#)  
[Assessment Items \(429 KB PPT\)](#)  
[PISA 2009 School Level Results \(685 KB PPT\)](#)  
[Panel Presentation - Demographics \(1591 KB PPT\)](#)  
[Analytic Information \(1525 KB PPT\)](#)  
[PISA Assessment Day \(633 KB PPT\)](#)

#### What is PISA

PISA is an international assessment that measures student learning in mathematics, reading, science and for the upcoming 2012 assessment, problem solving and financial literacy. The assessment occurs every three years (2000, 2003, 2006, 2009, and 2012), and provides information about the knowledge and skills of U.S. students in comparison with students in other countries.

PISA is intended to provide a measure of students' overall preparedness for the future, not just their academic achievement. Knowing how U.S. students perform on PISA provides us with valuable information on how our education system compares with education systems of the other countries with whom we collaborate and compete in the world economy.

PISA is sponsored by the Organization for Economic Cooperation and Development (OECD), an intergovernmental organization of industrialized countries. In the United States, PISA is managed and conducted by the National Center for Education Statistics (NCES) in the U.S. Department of Education.


The materials in the links below provide specific information about the 2012 PISA assessment.

[PISA Brochure \(2867 KB PDF\)](#)  
[PISA Timeline \(335 KB PDF\)](#)  
[PISA FAQ \(502 KB PDF\)](#)  
[School Coordinator Instructions Brochure \(572 KB PDF\)](#)

If you need help accessing this website, please contact the PISA Help Desk at 1-888-638-2597 or [PISAHELP@westat.com](mailto:PISAHELP@westat.com) Monday through Friday between 8 a.m. and 5:30 p.m. ET

## Exhibit B - 6. Screenshots from the PISA School Website - Continued

### MyPISAUSA – Provide School Information



## MyPISAUSA - Program for International Student Assessment (PISA)

Welcome: [GMURRAY](#)  
[Change my Password](#)  
[Logout](#)

---

[Home](#)

**What You Need To Do**

[Provide School Information](#)

[Submit Student List](#)

[Prepare for Assessment](#)

[Assessment Day](#)

[After the Assessment](#)

**What You Need To Know**

[Documents](#)

[Important Websites](#)

[Summer Conference for PISA 2012 Schools](#)

**Who You Need To Know**

[Contact Us](#)

### Provide School Information

Your school's information is displayed below. Please make any updates or corrections directly to fields below and click submit when you are finished. (Be advised that it may take 1-2 days for any changes made to appear.)

**School**

School Name:  \*School Name is Required.

School Address1:

School Address2:

City:

State:

Zip:

School Phone:

School Fax:

**Principal**

First Name:

Last Name:

Phone:

Email:

**School Coordinator**

First Name:

Last Name:

Phone:

Email:

---

If you need help accessing this website, please contact the PISA Help Desk at 1-888-638-2597 or [PISAHELP@westat.com](mailto:PISAHELP@westat.com) Monday through Friday between 8 a.m. and 5:30 p.m. ET

## Exhibit B - 6. Screenshots from the PISA School Website - Continued

### MyPISAUSA – Submit Student List

**MyPISAUSA - Program for International Student Assessment (PISA)**

Welcome: [GMURRAY](#)  
[Change my Password](#)  
[Logout](#)

[Home](#)

**What You Need To Do**

- [Provide School Information](#)
- [Submit Student List](#)**
- [Prepare for Assessment](#)
- [Assessment Day](#)
- [After the Assessment](#)

**What You Need To Know**

- [Documents](#)
- [Important Websites](#)
- [Summer Conference for PISA 2012 Schools](#)

**Who You Need To Know**

- [Contact Us](#)

### Submit Student List

PISA collects a list of all students in grade 7 or higher and born between July 1, 1996 and June 30, 1997 from your school in order to draw a random sample of students to participate in the assessment.

### How to Submit your Student List

Beginning on August 20, 2012 schools will be able to submit student lists for sampling through this website, MyPISAUSA.com. Schools should download the Excel EFile Template and import their list of eligible students onto the template for submission. This EFile Template contains the necessary fields for sampling. PISA has also developed detailed instructions for preparing and submitting student lists as well as an annotated EFile Template. These documents provide information and answers to many common questions about the EFile process. An additional resource for school coordinators is the School Coordinator Handbook. All schools will receive a hard copy of this handbook.

- [EFile Template- \(30 KB, XLS\)](#)
- [EFile Instructions- \(130 KB, PDF\)](#)
- [EFile Annotated Template- \(142 KB, PDF\)](#)
- [School Coordinator Handbook NT- \(703 KB, PDF\)](#)


### How do I submit My School's List of Students?

All files must be received by 12/31/2012

If you need help accessing this website, please contact the PISA Help Desk at 1-888-638-2597 or [PISAHELP@westat.com](mailto:PISAHELP@westat.com) Monday through Friday between 8 a.m. and 5:30 p.m. ET

## Exhibit B - 6. Screenshots from the PISA School Website - Continued

### MyPISAUSA – Prepare for Assessment



Welcome: [GILBERRY](#)  
[Change my Password](#)  
[Logout](#)

## MyPISAUSA - Program for International Student Assessment (PISA)

- [Home](#)
- What You Need To Do**
  - [Provide School Information](#)
  - [Submit Student List](#)
  - [Prepare for Assessment](#)**
  - [Assessment Day](#)
  - [After the Assessment](#)
- What You Need To Know**
  - [Documents](#)
  - [Important Websites](#)
    - [Summer Conference for PISA 2012 Schools](#)
- Who You Need To Know**
  - [Contact Us](#)

### Prepare for Assessment

To ensure a successful administration of PISA, it is important to make sure everyone involved in the assessment is informed and prepared. The tasks below will help you effectively prepare for PISA.

Informing your school's administration and staff:

- Include PISA on the annual school calendar to avoid scheduling conflicts.
- Discuss the importance of PISA with your principal.
- Inform teachers about PISA and why it is important to encourage selected students to do their best.

Enlisting teacher support:

- Share informational materials from PISA at a faculty meeting.
- Place copies of these materials in your faculty lounge.
- Inform teachers that [classroom PISA test items and responses](#) are available on the web.

Motivating selected students to participate:

- Notify students of their selection to participate and stress that their participation is important.
- Emphasize to students that each of them will represent hundreds of students across the nation, so it is vital that they participate and do their best.
- Meet with students before the assessment to show the PISA Student Presentation and let them know why PISA is important.
- Share with students the Frequently Asked Questions handout and invite them to the assessment using the PISA Invitations.

### The Preassessment Visit

After students have been selected, your local PISA representative will contact you to set up a preassessment visit (PAV). This visit helps prepare schools for the assessment and ensures everything will go smoothly and efficiently.

Prior to the PAV:

- Download the list of selected students, called the Student Tracking Form, from the "Documents" section of this website.
- Review the Student Tracking Form to ensure all student demographic data are correct.
- Identify students who are withdrawn or ineligible.
- Identify students with disabilities (SD) and English language learners (ELL).
- Notify parents of selected students of their students' participation.
- Identify space for assessment sessions to take place.

During the PAV:

- Confirm missing or corrected student demographic data.
- Confirm students that have withdrawn or are ineligible.
- Review the SD and ELL status of students.
- Discuss students who may not be able to participate.
- Provide the School Questionnaire for the school principal to complete prior to assessment day.
- Preview the testing location(s).

If previously scheduled, the PISA representative will also plan to meet with selected students to show the PISA Student Presentation and answer any questions they may have about the assessment.

### Including Students with Disabilities and English Language Learners

The goal of PISA is to include as many students with disabilities (SD) and English language learners (ELL) as possible. PISA does allow some common accommodations.

School-supplied accommodations:

- Bilingual lookup/dictionary (no definitions)
- Lighting or magnification devices
- Straightedge, overlay, or template
- Special writing tool or pencil grip
- Study carrel
- Preferential seating
- Directions read aloud in English
- Directions read aloud in Sign Language
- Cueing to stay on task
- Student marks in test booklet (including highlighting)
- Student records answers in test booklet
- Adaptive/special furniture
- Large screen calculator
- Auditory amplification
- calculator (all students receive a calculator for use on PISA)


Small group or one-on-one accommodation:

PISA will allow students that require small group or one-on-one testing to be assessed in a separate session. However, neither read aloud nor extended time will be offered.

If you need help accessing this website, please contact the PISA Help Desk at 1-888-638-2597 or [PISAHELP@pisaat.com](mailto:PISAHELP@pisaat.com) Monday through Friday between 8 a.m. and 5:30 p.m. ET

## Exhibit B - 6. Screenshots from the PISA School Website - Continued

### MyPISAUSA – Assessment Day



**MyPISAUSA - Program for International Student Assessment (PISA)**

Welcome: [GMURRAY](#)  
[Change my Password](#)  
[Logout](#)

---

[Home](#)

**What You Need To Do**

- [Provide School Information](#)
- [Submit Student List](#)
- [Prepare for Assessment](#)
- [Assessment Day](#)**
- [After the Assessment](#)

**What You Need To Know**

- [Documents](#)
- [Important Websites](#)
- [Summer Conference for PISA 2012 Schools](#)

**Who You Need To Know**

- [Contact Us](#)

---

### Assessment Day

On assessment day, the PISA team will:

- Arrive at the school at least 1 hour before the assessment to set up and prepare.
- Meet with you regarding absent students.
- Collect a dated copy of the parent notification letter along with the completed School Questionnaire.
- Administer the assessment.
- Conduct a short debriefing interview.

As discussed during the preassessment visit, you will need to ensure that parents, teachers, and students have been notified of the assessment. Your assistance is also important in order to ensure that students attend the session(s). During the assessment, administrators, teachers, and other school staff are invited to observe PISA sessions.

Following the assessment, the PISA representative will meet with you briefly to conduct a debriefing interview. There will also be some paperwork to finalize, which includes preparing copies of important documents to be left at the school.

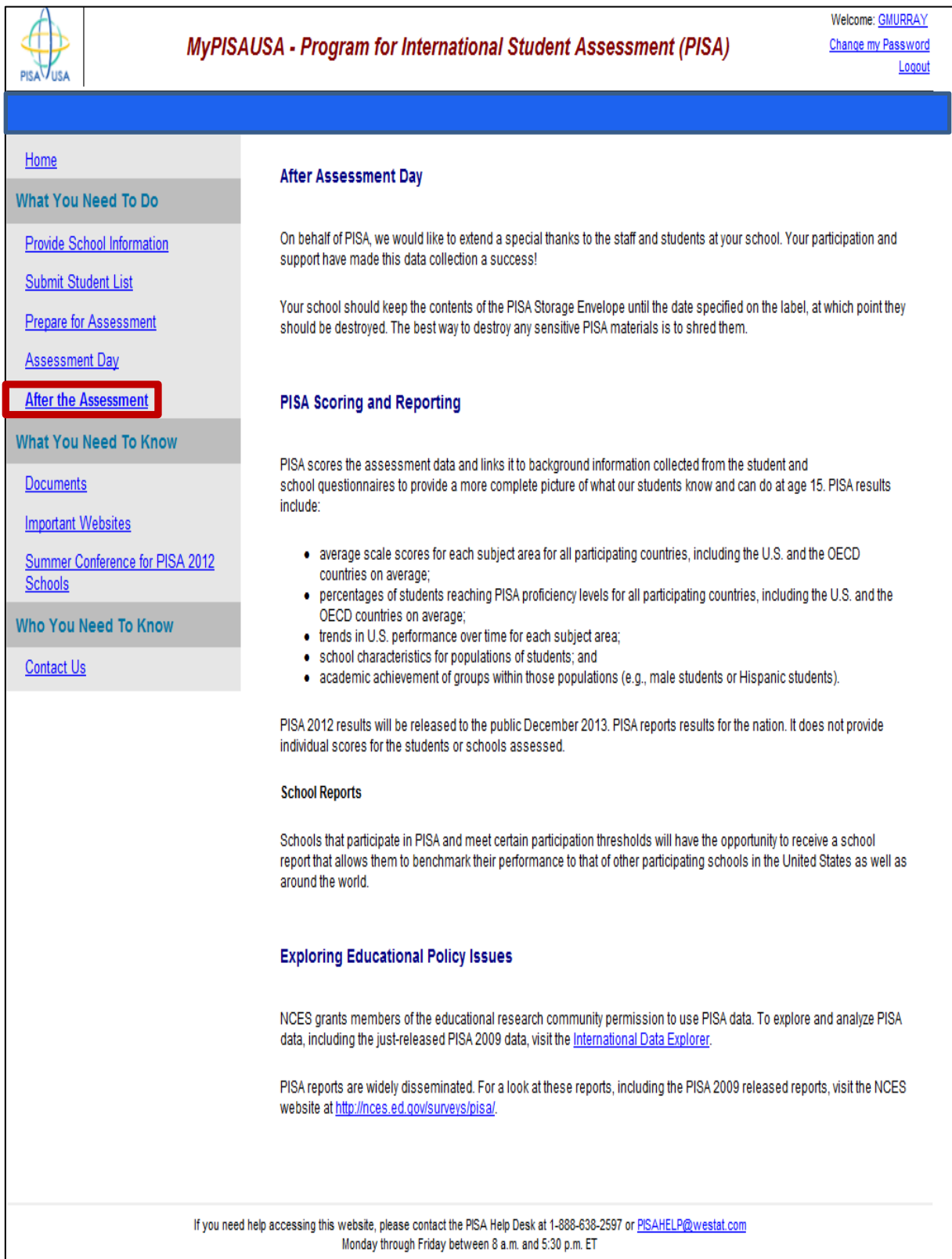
As part of PISA's pledge of confidentiality, before departing, the PISA team will leave all student names and identifying information at the school in the PISA Storage Envelope.

---

If you need help accessing this website, please contact the PISA Help Desk at 1-888-638-2597 or [PISAHELP@westat.com](mailto:PISAHELP@westat.com) Monday through Friday between 8 a.m. and 5:30 p.m. ET



**MyPISAUSA – After the Assessment**



The screenshot shows the MyPISAUSA website interface. At the top left is the PISA USA logo. The main header reads "MyPISAUSA - Program for International Student Assessment (PISA)". On the top right, it says "Welcome: GMURRAY" with links for "Change my Password" and "Logout". A blue horizontal bar is below the header. On the left is a navigation menu with categories: "Home", "What You Need To Do", "What You Need To Know", and "Who You Need To Know". The "After the Assessment" link under "What You Need To Do" is highlighted with a red box. The main content area contains sections: "After Assessment Day", "PISA Scoring and Reporting", "School Reports", and "Exploring Educational Policy Issues".

**After Assessment Day**

On behalf of PISA, we would like to extend a special thanks to the staff and students at your school. Your participation and support have made this data collection a success!

Your school should keep the contents of the PISA Storage Envelope until the date specified on the label, at which point they should be destroyed. The best way to destroy any sensitive PISA materials is to shred them.

**PISA Scoring and Reporting**

PISA scores the assessment data and links it to background information collected from the student and school questionnaires to provide a more complete picture of what our students know and can do at age 15. PISA results include:

- average scale scores for each subject area for all participating countries, including the U.S. and the OECD countries on average;
- percentages of students reaching PISA proficiency levels for all participating countries, including the U.S. and the OECD countries on average;
- trends in U.S. performance over time for each subject area;
- school characteristics for populations of students; and
- academic achievement of groups within those populations (e.g., male students or Hispanic students).

PISA 2012 results will be released to the public December 2013. PISA reports results for the nation. It does not provide individual scores for the students or schools assessed.

**School Reports**

Schools that participate in PISA and meet certain participation thresholds will have the opportunity to receive a school report that allows them to benchmark their performance to that of other participating schools in the United States as well as around the world.

**Exploring Educational Policy Issues**


NCES grants members of the educational research community permission to use PISA data. To explore and analyze PISA data, including the just-released PISA 2009 data, visit the [International Data Explorer](#).

PISA reports are widely disseminated. For a look at these reports, including the PISA 2009 released reports, visit the NCES website at <http://nces.ed.gov/surveys/pisa/>.

If you need help accessing this website, please contact the PISA Help Desk at 1-888-638-2597 or [PISAHHELP@westat.com](mailto:PISAHHELP@westat.com)  
Monday through Friday between 8 a.m. and 5:30 p.m. ET

**Exhibit B - 6. Screenshots from the PISA School Website - Continued**

**MyPISAUSA – Documents**



**MyPISAUSA - Program for International Student Assessment (PISA)**

Welcome: [GMURRAY](#)  
[Change my Password](#)  
[Logout](#)

---

[Home](#)

**What You Need To Do**

[Provide School Information](#)

[Submit Student List](#)

[Prepare for Assessment](#)

[Assessment Day](#)

[After the Assessment](#)

**What You Need To Know**

[Documents](#)

[Important Websites](#)

[Summer Conference for PISA 2012 Schools](#)

**Who You Need To Know**

[Contact Us](#)

**Documents**

Download your school's Student Tracking here:  
*Your Student Tracking Form is currently not available.*

More information about the PISA 2012 program can be found in the documents below.

Document Category:

Category	File	Description
Prepare For Assessment	<a href="#">2009 Reading Mathematics and Science Frameworks</a> (5389 KB)	
Prepare For Assessment	<a href="#">Achieve International</a> (4826 KB)	
Prepare For Assessment	<a href="#">Assessment Items</a> (479 KB)	
Prepare For Assessment	<a href="#">Facts for Parents</a> (43 KB)	
Prepare For Assessment	<a href="#">Facts for Parents (Spanish)</a> (38 KB)	
Prepare For Assessment	<a href="#">Introduction to PISA</a> (1198 KB)	
Prepare For Assessment	<a href="#">Jack Buckley Remarks</a> (27 KB)	
Prepare For Assessment	<a href="#">John Easton</a> (35 KB)	
Prepare For Assessment	<a href="#">Panel Presentation - Domenech</a> (1391 KB)	
Prepare For Assessment	<a href="#">Parent/Guardian Letter (English)</a> (36 KB)	
Prepare For Assessment	<a href="#">Parent/Guardian Letter (Spanish)</a> (32 KB)	
Prepare For Assessment	<a href="#">PISA 2009 School Level Results</a> (685 KB)	
Prepare For Assessment	<a href="#">PISA 2012 Student Presentation - Presenter Script</a> (1802 KB)	
Prepare For Assessment	<a href="#">PISA 2012 Student Presentation - Slide Show</a> (3993 KB)	
Prepare For Assessment	<a href="#">PISA 2012 Summer Conference Agenda</a> (241 KB)	

1 2 3

If you need help accessing this website, please contact the PISA Help Desk at 1-888-638-2597 or [PISAHELP@westat.com](mailto:PISAHELP@westat.com)  
 Monday through Friday between 8 a.m. and 5:30 p.m. ET

## Exhibit B - 6. Screenshots from the PISA School Website - Continued

### MyPISAUSA – Important Websites

The screenshot displays the MyPISAUSA website interface. At the top left is the PISA USA logo. The main header reads "MyPISAUSA - Program for International Student Assessment (PISA)". On the top right, it says "Welcome: GMURRAY" with links for "Change my Password" and "Logout". A blue navigation bar is present below the header. On the left side, there is a vertical menu with categories: "Home", "What You Need To Do", "What You Need To Know", and "Who You Need To Know". Under "What You Need To Do", there are links for "Provide School Information", "Submit Student List", "Prepare for Assessment", "Assessment Day", and "After the Assessment". Under "What You Need To Know", there are links for "Documents" and "Important Websites" (which is highlighted with a red box). Under "Who You Need To Know", there is a link for "Contact Us". The main content area on the right is titled "Important Websites" and contains a paragraph: "More information about PISA, including past reports and example PISA items, can be found on the web by clicking on any of the links below." Below this paragraph is a list of links: "Information for Participants", "Information about PISA in the United States from the U.S. Department of Education", "Information about PISA from the Organization for Economic Cooperation and Development", "PISA 2012 Frameworks", "PISA 2009 Frameworks", "Sample Assessment Questions", "PISA School and Student Questionnaires", "How PISA Differs from Other National and International Assessments", "PISA International Reports", and "PISA 2009 U.S. Report". At the bottom of the page, there is a footer with contact information: "If you need help accessing this website, please contact the PISA Help Desk at 1-888-638-2597 or PISAHELP@westat.com Monday through Friday between 8 a.m. and 5:30 p.m. ET".

**Exhibit B - 6. Screenshots from the PISA School Website - Continued**

**MyPISAUSA – Summer Conference**

**MyPISAUSA - Program for International Student Assessment (PISA)**

Welcome: [GIMURRAY](#)  
[Change my Password](#)  
[Logout](#)

[Home](#)

**What You Need To Do**

- [Provide School Information](#)
- [Submit Student List](#)
- [Prepare for Assessment](#)
- [Assessment Day](#)
- [After the Assessment](#)

**What You Need To Know**


- [Documents](#)
- [Important Websites](#)
- [Summer Conference for PISA 2012 Schools](#)

**Who You Need To Know**

- [Contact Us](#)

**Summer Conference for PISA 2012 Schools: Understanding Student Achievement in a Global Context**

Summer Conference for PISA 2012 Schools  
Day 1- June 21, 2012



**Jack Buckley**  
Commissioner  
National Center for Education Statistics

Dr. Jack Buckley, Commissioner, National Center for Education Statistics (NCES)  
[Welcome Remarks \(6:21\)](#)  
[Q & A](#)

## **Appendix C**

### **PISA 2015 Materials for Principal Review**

C – 1. PISA 2015 Draft Summary of Activities .....	1
C – 2. PISA 2015 Draft Brochure .....	3
C – 3. PISA 2015 Draft School FAQ.....	5
C – 4. PISA 2015 Draft Student FAQ .....	7
C – 5. NAEP WCBA Brochure.....	8
C – 6. PISA 2012 Presentation for Students .....	14
C – 7. Screenshots from the PISA School Website.....	33
C – 8. PISA School Report.....	42

**Draft PISA 2015 Timeline of Activities - Outside**



The poster is divided into several sections. The top left features a blue background with yellow curved lines. The top right is a teal section with the text: PROGRAM FOR INTERNATIONAL STUDENT ASSESSMENT (PISA) 2015, SUMMARY OF ACTIVITIES, PISA FIELD TEST. Below this is a yellow banner with the text: FOR MORE INFORMATION VISIT THE PISA WEB SITE AT <http://nces.ed.gov/surveys/PISA>. The middle left section is blue with 'PISA 2015' in large white letters, the Department of Education seal, and the logo for 'ies NATIONAL CENTER FOR EDUCATION STATISTICS Institute of Education Sciences'. The middle right section is teal with 'PISA USA' and a globe icon. The bottom left section is teal with a globe icon and text: PISA focuses on young peoples' abilities to use their knowledge and skills to meet real-life challenges in the future. PISA provides a unique opportunity for the United States to understand its educational standing in comparison to other nations. Findings from PISA are a valuable resource for discussing improvements in science, reading, and mathematics achievement for all students in this country. The bottom right section is white with the text: APPLYING KNOWLEDGE AND SKILLS TO SOLVE REAL-WORLD CHALLENGES.

**Exhibit C - 1. PISA 2015 Draft Summary of Activities - Continued**

**Draft PISA 2015 Timeline of Activities - Inside**

<b>SUMMARY OF FIELD TEST ACTIVITIES FOR PISA 2015</b>				
	<b>Nov-Dec 2013</b>	<b>Jan-Mar 2014 Preassessment Contact</b>	<b>April-May 2014 Assessment Visit</b>	<b>Benefits</b>
<b>Principal and Teachers</b>	<ul style="list-style-type: none"> <li>Identify a school coordinator.</li> </ul>	<ul style="list-style-type: none"> <li>Complete an online School Questionnaire on the characteristics of the school.</li> <li>Complete an online Teacher Questionnaire on education and teaching experience.</li> </ul>	<ul style="list-style-type: none"> <li>Arrange assessment space.</li> <li>Help ensure all sampled students attend the assessment.</li> <li>Ensure all sampled students are released from class for the assessment.</li> <li>Meet with PISA staff after the assessment.</li> </ul>	<ul style="list-style-type: none"> <li>Represent other similar U.S. schools.</li> <li>Receive U.S. national report with PISA 2015 results.</li> <li>Schools will receive \$200 for participating.</li> <li>Teachers will receive \$20 for completing the teacher questionnaire.</li> </ul>
<b>School Coordinator</b>	<ul style="list-style-type: none"> <li>Select an assessment date convenient for your school.</li> <li>Arrange for the use of a classroom or an alternative quiet space for the assessment.</li> <li>Determine parent notification procedures.</li> <li>Provide a list of eligible students to PISA staff.</li> <li>Provide a list of eligible teachers to PISA staff.</li> </ul>	<ul style="list-style-type: none"> <li>Notify teachers, selected students, and students' parents of the study and benefits of participating.</li> <li>Coordinate the principal's completion of the School Questionnaire.</li> <li>Coordinate the teachers' completion of the Teacher Questionnaire.</li> <li>Confirm the date and location of the assessment for PISA staff.</li> <li>Collect parental consent forms where required and submit to PISA staff.</li> </ul>	<ul style="list-style-type: none"> <li>Receive U.S. national report with PISA 2015 results.</li> <li>Receive \$200 for participating.</li> </ul>	
<b>Students</b>			<ul style="list-style-type: none"> <li>Take the assessment and complete a Student Questionnaire.</li> </ul>	<ul style="list-style-type: none"> <li>Receive a Certificate of Volunteer Service for 4 hours of community service.</li> <li>Represent other U.S. students like themselves and contribute to the profile of what our nation's students know and can do.</li> <li>Receive \$25 for participating. Students participating in the financial literacy assessment will receive an additional \$15.</li> </ul>
<b>PISA Staff</b>	<ul style="list-style-type: none"> <li>Provide school with materials explaining PISA and its importance.</li> <li>Work with the school coordinator to set an assessment date.</li> <li>Maintain school and student confidentiality.</li> </ul>	<ul style="list-style-type: none"> <li>Call the school coordinator to discuss assessment day, space, and student participation.</li> <li>Select a random sample of eligible students and teachers to participate.</li> <li>Provide online access information for the teacher and school questionnaires to the school coordinator.</li> </ul>	<ul style="list-style-type: none"> <li>Conduct assessment from start to finish.</li> <li>Furnish all the assessment materials, pencils, test booklets, and computers.</li> <li>Meet with school coordinator after the assessment.</li> <li>Pack up the materials to ensure that the assessments are complete and secure.</li> </ul>	
<b>Find Out More</b>	<a href="http://nces.ed.gov/surveys/pisa">http://nces.ed.gov/surveys/pisa</a>			

**PISA 2015 Study Brochure Front Cover**



**PISA  
USA**

## Who is participating in PISA 2015?

Albania Algeria Argentina Australia Austria Belgium Brazil Bulgaria Canada Chile China Chinese Taipei Colombia Costa Rica Croatia Czech Republic Denmark Dominican Republic Estonia Finland Former Yugoslav Republic of Macedonia France Georgia	Germany Greece Hong Kong-China Hungary Iceland Indonesia Ireland Israel Italy Japan Jordan Kazakhstan Korea Kosovo Latvia Lebanon Lithuania Luxembourg Macao-China Malaysia Malta Mexico Moldova Montenegro Netherlands New Zealand	Norway Peru Poland Portugal Qatar Romania Russian Federation Singapore Slovak Republic Slovenia Spain Sweden Switzerland Thailand Trinidad and Tobago Tunisia Turkey United Arab Emirates United Kingdom United States of America Uruguay Vietnam
--	--	--

### How do I get more information?

Visit the PISA website at <http://nces.ed.gov/surveys/pisa>.  
 For additional questions about PISA 2015, contact the PISA U.S. home office at 1-888-638-2597 or email [PISAHHELP@westat.com](mailto:PISAHHELP@westat.com).

NCES is authorized to conduct PISA under the Education Science Reform Act (ESRA 2002), 20 U.S. Code, Section 9543. Information collected will help the U.S. Department of Education's ongoing efforts to benchmark student achievement in the United States. Participation is voluntary. Data collected may be used only for statistical purposes and may not be disclosed, or used, in identifiable form for any other purpose (20 U.S.C., § 9673). Individual responses will be combined with those from other participants to produce summary statistics and reports. The U.S. Office of Management and Budget has approved this data collection under OMB# 1850-0755.



37996.0513.6129020101



**PISA 2015 Study Brochure Inside**

**What is PISA?**

The Program for International Student Assessment (PISA) is an international assessment of 15-year-old students. In 2015, students from more than 60 countries including the United States will participate. PISA measures how well students apply their knowledge and skills in science, reading, and mathematics to problems within a real-life context. PISA 2015 will be entirely computer based. Assessments will be conducted in science, reading, mathematics, financial literacy, and collaborative problem solving.

PISA is sponsored by the Organization for Economic Cooperation and Development (OECD) and managed in the United States by the National Center for Education Statistics (NCES) of the U.S. Department of Education.


**Why is PISA important?**

PISA provides a unique opportunity to compare U.S. 15-year-old students' science, reading, and mathematics knowledge and skills with those of peers in countries around the world. PISA



complements what we learn from national assessments by identifying the strengths and weaknesses of student performance internationally. The results inform national discussions about education as well as international competitiveness.

PISA also compares U.S. student performance over time and across different segments of the U.S. student population. PISA examines relationships between student performance and schooling across countries to suggest national strengths and weaknesses.



**What is the purpose of the PISA Field Test in 2014?**

PISA conducts a field test (a small-scale, trial run of the assessment) in every participating country to see if any of the test questions are biased because of national, social, or cultural differences. Statistical analyses of student answers are also conducted to check for evidence of differences in student performance across countries that could indicate a linguistic or conceptual translation problem. Test questions that are found to be problematic are dropped from the assessment or treated differently in the analysis.

In spring 2014, the United States will participate in the PISA 2015 field test. Assessments will be conducted using both paper-and-pencil and computers so that a mode effects study can be performed. The field test data will provide valuable information to ensure both unbiased assessments and a smooth transition to a fully computer-based assessment for PISA 2015.

**What will students be asked to do in the field test?**

The field test consists of either paper-and-pencil or computer sessions. Each is approximately 3 hours and includes time for instructions, the administration of the assessment, and a brief questionnaire that students complete about themselves. Participation is voluntary but important for ensuring that the sample is representative of schools and students across the country.

**What type of assessment is PISA?**

The PISA assessments are developed through an international consensus-building process involving input from U.S. and international experts in science, reading, mathematics, financial literacy, collaborative problem solving, and measurement. In a final step, the assessment is endorsed by all participating countries. The assessment contains a mix of types of questions: some require students to select appropriate responses, while others require that students solve problems and provide written answers. Examples of PISA assessment questions are available at <http://nces.ed.gov/surveys/pisa/educators.asp>.





PISA 2015

## Program for International Student Assessment

# FREQUENTLY ASKED QUESTIONS

*PISA 2015 Field Test (Spring 2014)*

*"PISA's benefit is that it focuses more on the application of information than the memorization of information. Internationally, education focuses on deeper learning. Similarly, PISA reflects that international method and focuses on deeper learning rather than wider."*

High School Principal, PISA 2009 Participant

PISA is an international assessment of 15-year-old students that measures how well students apply their knowledge and skills to solve problems related to science, reading, and mathematics in real-life contexts. In the PISA 2015 field test, students will be assessed in science, reading, mathematics, financial literacy, or collaborative problem solving, or some combination of these subjects.

### What is the field test for?

Field tests are a critical part of the development of test questions for international assessments like PISA. Field tests (small-scale, trial runs of an assessment) allow assessment developers to try out new questions to determine their performance when administered to students around the world. The results of the U.S. field test will help assessment developers to eliminate wording or topics that would put U.S. students at a disadvantage relative to students in other countries. This field test is also designed to facilitate PISA's transition to being a fully computer-based assessment.

### Why was my school selected for participation?

Your school was randomly selected so that the overall U.S. field test sample would be representative of the overall U.S. school population. Field-testing on a diverse sample of students from a variety of schools, locations, and backgrounds ensures that the assessment wording and concepts are not regionally, culturally, or socially biased.

### Why should my school and students participate?

PISA informs national discussions about education as well as international competitiveness. By participating, students ensure fairness in the questions that will be used in the main study in 2015. Field-testing the assessment questions will identify wording and concepts that could disadvantage U.S. students in the main study. Students' efforts in the field test ensure that the achievement of our nation's 15-year-olds is accurately and fairly reported.

### Is it possible that my school will be selected for the main study as well as the field test?

It is extremely unlikely that a school selected for the field test will be selected for the main study.

### Will all of our 15-year-old students be asked to participate?

Probably not. In each school, all 15-year-olds will have an equal chance of selection, and selected students will be part of a nationally representative sample. Student selection is not based on any student characteristic, other than being 15 years old. Up to 42 students will be selected to participate. Only in very small schools will the school sample include all 15-year-olds. In addition, some students with disabilities or limited English proficiency may be excused from the assessment.

**Draft PISA 2015 School FAQ - Back Page**



PISA 2015

**Who conducts the PISA assessment?**

The entire assessment process will be undertaken by trained staff from Westat, a research organization under contract to the U.S. Department of Education's National Center for Education Statistics (NCES). NCES conducts this study under authorization in the Education Sciences Reform Act of 2002 (20 U.S.C., § 9543) and approval of the U.S. Office of Management and Budget under OMB # 1850-0755.

**How are teacher and school questionnaires administered?**

The teacher and school questionnaires are both administered online from a secure website. Up to 25 teachers (10 science and 15 non-science) will be asked to participate by completing an online 45-minute questionnaire that asks about their education and teaching experience. This is the first time PISA is administering the teacher questionnaire. The school questionnaire, which looks at school characteristics such as enrollment and school practices, is also online and takes about 60 minutes to complete.

**Do teachers need to help administer the assessment?**

No. Westat field staff will visit the school on the day of the assessment, bringing with them all the materials required, and they will handle the entire administration of the assessment. Field staff will also bring all of the necessary computer equipment for the computer-based assessments.

**When will the field test be conducted?**

The field test will be conducted between April 7 and May 16, 2014. Westat will work with schools to identify an assessment date convenient for the school in that time period.

**Where will the field test be conducted?**

The assessment will be conducted in the schools that are selected to participate.

**How long does the field test take?**

Students will take either a paper-and-pencil or computer-based assessment. This approximately 3-hour session includes time for instructions, the assessment, and a brief questionnaire that students complete about themselves. Some students will return to participate in an additional 1-hour assessment in financial literacy.

**What will happen with the collected data?**

The field test data will be used to evaluate whether the assessment fairly and accurately measures students' knowledge and skills in all participating countries. By law, the data provided by schools, staff, and students may be used only for statistical purposes and may not be disclosed, or used, in identifiable form for any other purpose [Education Science Reform Act of 2002 (ESRA 2002), 20 U.S. Code, Section 9573]. Reports of the findings from the field test will not identify participating districts, schools, students, or individual staff. Individual responses will be combined with those from other participants to produce summary statistics and reports.

**Where can I find more information?**

Visit the PISA website at <http://nces.ed.gov/surveys/pisa>.

For additional questions about PISA 2015, contact the PISA U.S. home office at 1-888-638-2597 or email [PISAHHELP@westat.com](mailto:PISAHHELP@westat.com).



**Draft PISA 2015 Student FAQ**



**Program for International Student Assessment**

**FREQUENTLY ASKED QUESTIONS**

*Information for Students*

**What is PISA?**

PISA is an international assessment of 15-year-old students that assesses how well students apply their knowledge and skills in science, reading, mathematics, financial literacy, and collaborative problem solving. PISA presents problems that students would encounter in the real world.

*Think of PISA as an Olympics of the mind.  
More than 60 countries participate in PISA.*

**Why should I participate in PISA?**

You represent other students like you all across the country. PISA informs discussions about U.S. education and international competitiveness. Your participation in the field test ensures fairness in the questions that will be used in the main study in 2015.

*Only 1,900 students will participate  
in the PISA field test in the United States.*

*Participating in PISA is a national service.  
How often do you get to represent your country?*

**What subjects are assessed in PISA?**

In the field test students will take either a paper-and-pencil or computer-based assessment. Students will be assessed in science, reading, mathematics, financial literacy, or collaborative problem solving, or some combination of these subjects.

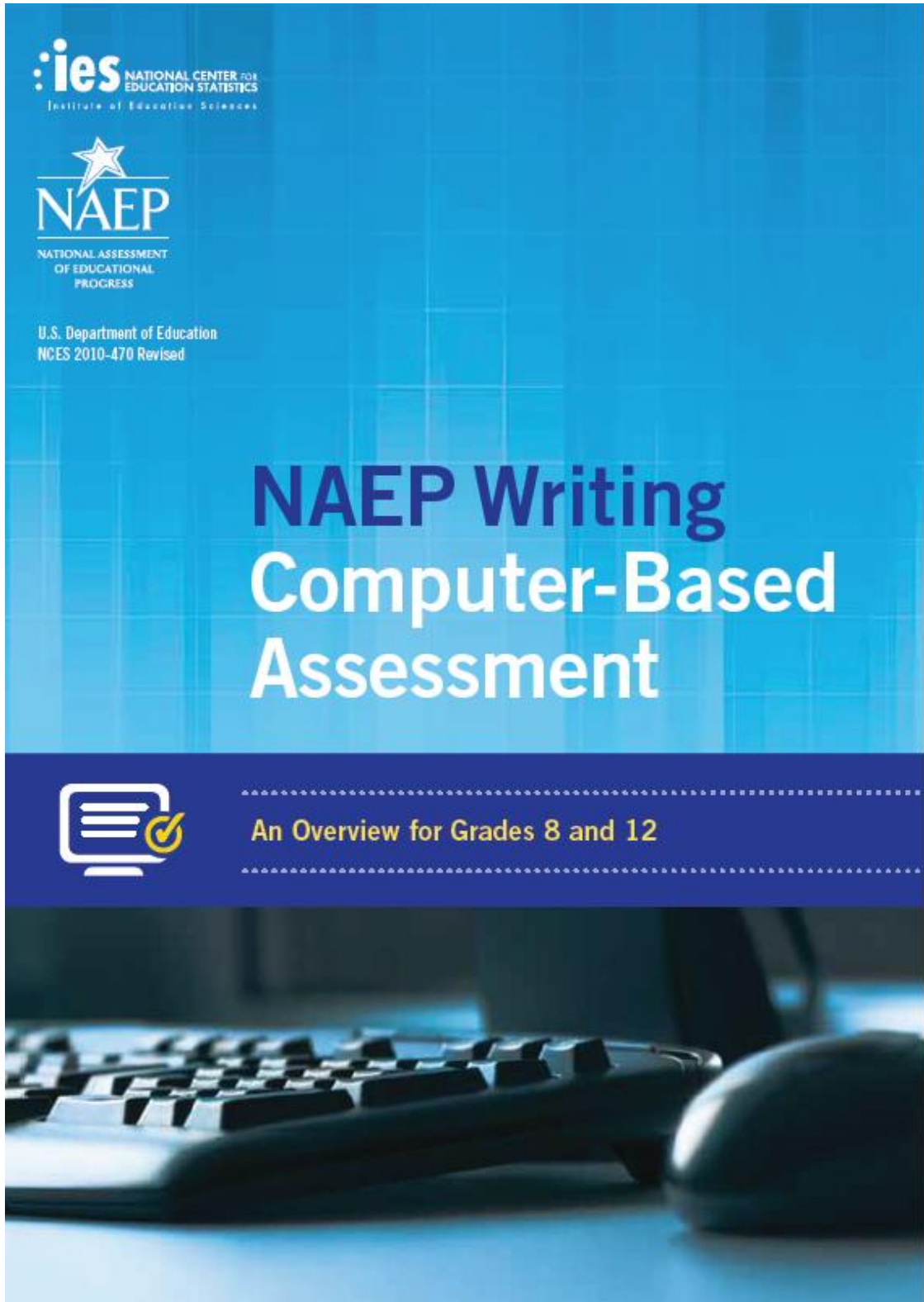
**How long does PISA take?**

The PISA assessment takes approximately 3 hours to complete. This includes time for instructions, the assessment, and a brief questionnaire that students answer about themselves. Some students will return to participate in an additional 1-hour assessment in financial literacy.

**How does PISA select a representative sample of students?**

The schools that participate in PISA in the United States are randomly selected from a list of all schools in the country that have 15-year-old students. This is to ensure that the U.S. participants accurately represent the whole United States and not particular types of schools or students. In each PISA school, each 15-year-old student has an equal chance of being selected. From a list of all 15-year-old students in the school, 42 students are randomly selected to participate. Participants in other countries are selected just the same way to make sure each country is fairly represented and no country has an advantage because of types of schools or students selected.





## What to Expect for the NAEP Writing Computer-Based Assessment

### What should **schools** expect?



As with other NAEP assessments, NAEP staff will administer the assessment and work with school staff to organize the writing assessment activities. NAEP staff will bring necessary materials, including laptop computers and earbuds, to the school on assessment day. Schools will only need to provide one room, desks or tables, and electricity; schools do not have to provide Internet access.

Thirty students in each school will be selected to participate. The assessment will be administered in two sequential sessions of about 15 students.

### What can **students** expect?



Before the assessment begins, students will be shown a tutorial which will help them become familiar with the way material is presented on the computer screen and how to use the program.

Students will compose their responses in a word processing program similar to the programs they frequently use. They will be able to use common tools for editing, formatting, and text analysis; they will not have access to irrelevant or distracting tools such as clip art, font type and color, or the Internet. Students may ask questions anytime before and during the assessment.

It will take approximately 90 to 120 minutes for students to complete the assessment, 60 minutes of which is allotted to writing two responses. Students will respond to text, video or animated prompts on the computer and listen to audio prompts via earbuds, which will be provided. The assessment questions are designed to measure students' ability to persuade, to explain, or to convey experience.

Students will also respond to questions designed to gather information that provides context for understanding the assessment results, such as how many pages the student has to read each day for school and homework, and whether there is a computer in their home that they can use. New to the assessment are specific questions about computer use, such as writing for school assignments, writing e-mails, and using the Internet.

**In today's society,** writing with paper and pencil has largely been replaced by writing using a computer. Students are expected to compose on a computer as they move through school and into the workforce. Reflecting the changes in technology, eighth- and twelfth-grade students taking the **National Assessment of Educational Progress (NAEP) writing assessment** will use a computer to compose and edit their responses.

 **How is the NAEP writing computer-based assessment different from past writing assessments?**

The NAEP writing assessment has always been paper-based for grades 4, 8, and 12. In 2011, for the first time, the NAEP writing assessment will measure students' ability to write using a computer at grades 8 and 12. The assessment is computer-based, and is designed to take advantage of many features of current digital technology, such as word processing software. The computer-based writing tasks are delivered in multimedia formats, such as short videos and audio.

**93%** of eighth-graders who took the NAEP reading assessment in 2009 reported that they used a computer at home.

(National Assessment of Educational Progress, 2009.)



 **Why is the writing assessment computer-based for grades 8 and 12?**

The 2011 NAEP Writing Framework mandated that the writing assessment be designed to reflect the way today's students compose and are expected to compose: using a computer. For example, in 2007, NAEP data showed that 75% of twelfth-graders who took the writing assessment reported that they almost always used a computer to make changes to a paper or report (for example, spell-check, cut and paste). The writing assessment was developed to take into account the new role that technology plays as students move through school and into the workforce.

 **How was the new writing framework developed?**

The 2011 NAEP Writing Framework was developed by the National Assessment Governing Board, with ideas from a wide range of individuals and organizations, including writing experts, school administrators, policymakers, teachers, parents, and others. To view the framework, visit <http://www.nagb.org/publications/frameworks.htm>.

 **Will accommodations be provided?**

NAEP assessments strive to include as many students as possible. The writing computer-based assessment system is designed to comply with federal policy, which instructs that electronic information technology be accessible to all people, including those individuals with disabilities. The computer program for the writing assessment features optional settings that will reduce the need for accommodations, among them:

- A 'Speak' function on computers that can read aloud all or selected portions of directions, tasks, and stimulus materials. (Some stimulus materials will not respond to a 'Speak' function but will have separate play buttons.)
- Adjustable font size up to 48 point (letters about 2/3 inch tall).
- Choice of color schemes, including a high contrast option.



As with other NAEP assessments, accommodations such as alterations in the testing setting or timing will be provided. Any change that alters the skill NAEP is designed to measure will not be allowed. If needed, for the computer-based writing assessment, accommodations will be available, such as screen magnification greater than 48 point font, and the ability to enlarge graphics. Accommodations such as bilingual word-to-word dictionaries, or signed directions, can be provided by the school staff.

 **How will the responses be scored?**

Trained scorers will evaluate the responses. In NAEP, scorers are taught to use the scoring rubric through extensive training using many example responses. They will evaluate three broad features of writing, as follows:

- Development of Ideas
- Organization of Ideas
- Language Facility and Use of Conventions

Responses will be evaluated holistically; individual elements or parts of the response will not be scored separately.



**The National Assessment of Educational Progress (NAEP)**

is a continuing and nationally representative assessment of what our nation's students know and can do in core subjects such as mathematics, reading, science, and writing.

NAEP was first administered in 1969 to measure student achievement nationally. Teachers, principals, parents, policymakers, and researchers all use NAEP results to assess progress and develop ways to improve education throughout the country. The results of NAEP are released as The Nation's Report Card, and are available for the nation, states, and in some cases, urban districts. For more information, please visit <http://nces.ed.gov/nationsreportcard/>.

You can also contact the National Center for Education Statistics (NCES) at:  
National Center for Education Statistics  
Assessment Division – 8th Floor  
1990 K Street NW  
Washington, DC 20006  
Phone: 202-502-7420  
<http://nces.ed.gov/nationsreportcard/contactus.asp>

To order copies of The Nation's Report Card or other NAEP publications, contact ED Pubs at:

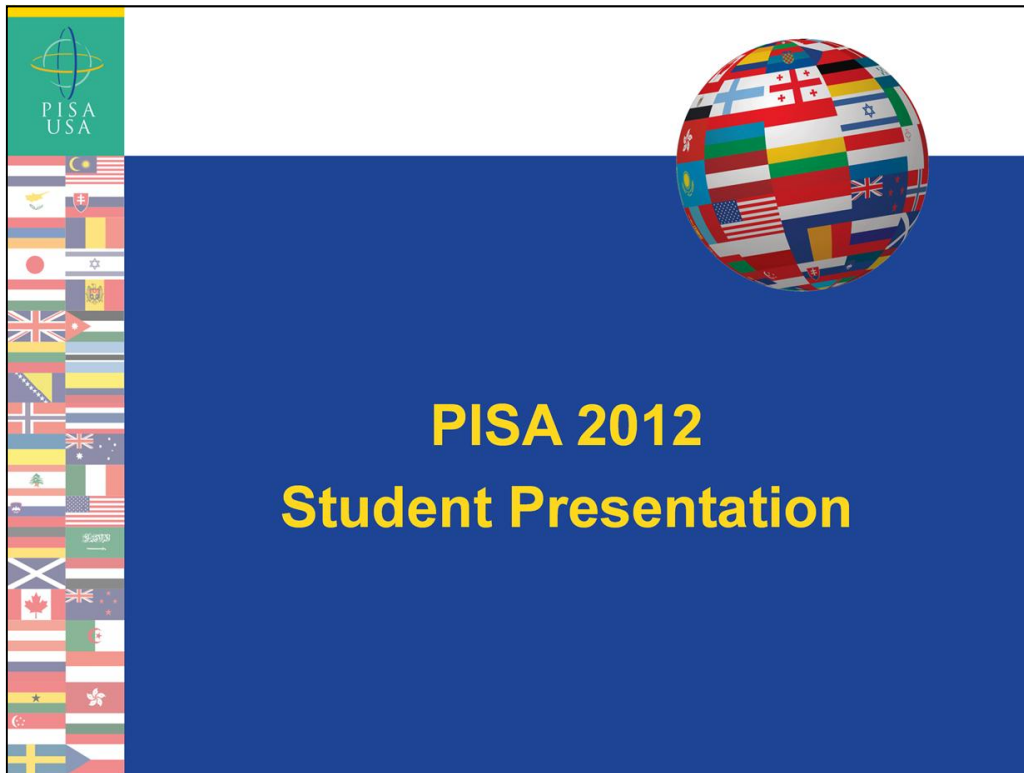
ED Pubs  
U.S. Department of Education  
P.O. Box 22207  
Alexandria, VA 22304  
[www.EDPubs.gov](http://www.EDPubs.gov)

For more information about NAEP, visit <http://nces.ed.gov/nationsreportcard>.

[www.ed.gov](http://www.ed.gov)



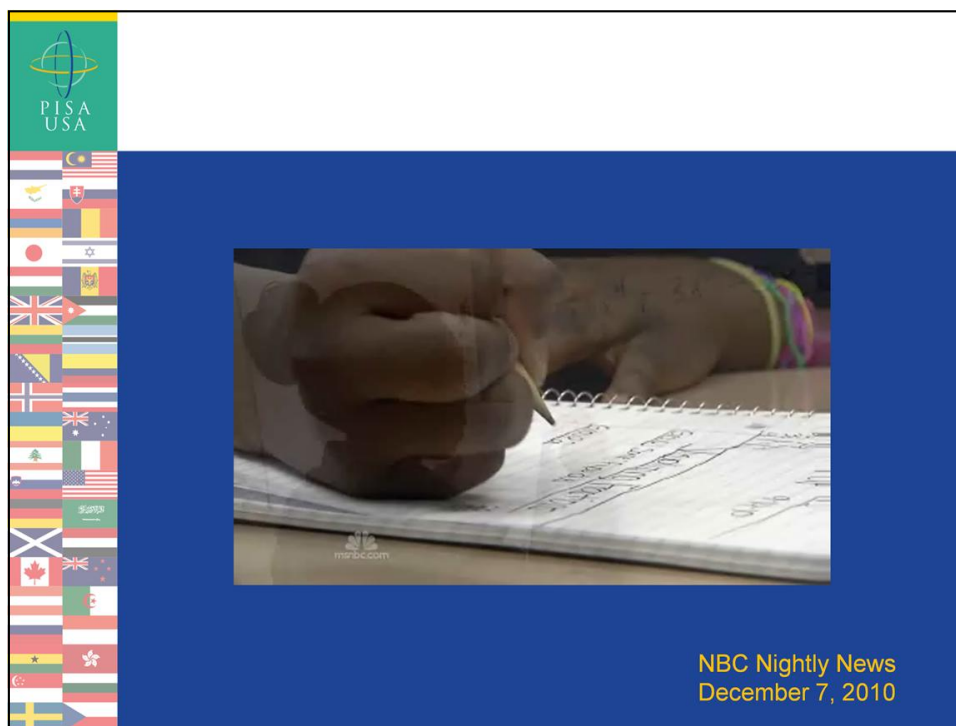
[ies.ed.gov](http://ies.ed.gov)



*PISA 2012*  
*Student Presentation*  
*Guide*



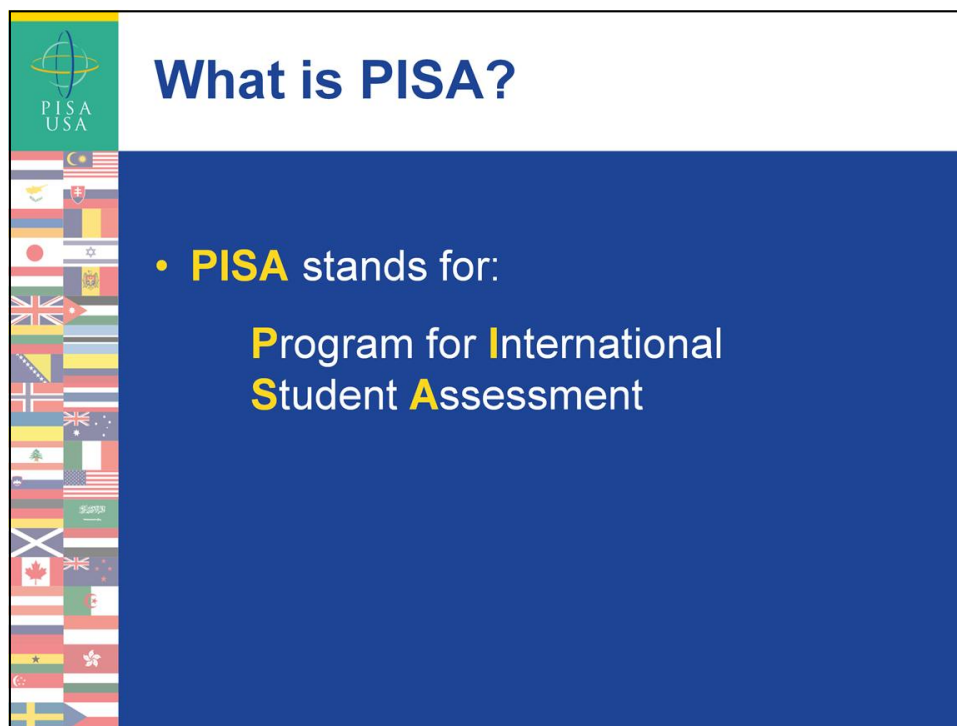
[START STUDENT PRESENTATION HERE. WHEN ALL STUDENTS HAVE ARRIVED, CLICK THE RIGHT ARROW KEY TO ADVANCE TO THE NEXT SCREEN.]



CLICK INSIDE THE BOX, ON THE VIDEO, TO PLAY OR PAUSE. (A SMALL HAND WILL APPEAR.) (MOVE THE CURSOR OFF THE SCREEN WHILE THE VIDEO IS PLAYING.)

CLICK OUTSIDE THE BOX (AND THEN MOVE THE CURSOR OFF THE SCREEN) TO MOVE ON TO THE NEXT SLIDE.


**[IF NO SPEAKERS HAVE BEEN PROVIDED, PRESS THE RIGHT ARROW KEY ON THE LAPTOP TO SKIP THIS SCREEN AND MOVE ON TO THE NEXT SCREEN.]**



Has anyone here seen news clips like this recently? Do you know where they're getting this information?

<click right arrow on keyboard> The results are from the Program for International Student Assessment, or PISA.

Has anyone heard of PISA before?



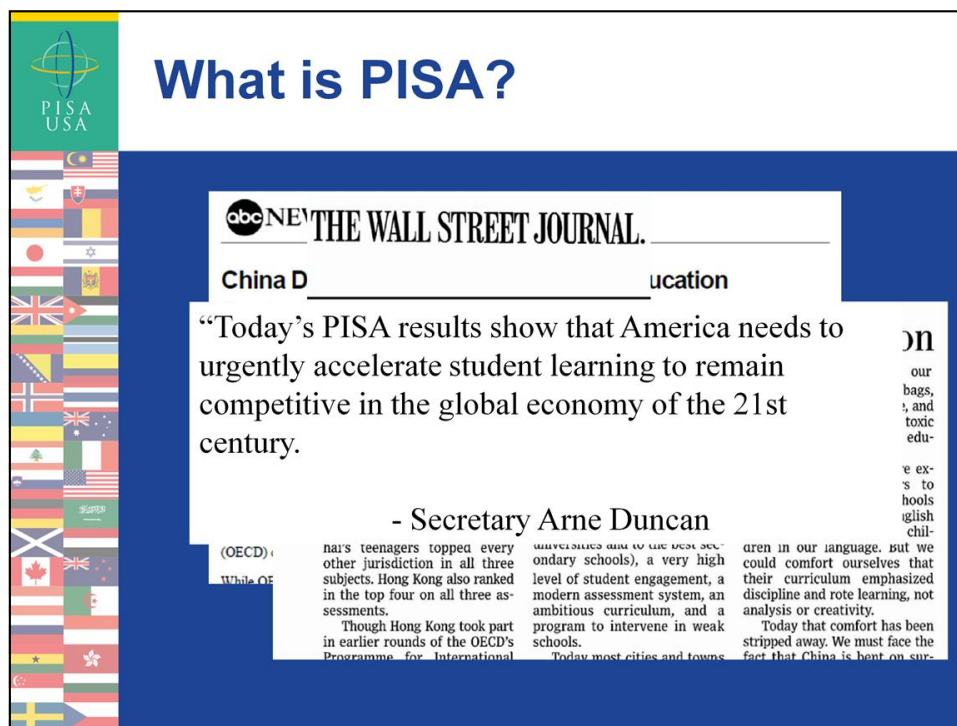
## What is PISA?

- PISA is the world's largest international education study.
- PISA measures how well 15-year-old students apply knowledge to real-world problems in reading, mathematics, science, problem solving and financial literacy.
- PISA helps the United States learn about our international competitiveness.

<click right arrow on keyboard> PISA is the world's largest international education study.

<click right arrow on keyboard> It measures how well 15-year-old students apply what they've learned in school to real-world problems in reading, mathematics, science, problem solving and financial literacy.

<click right arrow on keyboard> Like we just saw in the news clip, PISA provides people with information about how well students in the United States are performing in comparison to students in other countries around the world.



When the results from PISA come out, it’s all over the news –  
 <click right arrow on keyboard> from the evening shows to newspapers all over the country.

<click right arrow on keyboard> Our Secretary of Education, and even our President, reference PISA when they talk about the advances we need to make in education.

So now we see how important this assessment is. By participating in this assessment, you are performing a national service.





I want you to understand how far-reaching this assessment is. Think about this map. How many countries around the world do you think participate in this assessment?

Any ideas?

<click right arrow on keyboard> In 2012, 67 countries will participate in PISA. Think of PISA as an Olympics of the mind!




In the United States, PISA will invite schools across the country to participate in the assessment. How many schools do you think will participate in PISA in the United States.

Thoughts?

Your school has been selected to take part in the PISA this fall.

<click right arrow on keyboard> In the United States, fewer than 300 schools will be asked to participate in PISA 2012.

Not every school in every state is asked to participate. PISA relies on a sample of students and schools to represent all of the students and schools like them across the country.




## Who participates in PISA?

- **You** are one of only about 50 students in our school and 6,000 students across the entire United States to be invited to participate in this prestigious assessment.
- By participating, you will represent thousands of other students across the country. PISA results help our country improve the education system.

In [our / your] school, **you** are one of only [50] students, and across the entire United States you are one of only 6,000 students to be invited to participate in this prestigious assessment.

The invitations were based on a random sample of students in [our / your] school, so not everyone has this opportunity.

<click right arrow on keyboard> By participating, you alone represent thousands of other students across the country. The results of PISA help our country improve our education system.



## What should I expect?


- You may be asked questions in reading, mathematics, science, problem solving or financial literacy, or a combination, based on real-life situations.
  - You will be asked to take assessment with paper and pencil. You may also be asked to take the assessment on a computer.
  - The questions will have multiple-choice and short-answer responses.
- The assessment also includes questions about you and your attitudes and experiences in school.

If you choose to accept the invitation to participate, you may be asked questions in reading, mathematics, science, problem solving or financial literacy, based on real-life situations. You may be asked questions in just one subject or a combination of subjects. Remember, this is about applying the knowledge you have learned, not just memorizing facts.

You may be asked to take the assessment with paper and pencil. You may also be asked to take an additional assessment on the computer.

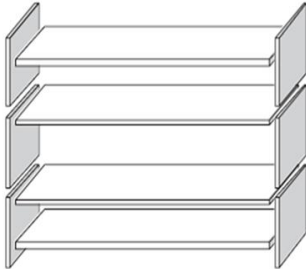
The questions will have multiple-choice and short-answer responses.

<click right arrow on keyboard> The assessment also includes questions about you and your attitudes and experiences in school. This is to help policymakers have context for the results and learn more about students' perceptions toward education.

 **Sample Math Question**

To complete one set of bookshelves a carpenter needs the following components:

- 4 long wooden panels,
- 6 short wooden panels,
- 12 small clips,
- 2 large clips and
- 14 screws.



The carpenter has in stock 26 long wooden panels, 33 short wooden panels, 200 small clips, 20 large clips and 510 screws.

How many sets of bookshelves can the carpenter make?

Answer: .....

Now I know some of you may be wondering what “real-world” assessment questions might look like, so let’s take a look.

<click right arrow on keyboard> This is an example of a math item on the assessment. In this question, students are given information about how many wood panels, clips, and screws a carpenter needs to build a set of bookshelves. Students are then told how many materials the carpenter has, and are asked to determine how many bookshelves the carpenter can make.

**PISA USA**

## Sample Reading Question

**Feel good in your runners**

For 14 years the Sports Medicine Centre of Lyon (France) has been studying the injuries of young sports players and sports professionals. The study has established that the best course is prevention ... and good shoes.

**According to the article, why should sports shoes not be too rigid?**

**One part of the article says, "A good sports shoe should meet four criteria." What are these criteria?**

**Knocks, falls, wear and tear...**

Eighteen per cent of sports players aged 8 to 12 already have heel injuries. The cartilage of a footballer's ankle does not respond well to shocks, and 25% of professionals have discovered for themselves that it is an especially weak point. The cartilage of the delicate knee...

**Protect, support, stabilise, absorb**


If a shoe is too rigid, it restricts movement. If it is too flexible, it increases the risk of injuries and sprains. A good sports shoe on a surface that is too dry.

Finally, it must absorb shocks, especially those suffered by volleyball and basketball players who are constantly jumping.

This is an example of text students may see for a reading question. Here, students read about sports shoes and how they can prevent injuries.

Students are asked a few questions for each passage they read.

<click right arrow on keyboard> These are two examples of questions students are asked to answer after reading the text about sports shoes. [PAUSE TO ALLOW STUDENTS TO READ THE QUESTIONS ON THE SCREEN TO THEMSELVES.]




## What should I expect?

- Students who take PISA will have different test booklets. The assessment has so many questions that no one student can answer them all, so the questions are split up.

B1	B2	B3	B2	B1	B3
B2	B3	B2	B1	B2	B1
B3	B2	B1	B2	B3	B2
B1	B3	B2	B3	B2	B1
B3	B2	B1	B2	B1	B2

Students who take PISA will have different test booklets. There are SO many questions included in PISA that no single student can take them all! To make sure that EACH question is taken by a certain number of American students, there are various PISA booklets that have unique sets of questions.

[GESTURE TO SCREEN] Here you can imagine a classroom full of students participating in PISA, each color represents a different test booklet.




## What should I expect?

- Because no one student takes the entire assessment, unlike many tests you take, you will not get your own score on PISA.
- The assessment takes place here at the school. You will be called out of class to participate.

Because no one student takes the entire assessment, unlike many tests you take, you will not get your own score on PISA.


<click right arrow on keyboard> The assessment takes place here at the school and will take no more than [4 hours], depending on whether you are asked to take the assessment with paper and pencil only or both paper and pencil and computer. We will call you out of class when the time comes.





## Why should I participate?

- Participating in PISA is a national service.
- Each student who participates in PISA represents thousands of students across the United States.
- PISA 2012 results from the United States will be compared to 67 other countries.
- Your participation can help to improve the United States education system for future students.



If you are debating about whether or not to participate, I just want to remind you of a few things.

<click right arrow on keyboard> By participating in this assessment you are performing a national service.

<click right arrow on keyboard> Each student who participates represents thousands of students across the nation.

<click right arrow on keyboard> Results from the United States will be compared to 67 other countries, providing information about how globally competitive we can and will be in the future.

<click right arrow on keyboard> Important decisions about education are made using results from PISA, and your participation can help to improve the education system for students who come after you.

**Why should I participate?**

- You will receive a Certificate of Volunteer Service awarding you 4 hours of service time.

The slide features a vertical strip of various national flags on the left side. The main content is on a dark blue background. Below the text, there is an image of a 'CERTIFICATE OF VOLUNTEER SERVICE' from PISA USA. The certificate text reads: 'This is to verify that [Name of Student] has completed 4 hours of volunteer service by participating in the Program for International Student Assessment (PISA) 2012 Field Test. an international study involving more than 80 countries. PISA measures the performance of 15-year-olds in applying their knowledge and skills to real-world problems. Each participating student represents many other students in the United States. Student participation is critical to the success of PISA in the United States.' The certificate is signed by Jack Buckley, Commissioner, National Center for Education Statistics, and includes the PISA USA and IES logos.

As a thank you for participating:

<click right arrow on keyboard> You will receive a Certificate of Volunteer Service awarding you 4 hours of service time.

[IF STUDENTS WILL RECEIVE INDIVIDUAL PAYMENTS] You will also receive [\$25 for the paper assessment / those of you who also take the computer assessment will receive an additional \$15]



## Why should I participate?

- You can also mention your participation in PISA on future resumes and college applications.



2010-11 FIRST-YEAR APPLICATION

For Spring 2011 or Fall 2011 Enrollment

---

APPLICANT

Legal Name *Last/Family/Sur (Enter name exactly as it appears on official documents.)* \_\_\_\_\_ *First/Given* \_\_\_\_\_ *Middle (complete)* \_\_\_\_\_ *Jr., etc.*

Preferred name, if not first name (choose only one) \_\_\_\_\_ Former last name(s), if any \_\_\_\_\_

Birth Date *mm/dd/yyyy* \_\_\_\_\_  Female  Male US Social Security Number, if any \_\_\_\_\_ *Optional, unless applying for US Federal financial aid with the FAFSA form*

Preferred Telephone  Home  Cell  Home (\_\_\_\_\_) \_\_\_\_\_ Cell (\_\_\_\_\_) \_\_\_\_\_

E-mail Address \_\_\_\_\_ Area/Country/City Code \_\_\_\_\_ IM Address \_\_\_\_\_ Area/Country/City Code \_\_\_\_\_

Permanent home address \_\_\_\_\_ Number & Street \_\_\_\_\_ Apartment # \_\_\_\_\_

*City/Town County or Parish State/Province Country ZIP/Postal Code*

If different from above, please give your current mailing address for all admission correspondence. (from \_\_\_\_\_ to \_\_\_\_\_)

*(mm/dd/yyyy) (mm/dd/yyyy)*

Current mailing address \_\_\_\_\_ Number & Street \_\_\_\_\_ Apartment # \_\_\_\_\_

<click right arrow on keyboard> And you can also mention your participation in PISA on future resumes and college applications, as an important assessment to which you contributed.

**Thank You!**

**PISA** will be held:

**Date:**

**Time:**

**Location:**

**Questions?**

Let me share with you the details of when PISA will be happening in [our / your] school. [LIST DATE TIME AND LOCATION FOR STUDENTS.]

<click right arrow on keyboard> Are there any questions now?



Thank you for your time and coming to learn more about PISA. I know you all will do a great job. Good luck!

## Exhibit C - 7. Screenshots from the PISA School Website

### MyPISAUSA – Home Page



#### MyPISAUSA - Program for International Student Assessment (PISA)

Welcome! [GMURRAY](#)  
[Change my Password](#)  
[Logout](#)

[Home](#)

#### What You Need To Do

[Provide School Information](#)

[Submit Student List](#)

[Prepare for Assessment](#)

[Assessment Day](#)

[After the Assessment](#)

#### What You Need To Know

[Documents](#)

[Important Websites](#)

[Summer Conference for PISA 2012 Schools](#)

#### Who You Need To Know

[Contact Us](#)

#### Welcome to PISA

Welcome and thank you for participating in the Program for International Student Assessment (PISA) 2012! In PISA, each country is represented by a small sample of schools and students selected to reflect its population and educational contexts and provide valid estimates of student achievement. Your school represents hundreds of schools across our nation by participating in the 2012 administration of PISA. In late summer 2012, a random sample of age-eligible students in your school will be selected to be assessed. Each assessment will be administered by specially trained PISA staff.

There are a number of activities occurring before, during, and after the assessment. This website is designed to walk you through each one.

The "What You Need to Do" menu on the left is designed to guide the school coordinator through five different groups of tasks.

1. Provide School Information - verify information about your school. This includes the school's address and the estimated enrollment of students.
2. Submit Student List - submit a listing of all age-eligible students (born between July 1, 1996 and June 30, 1997). PISA will use this list to draw a random sample of students to participate in the assessment.
3. Prepare for Assessment - prepare for a preassessment visit by a local PISA representative. The school coordinator will: complete paperwork, notify parents about students' participation in PISA, and reserve school space for the staff to use during the visit.
4. Assessment Day - PISA staff will administer the assessments with the school coordinator responsible for making sure that participating students arrive promptly to designated testing location(s).
5. After the Assessment - retain the PISA Storage Envelope in a secure place until a designated date.

The "What You Need to Know" menu stores informational materials and is where you will go to download your list of selected students once sampling is complete.

Your local PISA representative will contact you shortly after sampling has been completed for your school. In the meantime, if there are any questions, feel free to contact the PISA Help Desk by going to "Contact Us" under "Who You Need to Know."

#### Summer Conference for PISA 2012 Schools

Thank you to all of the school representatives that attended the Summer Conference for PISA 2012 Schools held in Washington D.C. on June 21-22, 2012. This year's theme was "Understanding Student Achievement in a Global Context." Each participating school was invited to send one representative to the conference to hear more about how other countries view PISA and use the results to inform decisions regarding the education of their young people. Panelists from prominent U.S. associations also discussed how PISA data is used here in the U.S. to inform education policy. Attendees met with PISA USA Team staff in small group sessions to discuss the details of submitting student lists for sampling in August and preparing for preassessment and assessment visits by PISA staff.

The presentations from the conference can be found in the Documents section of this site. The video footage of the key speakers and panelists is also now available in the Document section.

[PISA 2012 Summer Conference Agenda \(240 KB PDF\)](#)  
[Jack Buckley Remarks \(145 KB PPTX\)](#)  
[John Easton \(135 KB PPT\)](#)  
[Introduction to PISA \(1185 KB PPT\)](#)  
[Assessment Items \(429 KB PPT\)](#)  
[PISA 2009 School Level Results \(685 KB PPT\)](#)  
[Panel Presentation - Demographics \(1591 KB PPT\)](#)  
[Analytic Information \(1525 KB PPT\)](#)  
[PISA Assessment Day \(633 KB PPT\)](#)

#### What is PISA

PISA is an international assessment that measures student learning in mathematics, reading, science and for the upcoming 2012 assessment, problem solving and financial literacy. The assessment occurs every three years (2000, 2003, 2006, 2009, and 2012), and provides information about the knowledge and skills of U.S. students in comparison with students in other countries.

PISA is intended to provide a measure of students' overall preparedness for the future, not just their academic achievement. Knowing how U.S. students perform on PISA provides us with valuable information on how our education system compares with education systems of the other countries with whom we collaborate and compete in the world economy.

PISA is sponsored by the Organization for Economic Cooperation and Development (OECD), an intergovernmental organization of industrialized countries. In the United States, PISA is managed and conducted by the National Center for Education Statistics (NCES) in the U.S. Department of Education.


The materials in the links below provide specific information about the 2012 PISA assessment.

[PISA Brochure \(2867 KB PDF\)](#)  
[PISA Timeline \(335 KB PDF\)](#)  
[PISA FAQ \(552 KB PDF\)](#)  
[School Coordinator Instructions Brochure \(572 KB PDF\)](#)

If you need help accessing this website, please contact the PISA Help Desk at 1-888-638-2597 or [PISAHelp@westat.com](mailto:PISAHelp@westat.com) Monday through Friday between 8 a.m. and 5:30 p.m. ET

## Exhibit C - 7. Screenshots from the PISA School Website - Continued

### MyPISAUSA – Provide School Information



## MyPISAUSA - Program for International Student Assessment (PISA)

Welcome: [GMURRAY](#)  
[Change my Password](#)  
[Logout](#)

---

[Home](#)

**What You Need To Do**

[Provide School Information](#)

[Submit Student List](#)

[Prepare for Assessment](#)

[Assessment Day](#)

[After the Assessment](#)

**What You Need To Know**

[Documents](#)

[Important Websites](#)

[Summer Conference for PISA 2012 Schools](#)

**Who You Need To Know**

[Contact Us](#)

### Provide School Information

Your school's information is displayed below. Please make any updates or corrections directly to fields below and click submit when you are finished. (Be advised that it may take 1-2 days for any changes made to appear.)

**School**

School Name:  \*School Name is Required.

School Address1:

School Address2:

City:

State:

Zip:

School Phone:

School Fax:

**Principal**

First Name:

Last Name:

Phone:

Email:

**School Coordinator**

First Name:

Last Name:

Phone:


Email:

---

If you need help accessing this website, please contact the PISA Help Desk at 1-888-638-2597 or [PISAHELP@westat.com](mailto:PISAHELP@westat.com) Monday through Friday between 8 a.m. and 5:30 p.m. ET

## Exhibit C - 7. Screenshots from the PISA School Website - Continued

### MyPISAUSA – Submit Student List



**MyPISAUSA - Program for International Student Assessment (PISA)**

Welcome: [GMURRAY](#)  
[Change my Password](#)  
[Logout](#)

- [Home](#)
- What You Need To Do**
  - [Provide School Information](#)
  - [Submit Student List](#)**
  - [Prepare for Assessment](#)
  - [Assessment Day](#)
  - [After the Assessment](#)
- What You Need To Know**
  - [Documents](#)
  - [Important Websites](#)
  - [Summer Conference for PISA 2012 Schools](#)
- Who You Need To Know**
  - [Contact Us](#)

#### Submit Student List

PISA collects a list of all students in grade 7 or higher and **born between July 1, 1996 and June 30, 1997** from your school in order to draw a random sample of students to participate in the assessment.

#### How to Submit your Student List

Beginning on August 20, 2012 schools will be able to submit student lists for sampling through this website, MyPISAUSA.com. Schools should download the Excel EFile Template and import their list of eligible students onto the template for submission. This EFile Template contains the necessary fields for sampling. PISA has also developed detailed instructions for preparing and submitting student lists as well as an annotated EFile Template. These documents provide information and answers to many common questions about the EFile process. An additional resource for school coordinators is the School Coordinator Handbook. All schools will receive a hard copy of this handbook.

[EFile Template- \(30 KB, XLS\)](#)  
[EFile Instructions- \(130 KB, PDF\)](#)  
[EFile Annotated Template- \(142 KB, PDF\)](#)  
[School Coordinator Handbook NT- \(703 KB, PDF\)](#)

#### How do I submit My School's List of Students?


All files must be received by 12/31/2012

If you need help accessing this website, please contact the PISA Help Desk at 1-888-638-2597 or [PISAHELP@westat.com](mailto:PISAHELP@westat.com) Monday through Friday between 8 a.m. and 5:30 p.m. ET



## Exhibit C - 7. Screenshots from the PISA School Website - Continued

### MyPISAUSA – Prepare for Assessment



**MyPISAUSA - Program for International Student Assessment (PISA)**

Welcome: [GILBERRY](#)  
[Change my Password](#)  
[Logout](#)

- [Home](#)
- What You Need To Do**
  - [Provide School Information](#)
  - [Submit Student List](#)
  - [Prepare for Assessment](#)**
  - [Assessment Day](#)
  - [After the Assessment](#)
- What You Need To Know**
  - [Documents](#)
  - [Important Websites](#)
    - [Summer Conference for PISA 2012 Schools](#)
- Who You Need To Know**
  - [Contact Us](#)

#### Prepare for Assessment

To ensure a successful administration of PISA, it is important to make sure everyone involved in the assessment is informed and prepared. The tasks below will help you effectively prepare for PISA.

Informing your school's administration and staff:

- Include PISA on the annual school calendar to avoid scheduling conflicts.
- Discuss the importance of PISA with your principal.
- Inform teachers about PISA and why it is important to encourage selected students to do their best.

Enlisting teacher support:

- Share informational materials from PISA at a faculty meeting.
- Place copies of these materials in your faculty lounge.
- Inform teachers that [classroom PISA test items and responses](#) are available on the web.

Motivating selected students to participate:

- Notify students of their selection to participate and stress that their participation is important.
- Emphasize to students that each of them will represent hundreds of students across the nation, so it is vital that they participate and do their best.
- Meet with students before the assessment to show the PISA Student Presentation and let them know why PISA is important.
- Share with students the Frequently Asked Questions handout and invite them to the assessment using the PISA Invitations.

#### The Preassessment Visit

After students have been selected, your local PISA representative will contact you to set up a preassessment visit (PAV). This visit helps prepare schools for the assessment and ensures everything will go smoothly and efficiently.

Prior to the PAV:

- Download the list of selected students, called the Student Tracking Form, from the "Documents" section of this website.
- Review the Student Tracking Form to ensure all student demographic data are correct.
- Identify students who are withdrawn or ineligible.
- Identify students with disabilities (SD) and English language learners (ELL).
- Notify parents of selected students of their students' participation.
- Identify space for assessment sessions to take place.

During the PAV:

- Confirm missing or corrected student demographic data.
- Confirm students that have withdrawn or are ineligible.
- Review the SD and ELL status of students.
- Discuss students who may not be able to participate.
- Provide the School Questionnaire for the school principal to complete prior to assessment day.
- Preview the testing location(s).

If previously scheduled, the PISA representative will also plan to meet with selected students to show the PISA Student Presentation and answer any questions they may have about the assessment.

#### Including Students with Disabilities and English Language Learners

The goal of PISA is to include as many students with disabilities (SD) and English language learners (ELL) as possible. PISA does allow some common accommodations.

School-supplied accommodations:

- Bilingual lookup/dictionary (no definitions)
- Lighting or magnification devices
- Straightedge, overlay, or template
- Special writing tool or pencil grip
- Study carrel
- Preferential seating
- Directions read aloud in English
- Directions read aloud in Sign Language
- Cueing to stay on task
- Student marks in test booklet (including highlighting)
- Student records answers in test booklet
- Adaptive/special furniture
- Large screen calculator
- Auditory amplification
- calculator (all students receive a calculator for use on PISA)


Small group or one-on-one accommodation:

PISA will allow students that require small group or one-on-one testing to be assessed in a separate session. However, neither read aloud nor extended time will be offered.

If you need help accessing this website, please contact the PISA Help Desk at 1-888-638-2597 or [PISAHELP@pisaat.com](mailto:PISAHELP@pisaat.com) Monday through Friday between 8 a.m. and 5:30 p.m. ET

## Exhibit C - 7. Screenshots from the PISA School Website - Continued

### MyPISAUSA – Assessment Day



**MyPISAUSA - Program for International Student Assessment (PISA)**

Welcome: [GMURRAY](#)  
[Change my Password](#)  
[Logout](#)

---

[Home](#)

**What You Need To Do**

- [Provide School Information](#)
- [Submit Student List](#)
- [Prepare for Assessment](#)
- [Assessment Day](#)**
- [After the Assessment](#)

**What You Need To Know**

- [Documents](#)
- [Important Websites](#)
- [Summer Conference for PISA 2012 Schools](#)

**Who You Need To Know**

- [Contact Us](#)

---

### Assessment Day

On assessment day, the PISA team will:

- Arrive at the school at least 1 hour before the assessment to set up and prepare.
- Meet with you regarding absent students.
- Collect a dated copy of the parent notification letter along with the completed School Questionnaire.
- Administer the assessment.
- Conduct a short debriefing interview.

As discussed during the preassessment visit, you will need to ensure that parents, teachers, and students have been notified of the assessment. Your assistance is also important in order to ensure that students attend the session(s). During the assessment, administrators, teachers, and other school staff are invited to observe PISA sessions.


Following the assessment, the PISA representative will meet with you briefly to conduct a debriefing interview. There will also be some paperwork to finalize, which includes preparing copies of important documents to be left at the school.

As part of PISA's pledge of confidentiality, before departing, the PISA team will leave all student names and identifying information at the school in the PISA Storage Envelope.

---

If you need help accessing this website, please contact the PISA Help Desk at 1-888-638-2597 or [PISAHELP@westat.com](mailto:PISAHELP@westat.com) Monday through Friday between 8 a.m. and 5:30 p.m. ET

**MyPISAUSA – After the Assessment**

 **MyPISAUSA - Program for International Student Assessment (PISA)** Welcome: [GMURRAY](#)  
[Change my Password](#)  
[Logout](#)

---

[Home](#)

**What You Need To Do**

- [Provide School Information](#)
- [Submit Student List](#)
- [Prepare for Assessment](#)
- [Assessment Day](#)
- [After the Assessment](#)**

**What You Need To Know**

- [Documents](#)
- [Important Websites](#)
- [Summer Conference for PISA 2012 Schools](#)

**Who You Need To Know**

- [Contact Us](#)

---

### After Assessment Day

On behalf of PISA, we would like to extend a special thanks to the staff and students at your school. Your participation and support have made this data collection a success!

Your school should keep the contents of the PISA Storage Envelope until the date specified on the label, at which point they should be destroyed. The best way to destroy any sensitive PISA materials is to shred them.

### PISA Scoring and Reporting

PISA scores the assessment data and links it to background information collected from the student and school questionnaires to provide a more complete picture of what our students know and can do at age 15. PISA results include:

- average scale scores for each subject area for all participating countries, including the U.S. and the OECD countries on average;
- percentages of students reaching PISA proficiency levels for all participating countries, including the U.S. and the OECD countries on average;
- trends in U.S. performance over time for each subject area;
- school characteristics for populations of students; and
- academic achievement of groups within those populations (e.g., male students or Hispanic students).

PISA 2012 results will be released to the public December 2013. PISA reports results for the nation. It does not provide individual scores for the students or schools assessed.

### School Reports

Schools that participate in PISA and meet certain participation thresholds will have the opportunity to receive a school report that allows them to benchmark their performance to that of other participating schools in the United States as well as around the world.

### Exploring Educational Policy Issues

NCES grants members of the educational research community permission to use PISA data. To explore and analyze PISA data, including the just-released PISA 2009 data, visit the [International Data Explorer](#).


PISA reports are widely disseminated. For a look at these reports, including the PISA 2009 released reports, visit the NCES website at <http://nces.ed.gov/surveys/pisa/>.

---

If you need help accessing this website, please contact the PISA Help Desk at 1-888-638-2597 or [PISAHHELP@westat.com](mailto:PISAHHELP@westat.com)  
Monday through Friday between 8 a.m. and 5:30 p.m. ET

**Exhibit C - 7. Screenshots from the PISA School Website - Continued**

**MyPISAUSA – Documents**



**MyPISAUSA - Program for International Student Assessment (PISA)**

Welcome: [GMURRAY](#)  
[Change my Password](#)  
[Logout](#)

---

[Home](#)

**What You Need To Do**

[Provide School Information](#)

[Submit Student List](#)

[Prepare for Assessment](#)

[Assessment Day](#)

[After the Assessment](#)

**What You Need To Know**

[Documents](#)

[Important Websites](#)

[Summer Conference for PISA 2012 Schools](#)

**Who You Need To Know**

[Contact Us](#)

**Documents**

Download your school's Student Tracking here:  
*Your Student Tracking Form is currently not available.*

More information about the PISA 2012 program can be found in the documents below.

Document Category:

Category	File	Description
Prepare For Assessment	<a href="#">2009 Reading Mathematics and Science Frameworks</a> (5389 KB)	
Prepare For Assessment	<a href="#">Achieve International</a> (4826 KB)	
Prepare For Assessment	<a href="#">Assessment Items</a> (479 KB)	
Prepare For Assessment	<a href="#">Facts for Parents</a> (43 KB)	
Prepare For Assessment	<a href="#">Facts for Parents (Spanish)</a> (38 KB)	
Prepare For Assessment	<a href="#">Introduction to PISA</a> (1198 KB)	
Prepare For Assessment	<a href="#">Jack Buckley Remarks</a> (27 KB)	
Prepare For Assessment	<a href="#">John Easton</a> (35 KB)	
Prepare For Assessment	<a href="#">Panel Presentation - Domenech</a> (1391 KB)	
Prepare For Assessment	<a href="#">Parent/Guardian Letter (English)</a> (36 KB)	
Prepare For Assessment	<a href="#">Parent/Guardian Letter (Spanish)</a> (32 KB)	
Prepare For Assessment	<a href="#">PISA 2009 School Level Results</a> (685 KB)	
Prepare For Assessment	<a href="#">PISA 2012 Student Presentation - Presenter Script</a> (1802 KB)	
Prepare For Assessment	<a href="#">PISA 2012 Student Presentation - Slide Show</a> (3993 KB)	
Prepare For Assessment	<a href="#">PISA 2012 Summer Conference Agenda</a> (241 KB)	

1 2 3

If you need help accessing this website, please contact the PISA Help Desk at 1-888-638-2597 or [PISAHELP@westat.com](mailto:PISAHELP@westat.com)  
 Monday through Friday between 8 a.m. and 5:30 p.m. ET

## Exhibit C - 7. Screenshots from the PISA School Website - Continued

### MyPISAUSA – Important Websites

The screenshot displays the MyPISAUSA website interface. At the top left is the PISA USA logo. The main header reads "MyPISAUSA - Program for International Student Assessment (PISA)". On the top right, it says "Welcome: GMURRAY" with links for "Change my Password" and "Logout". A blue navigation bar is present below the header. On the left side, there is a vertical menu with categories: "Home", "What You Need To Do" (with sub-links: "Provide School Information", "Submit Student List", "Prepare for Assessment", "Assessment Day", "After the Assessment"), "What You Need To Know" (with sub-links: "Documents", "Important Websites", "Summer Conference for PISA 2012 Schools"), and "Who You Need To Know" (with sub-link: "Contact Us"). The "Important Websites" link is highlighted with a red rectangular box. The main content area on the right is titled "Important Websites" and contains the following text and links: "More information about PISA, including past reports and example PISA items, can be found on the web by clicking on any of the links below." followed by a list of links: "Information for Participants", "Information about PISA in the United States from the U.S. Department of Education", "Information about PISA from the Organization for Economic Cooperation and Development", "PISA 2012 Frameworks", "PISA 2009 Frameworks", "Sample Assessment Questions", "PISA School and Student Questionnaires", "How PISA Differs from Other National and International Assessments", "PISA International Reports", and "PISA 2009 U.S. Report". At the bottom of the page, there is a footer with contact information: "If you need help accessing this website, please contact the PISA Help Desk at 1-888-638-2597 or PISAHELP@westat.com Monday through Friday between 8 a.m. and 5:30 p.m. ET".

**Exhibit C - 7. Screenshots from the PISA School Website - Continued**

**MyPISAUSA – Summer Conference**

**MyPISAUSA - Program for International Student Assessment (PISA)**

Welcome: [GIMURRAY](#)  
[Change my Password](#)  
[Logout](#)

[Home](#)

**What You Need To Do**

- [Provide School Information](#)
- [Submit Student List](#)
- [Prepare for Assessment](#)
- [Assessment Day](#)
- [After the Assessment](#)

**What You Need To Know**

- [Documents](#)
- [Important Websites](#)
- [Summer Conference for PISA 2012 Schools](#)

**Who You Need To Know**

- [Contact Us](#)

**Summer Conference for PISA 2012 Schools: Understanding Student Achievement in a Global Context**

Summer Conference for PISA 2012 Schools  
Day 1- June 21, 2012

**Jack Buckley**  
Commissioner  
National Center for Education Statistics

Dr. Jack Buckley, Commissioner, National Center for Education Statistics (NCES)  
[Welcome Remarks \(6:21\)](#)  
Q & A

*School A*  
**PISA 2012 Results**

---



## *School A* **PISA 2012 Results**

---



### **Understanding Your PISA 2012 Results**

- PISA focuses on skills that 15-year-olds have acquired both inside and outside of the classroom, not only assessing what students know, but also how well they are able to reflect on and apply their knowledge to real-life situations. In this sense, PISA emphasizes students' literacy in mathematics, science, and reading rather than students' performance on specific tasks taught in a school curriculum.
- PISA is coordinated by the Organization for Economic Cooperation and Development (OECD), an intergovernmental organization of 34 highly industrialized countries in which the United States participates with its closest economic peers and competitors. The OECD average is the average of the scores from these 34 countries.
- All comparisons reported are based on statistical analyses. Your school's average performance is reported as higher or lower than the average score of a given comparison group if there is a 95 percent level of confidence that this is the case. Otherwise, your school's average performance is reported as not different than the average score of the comparison group.
- Log in to the secure site <https://surveys.nces.ed.gov/USPisaSchoolResults/login/> to explore additional results related to your school's performance in 2012.
- You are welcome to share your results if you wish. The National Center for Education Statistics (NCES), which was responsible for the administration of PISA in the United States, will continue to maintain the confidentiality of your school's and students' results and participation.
- More information about PISA and sample test questions can be found on the NCES website at <http://nces.ed.gov/surveys/pisa/>





# PISA 2012 Results: Overall

## How your school's average scores compare with:

Country / Group	Mathematics Literacy				Science Literacy	Reading Literacy	Computer-based Reading Literacy	Computer-based Mathematics Literacy
	Overall	Formulating	Employing	Interpreting				
United States	▼	▲	▼	○	▲	○	▼	▲
OECD average	▲	▼	○	▲	▼	▼	○	▲

NOTE: PISA results for your school are based on the performance of the sample of 15-year-old students who took the PISA assessment in the fall of 2012.

SOURCE: Organization for Economic Cooperation and Development (OECD), Program for International Student Assessment (PISA) 2012.

How your school's average scores compare with the comparison group:	
Your school's average score is higher	▲
Your school's average score is not measurably different	○
Your school's average score is lower	▼
Not applicable / Category does not exist	†



# PISA 2012 Results: Schools like Yours

## How your school's average scores compare with:

Country / Group	Mathematics Literacy				Science Literacy	Reading Literacy	Computer-based Reading Literacy	Computer-based Mathematics Literacy
	Overall	Formulating	Employing	Interpreting				
Private Schools	▲	○	▼	○	○	○	○	▼
All schools with 500 to 999 students	○	▲	▼	▲	○	○	○	○
All schools with 60% or more students whose first language is not the test language	○	▲	▼	▲	▲	▼	▼	○
All schools located in a town*	▲	○	▼	▼	○	▲	▲	▼

NOTE: PISA results for your school are based on the performance of the sample of 15-year-old students who took the PISA assessment in the fall of 2012.

SOURCE: Organization for Economic Cooperation and Development (OECD), Program for International Student Assessment (PISA) 2012.

How your school's average scores compare with the comparison group:	
Your school's average score is higher	▲
Your school's average score is not measurably different	○
Your school's average score is lower	▼
Not applicable / Category does not exist	†

\* Town - A school is assigned a community type using the National Center for Education Statistics' "urban-centric" classification system. This classification system is based on the schools' actual addresses and their corresponding coordinates of latitude and longitude. A town is a territory inside an urban cluster. Towns are further distinguished by their distance from an urbanized area -fringe, distant, or remote. For more information, see [http://nces.ed.gov/programs/handbook/data/pdf/appendix\\_d.pdf](http://nces.ed.gov/programs/handbook/data/pdf/appendix_d.pdf).

# PISA 2012 Results: Comparisons around the world



Your school's average Mathematics literacy score is:

Higher than the average score in:	Not measurably different than the average score in:	Lower than the average score in:
Albania Belgium Colombia Costa Rica Denmark Estonia Finland France Hungary Japan Jordan Russian Federation Serbia, Republic of Slovenia Spain Sweden Switzerland Tunisia United Arab Emirates Uruguay	Australia Austria Bulgaria Chinese Taipei Czech Republic Germany Ireland Israel Korea, Republic of Lithuania Macao-China Malaysia Montenegro, Republic of Netherlands New Zealand Norway Portugal Shanghai-China Singapore Slovak Republic Thailand United States Vietnam	Argentina Brazil Canada Chile Croatia Georgia Greece Hong Kong-China Iceland Indonesia Italy Kazakhstan Latvia Liechtenstein Luxembourg Mexico OECD average Peru Poland Qatar Romania Turkey United Kingdom

SOURCE: Organization for Economic Cooperation and Development (OECD), Program for International Student Assessment (PISA) 2012.

# PISA 2012 Results: Comparisons around the world



Your school's average Science literacy score is:

Higher than the average score in:	Not measurably different than the average score in:	Lower than the average score in:
Albania Australia Belgium Bulgaria Canada Colombia Hungary Indonesia Ireland Israel Jordan Latvia Luxembourg Mexico Montenegro, Republic of Peru Poland Singapore Tunisia United Kingdom	Argentina Czech Republic Estonia Finland Georgia Hong Kong-China Japan Korea, Republic of Liechtenstein Lithuania Malaysia Netherlands New Zealand Norway OECD average Portugal Qatar Romania Russian Federation Serbia, Republic of Shanghai-China Thailand Uruguay Vietnam	Austria Brazil Chile Chinese Taipei Costa Rica Croatia Denmark France Germany Greece Iceland Italy Kazakhstan Macao-China Slovak Republic Slovenia Spain Sweden Switzerland Turkey United Arab Emirates United States

SOURCE: Organization for Economic Cooperation and Development (OECD), Program for International Student Assessment (PISA) 2012.

# PISA 2012 Results: Comparisons around the world



Your school's average Reading literacy score is:

Higher than the average score in:	Not measurably different than the average score in:	Lower than the average score in:
Albania Argentina Australia Austria Chinese Taipei Colombia Croatia Czech Republic Estonia Indonesia Israel Italy Japan Korea, Republic of Latvia Luxembourg Macao-China Malaysia Montenegro, Republic of New Zealand Norway Poland Portugal Romania Serbia, Republic of Slovenia Tunisia United States	Costa Rica Denmark Finland France Georgia Germany Greece Hungary Kazakhstan Liechtenstein Mexico OECD average Peru Russian Federation Singapore Spain Sweden Thailand United Kingdom Uruguay Vietnam	Belgium Brazil Bulgaria Canada Chile Hong Kong-China Iceland Ireland Jordan Lithuania Netherlands Qatar Shanghai-China Slovak Republic Switzerland Turkey United Arab Emirates

SOURCE: Organization for Economic Cooperation and Development (OECD), Program for International Student Assessment (PISA) 2012.