

COUNTY										7 1				FARM WORKER ID	
[FOR OFFICE USE ONLY]															

NATIONAL AGRICULTURAL WORKERS SURVEY - 2011 ("NAWS")

CS2 DATE: / /

CS5 CROP:

CS6 TASK:

LANGUAGE DURING INTERVIEW: _____

[FOR OFFICE USE ONLY]

CROP CODE

TASK CODE

GN: ID:

<p>GN REFERRED TO:</p> <p><input type="checkbox"/> "CONTRACTOR"? </p> <p><input type="checkbox"/> OTHER GROWER? </p> <p><input type="checkbox"/> OTHER?: _____ </p>	<p>IF GN REFERRED TO CONTRACTOR, GROWER OR OTHER, WRITE INFORMATION)</p> <p>NAME : _____</p> <p>ADDRESS: _____</p> <p>TELEPHONE: _____</p> <p>(_____) _____ - _____</p>
--	---

WORKER IS ACTUALLY EMPLOYED BY?: 1 GROWER 2 CONTRACTOR

TYPE OF WORK?: 1 FIELD WORK 2 NURSERY 3 PACKING HOUSE 7 OTHER: _____

FARM WORKER'S NAME:

LOCAL ADDRESS:

TELEPHONE:

INTERVIEWER'S NAME: **CS9 INTERVIEWER'S ID:**

CP5 TIME BEGAN: : AM PM **CP6 TIME ENDED:** : AM PM

Persons are not required to respond to this collection of information unless it displays a currently valid OMB control number for this collection of information, which is voluntary, is estimated to average 1 hour (or 60 minutes) per response, including the time for reviewing instructions, searching existing data sources, gathering and maintaining the data needed, and completing and reviewing the collection of information. Send comments regarding this burden estimate to the Office of Policy, Development and Evaluation, ETA, Department of Labor, Room N5641, 200 Constitution Avenue, N.W., Washington, D.C. 20210.

HOUSEHOLD GRID

										County		Farmworker ID			
A1	*A2	A3	A5	A6	**A7	A9	**A10	A8	A4	***A31	A32-33	A34-35	A11	A12	A13
NAME	RELATION	SEX	MARITAL STATUS	BIRTH DATE MM/YY	COUNTRY OF BIRTH [CODE]	HIGHEST GRADE LEVEL [FOR MINORS INCLUDE PRE-SCHOOL ("PS") AND KINDER ("K")]	COUNTRY SCHOOL [CODE]	MONTH AND YEAR FIRST ENTERED U.S.?	[ASK ALL IN A1]: DOES S/HE LIVE WITH YOU NOW? IF NOT, WHERE? [STATE/COUNTRY]	IF NOT HERE, WHY NOT? <u>C</u> <u>O</u> <u>D</u> <u>E</u>	LAST 12 MONTHS, HAVE YOU TRAVELED TO DO FW (OR DONE FW IN OTHER CITY)? IF YES, [NAME] TRAVELED OR JOINED WITH YOU?	PRIOR 12 MONTHS TO (A3-33), HAD YOU TRAVELED TO DO FW (OR DONE FW IN OTHER CITY)? IF YES, [NAME] TRAVELED OR JOINED WITH YOU?	ANY U.S. SCHOOL LAST 12 MONTHS?	ANY U.S. WORK NOW?	ANY U.S. FW LAST 12 MONTHS?
A. (FARMWORKER)		M	S	/				/			Y	Y	Y		
		F	M	/				/	Y		N	N	N		
B.		M	S	/				/	N		Y	Y	Y	FW	Y
		F	M	/				/	N		N	N	N	NF	N
C.		M	S	/				/	Y		Y	Y	Y	FW	Y
		F	M	/				/	N		N	N	N	NF	N
D.		M	S	/				/	Y		Y	Y	Y	FW	Y
		F	M	/				/	N		N	N	N	NF	N
E.		M	S	/				/	Y		Y	Y	Y	FW	Y
		F	M	/				/	N		N	N	N	NF	N
F.		M	S	/				/	Y		Y	Y	Y	FW	Y
		F	M	/				/	N		N	N	N	NF	N
G.		M	S	/				/	Y		Y	Y	Y	FW	Y
		F	M	/				/	N		N	N	N	NF	N
*CODES FOR A2 (RELATIONSHIP):					** CODES FOR A7 AND A10 (COUNTRIES AND REGIONS):					***CODES FOR A31					
1 = SPOUSE/Common Law Spouse 2 = Own Child, Dependent or Adopted 3 = Sibling 4 = Parent 5 = Grandchild 6 = Other Relative (Cousins, Uncles, etc.) 7 = Other: _____					1= U.S.A. 2= Puerto Rico 3= Mexico 4= Central America 5= South America 6= Caribbean 7= Southeast Asia (Indonesia, Cambodia, Vietnam, Laos, Thailand) 8= Pacific Islands (The Philippines, Guam, Fiji, etc.) 9= Asia (China, Japan, Korea, etc.) 97= Other: _____ 99= Not Answered					1 = No child care in this location 2 = No housing in this location 3 = Child in school, affected if moved 7= Other: _____					

HOUSEHOLD GRID

71

										County			Farmworker ID		
A1	*A2	A3	A5	A6	**A7	A9	**A10	A8	A4	***A31	A32-33	A34-35	A11	A12	A13
NAME	RELATION	SEX	MARITAL STATUS	BIRTH DATE MM/YY	COUNTRY OF BIRTH [CODE]	HIGHEST GRADE LEVEL [FOR MINORS INCLUDE PRE-SCHOOL ("PS") AND KINDER ("K")]	COUNTRY SCHOOL [CODE]	MONTH AND YEAR FIRST ENTERED U.S.?	[ASK ALL IN A1]: DOES S/HE LIVE WITH YOU NOW? IF NOT, WHERE? [STATE/COUNTRY]	IF NOT HERE, WHY NOT? CODE	LAST 12 MONTHS, FOR FW, [NAME] TRAVELED OR JOINED WITH YOU?	PRIOR 12 MONTHS TO (A32-32), FOR FW, [NAME] TRAVELED OR JOINED WITH YOU?	ANY U.S. SCHOOL LAST 12 MONTHS?	ANY U.S. WORK NOW?	ANY U.S. FW LAST 12 MONTHS?
H.		M	S	/				/	Y		Y	Y	Y	FW	Y
		F	M						N		N	N	N	NF	N
I.		M	S	/				/	Y		Y	Y	Y	FW	Y
		F	M						N		N	N	N	NF	N
J.		M	S	/				/	Y		Y	Y	Y	FW	Y
		F	M						N		N	N	N	NF	N
K.		M	S	/				/	Y		Y	Y	Y	FW	Y
		F	M						N		N	N	N	NF	N
L.		M	S	/				/	Y		Y	Y	Y	FW	Y
		F	M						N		N	N	N	NF	N
M.		M	S	/				/	Y		Y	Y	Y	FW	Y
		F	M						N		N	N	N	NF	N
N.		M	S	/				/	Y		Y	Y	Y	FW	Y
		F	M						N		N	N	N	NF	N
O.		M	S	/				/	Y		Y	Y	Y	FW	Y
		F	M						N		N	N	N	NF	N

<p>*CODES FOR A2 (RELATIONSHIP):</p> <p>1 = SPOUSE/Common Law Spouse 2 = Own Child, Dependent or Adopted 3 = Sibling 4 = Parent 5 = Grandchild 6 = Other Relative (Cousins, Uncles, etc.) 7 = Other: _____</p>	<p>** CODES FOR A7 AND A10 (COUNTRIES AND REGIONS):</p> <p>1= U.S.A. 2= PUERTO RICO 3= MEXICO 4= CENTRAL AMERICA 5= SOUTH AMERICA 6= CARIBBEAN 7= SOUTHEAST ASIA (INDONESIA, CAMBODIA, VIETNAM, LAOS, THAILAND) 8= PACIFIC ISLANDS (THE PHILIPPINES, GUAM, FIJI, ETC.) 9= ASIA (CHINA, JAPAN, KOREA, ETC.) 97= OTHER: _____ 99= NOT ANSWERED</p>	<p>***CODES FOR A31</p> <p>1 = NO CHILD CARE IN THIS LOCATION 2 = NO HOUSING IN THIS LOCATION 3 = CHILD IN SCHOOL, AFFECTED IF MOVED 7= OTHER: _____</p>
---	---	--

[ASK ONLY TO RESPONDENTS WHO - IN FAMILY GRID- HAVE CHILDREN UNDER 6 YEARS OLD WHO HAVE BEEN OR ARE CURRENTLY IN THE U.S.A.]

Now I'd like to ask you some questions about child care. There are many places and persons that take care of children while parents work. Parents use childcare or a neighbor's home; other times the kids stay at home with their mother, siblings or other relatives...

HS1. ...Now that you're working here in [NAME OF LOCALITY], how have you arranged for your child (-dren) to be taken care of **while you work (FW)?** Please tell me all the types of child care arrangements you have used **[IF ONLY ONE RESPONSE, PROBE FOR MORE. CHECK ALL THAT APPLY]**

- a. MSHS
- b. Spouse
- c. Child(-ren)'s older sibling(s).Age(s)?: ____ ____ ____
- d. Other relatives (not spouse or child(-dren)'s older siblings)
- e. Out of home (DAYCARE / CENTER / BABYSITTER)
- f. Friends / Neighbors
- g. Take them to the field (FW)
- z. Other (specify): _____

HS2. [IF MORE THAN ONE ANSWER IN HS1, ASK]: Which one do you use most often during an average work week (FW)? **[ENTER LETTER CODE IN HS1]:**

HS3. [ASK ALL] Why do you use this type (the most) while doing FW? [CHECK ALL THAT APPLY]

- a. Trust
- b. Flexible / Convenient hours
- c. Convenient location
- d. Culturally compatible (same language, food, staff, etc.)
- e. Prepares child for school (e.g., English)
- f. Don't know (e.g., spouse decides)
- z. Other (specify): _____

[IF MSHS ("a") WAS NOT MENTIONED IN "HS1", ASK HS4]: ...

HS4. ...Have you ever heard of MSHS?

- 0 NO **[EXPLAIN MSHS. MENTION LOCAL MSHS NAMES, IF STILL "NO," SKIP TO "A15" NEXT SECTION]**
- 1 YES

HS5. Has/Have your child(-dren) ever used MSHS? (When?)

- 0 NO **[ASK ONLY "HS6"]**
- 1 YES. NOW, IN THIS LOCATION **[SKIP TO "HS7"]**
- 2 YES. NOT NOW, BUT WITHIN THE LAST 12 MONTHS. **[ASK HS6 AND HS7]**
- 3 YES. BUT, MORE THAN 12 MONTHS **[ASK ONLY "HS6"]**

HS6. Why aren't you (or your spouse) using MSHS at this location? [CHECK ALL THAT APPLY]

- a. Prefer own child care arrangements
- b. No MSHS in this area
- c. MSHS not open entire season (FOR FW)
- d. Inconvenient hours
- e. MSHS full (applied, but no openings)
- f. Applied, but did not qualify
- g. Does not serve infants / older children
- h. Do not like it. Specify: _____
- i. Do not qualify. (Specify) Why?: _____
- z. Other (specify): _____

HS7. [ASK QUESTIONS IN REFERENCE TO CHILDREN WHO USE/ USED MSHS IN THE LAST 12 MONTHS]

a	b	c	d	e	f
CHILD(-REN) WHO USE/USED MSHS [ENTER NAMES]	DATE LAST USED MSHS? (MONTH/YEAR)	LOCATION (CITY/STATE)?	NAME OF CENTER?	HOW DID YOU LEARN ABOUT MSHS? [ENTER CODE]	[INTERVIEWER: CHECK IF CENTER IN "d" is in MSHS LIST]
1	START: _____ / _____ END: _____ / _____	CITY: _____ STATE: _____			<input type="checkbox"/> 0 NO <input type="checkbox"/> 1 YES
2	START: _____ / _____ END: _____ / _____	CITY: _____ STATE: _____			<input type="checkbox"/> 0 NO <input type="checkbox"/> 1 YES

CODES FOR "e":

- | | |
|---|--|
| 1 = PREVIOUS MSHS REFERRED US | 4 = SAW A FLYER WITH MSHS INFORMATION |
| 2 = RECRUITER FROM MSHS CONTACTED US | 5 = A RELATIVE/FRIEND TOLD US ABOUT IT |
| 3 = SOCIAL WORKER (AGENCY, CLINIC, ETC.) REFERRED ME (SPOUSE) | 6 = OTHER: _____ |

[THE FOLLOWING QUESTIONS REFER TO OTHER INDIVIDUALS WHO LIVE WITH THE WORKER AND WERE NOT MENTIONED IN THE "HOUSEHOLD GRID"]

A15 Other than those you have already mentioned, how many people live with you now?

TOTAL

Out of those (TOTAL IN "A15"),how many are: ...	A20 ... your relatives?	A16 ... doing FW?	A17 How many are doing NF?	A18 How many NW?
a. ...ADULTS? (18 YEARS OR OLDER)?	<input type="text"/> <input type="text"/>	<input type="text"/> <input type="text"/>	<input type="text"/> <input type="text"/>	<input type="text"/> <input type="text"/>
b. ...CHILDREN? (17 YEARS OR YOUNGER)?	<input type="text"/> <input type="text"/>	<input type="text"/> <input type="text"/>	<input type="text"/> <input type="text"/>	<input type="text"/> <input type="text"/>
c. ...DO NOT KNOW AGE?	<input type="text"/> <input type="text"/>	<input type="text"/> <input type="text"/>	<input type="text"/> <input type="text"/>	<input type="text"/> <input type="text"/>

**INSURANCE QUESTIONS ABOUT RESPONDENT AND HIS/HER FAMILY
(INDIVIDUALS IN THE "HOUSEHOLD GRID") [DESCRIBE/EXPLAIN "HEALTH INSURANCE"]**

A21		A23
In the U.S.A.,... Who has Health (Medical) Insurance in your family? ... How about... ↓ [ONLY FOR CHILDREN: IF YES, ASK HOW MANY OF THE CHILDREN UNDER AND OVER 18 YRS. OLD HAVE INSURANCE. MATCH TOTAL NUMBER WITH FAMILY GRID]		Who pays for it? [USE CODES. MARK ALL THAT APPLY]
a. ...you (farm worker)?	<input type="checkbox"/> 0 NO	<input type="checkbox"/> 1 <input type="checkbox"/> 2 <input type="checkbox"/> 3 <input type="checkbox"/> 4
	<input type="checkbox"/> 1 YES →	<input type="checkbox"/> 5 <input type="checkbox"/> 6: <input type="text"/>
	<input type="checkbox"/> 7 DON'T KNOW	
b. ...your spouse?	<input type="checkbox"/> 0 NO	<input type="checkbox"/> 1 <input type="checkbox"/> 2 <input type="checkbox"/> 3 <input type="checkbox"/> 4
	<input type="checkbox"/> 1 YES →	<input type="checkbox"/> 5 <input type="checkbox"/> 6: <input type="text"/>
	<input type="checkbox"/> 7 DON'T KNOW	
c. ...your children?	A21c2	
	<input type="checkbox"/> 0 NO	A24
	<input type="checkbox"/> 1 YES, ALL HAVE IT [ASK A23]	(a) How many under 18 yrs?: <input type="text"/> <input type="text"/>
	<input type="checkbox"/> 2 YES, ONLY SOME HAVE IT →	(b) How many over 18 yrs?: <input type="text"/> <input type="text"/>
	<input type="checkbox"/> 7 DON'T KNOW	<input type="checkbox"/> 1 <input type="checkbox"/> 2 <input type="checkbox"/> 3 <input type="checkbox"/> 4
		<input type="checkbox"/> 5 <input type="checkbox"/> 6: <input type="text"/>

CODES FOR "A23" (WHO PAYS?):

1= I PAY

3= MY EMPLOYER

5= GOVERNMENT

2= MY SPOUSE

4= MY SPOUSE'S EMPLOYER

6= OTHER:

B4 In the last 2 years [LAST 24 MONTHS], has anyone in your household (from "Family Grid")- **excluding yourself** - participated in, attended or received any training, **special** classes or schools in the U.S.? [READ CHOICES. **CHECK ALL THAT APPLY**]: ...

- a. ...Adult Education such as English/ ESL/Adult Basic Education/ Citizenship?
- d. ...Job training?:
- f. ...GED (High School Equivalency)?
- j. ...Migrant Education?
- k. ...Head Start?
- l. ...Migrant Head Start?
- n. ...Other?:
- Don't know

G4 In the last 2 years [LAST 24 MONTHS], have you or anyone in your household received benefits or used the services of any of the following social programs? [READ CHOICES. **CHECK ALL THAT APPLY**]: ...

- p. ...(TANF) Temporary assistance for needy families?
- b. ...Food stamps?
- c. ...Disability insurance?
- d. ...Unemployment insurance?
- e. ...Social Security?
- f. ...Veteran's pay?
- g. ...General assistance/welfare?
- h. ...Low income housing?
- i. ...Public Health Clinic?
- j. ...Medicaid?
- k. ...WIC?
- l. ...Disaster Relief?
- m. ...Legal Services?
- n. ...Other?:
- Don't know

G6 Do you own or are you buying any of the following items in the U.S.? [READ CHOICES. **CHECK ALL THAT APPLY**]: ...

- a. ...a plot of land?
- b. ...a house?
- c. ...a mobile home?
- d. ...a car/truck?
- e. ...a business?
- f. ...other?:
- None

G7 [ONLY FOR THOSE BORN OUTSIDE THE U.S.A.] ...And in your home country, do you own or are you buying any of the following items? [READ CHOICES. **CHECK ALL THAT APPLY**]: ...

- a. ...a plot of land?
- b. ...a house?
- c. ...a mobile home?
- d. ...a car/truck?
- e. ...a business?
- f. ...other?:
- None

B1 Which of the following describes you? [READ CHOICES. **CHECK ONLY ONE**]: ...

- 1 ...MEXICAN-AMERICAN?
- 2 ...MEXICAN?
- 3 ...CHICANO?
- 5 ...PUERTO RICAN?
- 4 ...OTHER HISPANIC?:
- 7 ...NOT HISPANIC OR LATINO?

B2 Which of the following do you consider yourself? [READ CHOICES EXCEPT "OTHER." **MARK ONE OR MORE RESPONSE**]: ...

- 1 ...White?
- 2 ...Black or African American?
- 4 ...American Indian/Alaska Native?
- 5 ...Asian?
- 6 ...Native Hawaiian or Pacific Islander?
- 7 ...Other?:

B3 Have you ever participated in, attended or received any job training or attended any of the following special classes or school in the U.S.? [READ CHOICES. **CHECK ALL THAT APPLY**]: ...

- d. ...Job training?:
- a. ...English/ESL?
- b. ...Citizenship?
- c. ...Literacy?
- e. ...GED, High School Equivalency?
- f. ...College or University?
- g. ...Adult Basic Education?
- h. ...Even Start?
- i. ...Migrant Education?
- j. ...Other?:
- None

[IF FOREIGN BORN, ASK];					
B18. Where were you born? In what...			B16. When you lived in your country, did you work in...	B17-18. Before coming to the USA, you lived in what...	
(d) ...STATE?: (DEPARTMENT)	(e) ...MUNICIPALITY (EQUIVALENT)?:	(f) ...TOWN (OR CITY)?:	<input type="checkbox"/> 1 ...AGRICULTURE [FW]? <input type="checkbox"/> 2 ...NON-AGRICULTURE [NF]? <input type="checkbox"/> 3 ...PART FARM AND PART NON-FARM [FW AND NF]? <input type="checkbox"/> 5 ...NEVER WORKED? <input type="checkbox"/> 8 NOT APPLICABLE [ONLY FOR THOSE BORN IN THE U.S.]	(B17) ...COUNTRY?:	(B18) ...STATE (OR DEPARTMENT)?:

LANGUAGE SECTION						
B7 How well do you speak English? [READ CHOICES. MARK ONLY ONE RESPONSE]: ... <input type="checkbox"/> 1 ...Not at all? <input type="checkbox"/> 3 ...Somewhat? <input type="checkbox"/> 2 ...A little? <input type="checkbox"/> 4 ...Well?				B8 How well do you read English? [READ CHOICES. MARK ONLY ONE RESPONSE]: ... <input type="checkbox"/> 1 ...Not at all? <input type="checkbox"/> 3 ...Somewhat? <input type="checkbox"/> 2 ...A little? <input type="checkbox"/> 4 ...Well?		
B20		B21			B24	
When you were a child, in what languages did adults speak to you at home? [CHECK ALL THAT APPLY] ✓		And now, as an adult, what languages can you speak? [CHECK ALL THAT APPLY] ✓			In which language do you believe you are most dominant (comfortable) conversing? [CHECK ONE] ✓	
		[FOR EACH CHECKED ANSWER, ASK]:				
		B22 And now, how well do you speak it? [READ CHOICES. MARK ONLY ONE PER CHECK]:	B23 And now, how well do you read it? [READ CHOICES. MARK ONLY ONE PER CHECK]:			
a	ENGLISH	[Crossed out]				
b	SPANISH	<input type="checkbox"/> 2 ...A LITTLE? <input type="checkbox"/> 3 ...SOMEWHAT? <input type="checkbox"/> 4 ...WELL?	<input type="checkbox"/> 1 ...NOT AT ALL? <input type="checkbox"/> 2 ...A LITTLE? <input type="checkbox"/> 3 ...SOMEWHAT? <input type="checkbox"/> 4 ...WELL?			
c	CREOLE	<input type="checkbox"/> 2 ...A LITTLE? <input type="checkbox"/> 3 ...SOMEWHAT? <input type="checkbox"/> 4 ...WELL?	<input type="checkbox"/> 1 ...NOT AT ALL? <input type="checkbox"/> 2 ...A LITTLE? <input type="checkbox"/> 3 ...SOMEWHAT? <input type="checkbox"/> 4 ...WELL?			
d	MIXTEC	<input type="checkbox"/> 2 ...A LITTLE? <input type="checkbox"/> 3 ...SOMEWHAT? <input type="checkbox"/> 4 ...WELL?	<input type="checkbox"/> 1 ...NOT AT ALL? <input type="checkbox"/> 2 ...A LITTLE? <input type="checkbox"/> 3 ...SOMEWHAT? <input type="checkbox"/> 4 ...WELL?			
e	KANJOBAL	<input type="checkbox"/> 2 ...A LITTLE? <input type="checkbox"/> 3 ...SOMEWHAT? <input type="checkbox"/> 4 ...WELL?	<input type="checkbox"/> 1 ...NOT AT ALL? <input type="checkbox"/> 2 ...A LITTLE? <input type="checkbox"/> 3 ...SOMEWHAT? <input type="checkbox"/> 4 ...WELL?			
f	ZAPOTEC	<input type="checkbox"/> 2 ...A LITTLE? <input type="checkbox"/> 3 ...SOMEWHAT? <input type="checkbox"/> 4 ...WELL?	<input type="checkbox"/> 1 ...NOT AT ALL? <input type="checkbox"/> 2 ...A LITTLE? <input type="checkbox"/> 3 ...SOMEWHAT? <input type="checkbox"/> 4 ...WELL?			
z	OTHER:	<input type="checkbox"/> 2 ...A LITTLE? <input type="checkbox"/> 3 ...SOMEWHAT? <input type="checkbox"/> 4 ...WELL?	<input type="checkbox"/> 1 ...NOT AT ALL? <input type="checkbox"/> 2 ...A LITTLE? <input type="checkbox"/> 3 ...SOMEWHAT? <input type="checkbox"/> 4 ...WELL?			

B10 In what **month** and year did you first do any farm work in the U.S.? (First time **FW** in the U.S.) [ASK FOR MONTH AND YEAR]

/
 MONTH / YEAR

B11 Approximately how many years have you done **farmwork** in the U.S.? [COUNT ANY YEAR IN WHICH **15 DAYS OR MORE WERE WORKED**].

years

B12 Approximately how many years have you done **non-farmwork** in the U.S.? [COUNT ANY YEAR IN WHICH **15 DAYS OR MORE WERE WORKED**]

years

B13 When was the last time **your parents** did hired farm-work in the U.S.?

- 0 NEVER
- 1 NOW / **WITHIN LAST YEAR**
- 2 **ONE TO FIVE YEARS AGO**
- 3 **SIX TO TEN YEARS AGO**
- 4 **OVER 11 YEARS AGO**
- 7 DON'T KNOW

B26-27 ...And where were your **parents** born? ...In what...

...COUNTRY?:

(B26a) FATHER: (B27a) MOTHER?:

[ASK QUESTIONS BELOW ONLY FOR FOREIGN COUNTRY in "B26a" and "B27a"]: ...

...STATE (OR DEPARTMENT OR EQUIVALENTE)?:

(B26b) FATHER: (B27b) MOTHER?:

...MUNICIPALITY (OR DISTRICT OR EQUIVALENT)?:

(B26c) FATHER: (B27c) MOTHER?:

...TOWN (OR CITY) ?

(B26d) FATHER: (B27d) MOTHER?:

D33a While you are working for this grower/contractor, what type of payment arrangement do you have for your living quarters? [**IF PAYMENT IS ONLY FOR UTILITIES, CONSIDER IT FREE. DO NOT READ CHOICES. MARK ONLY ONE**]:

- 10 I (OR I AND MY FAMILY) RECEIVE **FREE HOUSING FROM MY EMPLOYER**. [SKIP TO **D34A**]
- 3 I **PAY** FOR HOUSING PROVIDED BY MY **EMPLOYER**. (I PAY DIRECTLY OR THROUGH WAGE DEDUCTION).
- 5 I **PAY** FOR HOUSING PROVIDED BY THE GOVERNMENT, A CHARITY, OR OTHER NON-WORK RELATED INSTITUTION.
- 11 **DO NOT PAY RENT**. (I OR FAMILY MEMBER **OWN THE HOUSE** OR LIVE FOR FREE WITH FRIENDS OR RELATIVES) [SKIP TO **D34A**]
- 12 I **RENT FROM NON-EMPLOYER** (RELATIVE OR NON-RELATIVE)
- 97 **OTHER**:

D50 At this location how much do **you** pay for housing (including housing for your family, if they live with you)?

1

per week \$

or

per month \$

or

per day \$

- 2 DON'T KNOW, TAKEN OUT OF MY PAYCHECK
- 3 DON'T KNOW/DON'T REMEMBER, BUT **NOT TAKEN OUT OF MY PAYCHECK**
- 7 **OTHER**:

D34a In what type of living quarters do you live now (housing structure at this location)? [READ CHOICES. MARK **ONLY ONE**]:

...Is it a (an)...

- 1 ...Mobile home?
- 2 ...Single-family home (detached)?
- 3 ...Duplex, triplex, etc. (attached, own parking space with direct access to home)?
- 4 ...Apartments (two or more in a building, shared parking spaces)?
- 5 ...Dormitory or barracks?
- 6 ...Campsite or tent?
- 7 ...Motel or hotel?
- 8 ...Without shelter, "homeless." (Includes "sleeping in a car")? [SKIP TO **D36a**]
- 97 ...Other:

D35 Where are your living quarters located? [READ CHOICES. MARK **ONLY ONE**]: ...

- 1 ...**Off farm** in property **not** owned or administered by your present employer?
- 2 ...**Off farm** in property owned or administered by your present employer?
- 3 ...**On farm** of the grower you currently work for?
- 7 ...Other?:

D54 How many of the following do you have in your current living quarters (dwelling)...

- a. ...Bedrooms?:
- b. ...Bathrooms?:
- c. ...Kitchens?:
- f. ...Other rooms?:

D52 How many people total sleep in these rooms? [VERIFY RESPONSE BY ADDING TOTAL NUMBER GIVEN IN HOUSEHOLD GRID PLUS TOTAL IN **A15**. IF ANSWERS DO NOT MATCH MAKE APPROPRIATE CHANGES]

D36a [FOR PARENTS OF CHILDREN 12 YEARS OLD OR YOUNGER] I already asked you about the daycare arrangements for your children under 6 years old here in (**NAME OF LOCATION**)...How about in all the places you've lived in the past **12 MONTHS**, where have all your children **12 years old or younger** stayed while you are working (**FW** in the USA)? [CHECK ALL THAT APPLY]

- 1 THEY'VE STAYED HOME ALONE, AT LEAST SOMETIMES
- 13 WITH MY SPOUSE, OTHER FAMILY
- 14 WITH A NEIGHBOR / BABYSITTER, MIGRANT HEAD START, HEAD START, MIGRANT EDUCATION, DAYCARE CENTER, ETC.
- 11 WITH ME IN THE FIELDS
- 12 OTHER:

REMINDER FOR INTERVIEWER:

BEFORE BEGINNING WITH “THE WORK GRID” ASK FOR “NW” AND “AB” PERIODS: “DURING THE LAST 12 MONTHS, FOR 5 OR MORE DAYS ...HAVE YOU BEEN ILL OR SICK? ...HAVE YOU BEEN UNEMPLOYED? ...HAVE YOU TRAVELED OUT OF THE COUNTRY?” [USE THE AFFIRMATIVE RESPONSES TO PROBE AND DOCUMENT DATES HERE OR DURING THE QUESTIONS IN THE “WORK GRID”]:

WORK GRID

71

County

Farmworker ID

[C1-C2 FOR OFFICE USE ONLY]

REPORT FROM FIRST PERIOD COVERING OCTOBER 01, 2010 TO PRESENT

C1-C2	C15	C3	C4	C5	C6	C8	C9		C10	C11	C12	C13	C7	C16
PER. AND SUB PER. NO.	GR CO [FW ONLY]	EMPLOYER'S NAME (FARM WORK, NON-FARM WORK AND WORK ABROAD)	CROP	WRITE ACTIVITY OR TASK WHILE FW AND NF [USE CODES FOR *NW AND**AB]	FW?	RECEIVED UNEMPLOYMENT?	DATES FOR PERIODS OF FW, NF, NW, AB		# OF WORK DAYS PER WEEK? FW & NF	CITY	COUNTY NAME [IF IN A BORDER COUNTY ASK IF COMMUTE FROM MEXICO]	STATE/COUNTRY	***FW AND NF: WHY LEFT? [CODES]	WERE YOUR SPOUSE AND KIDS WITH YOU?
					NF?		FROM:	TO:						
	GR				FW	Y								SPOUSE CHILDREN ALL NO
	CO				NW AB		N					COMMUTE FROM MEXICO TO DO FW? Y N		
	GR				FW	Y								SPOUSE CHILDREN ALL NO
	CO				NW AB		N					COMMUTE FROM MEXICO TO DO FW? Y N		
	GR				FW	Y								SPOUSE CHILDREN ALL NO
	CO				NW AB		N					COMMUTE FROM MEXICO TO DO FW? Y N		
	GR				FW	Y								SPOUSE CHILDREN ALL NO
	CO				NW AB		N					COMMUTE FROM MEXICO TO DO FW? Y N		

* C-5 ACTIVITY CODES: ONLY FOR “NW” (IN THE U.S.A.) [WRITE ACTIVITY FOR FW AND NF]

** C-5 ACTIVITY CODES: ONLY FOR “AB” (WHILE IN A FOREIGN COUNTRY OR ABROAD):

*** C-7 CODES: WHY LEFT “FW” AND “NF”?

201 = LOOKING FOR FW AND NF WORK
 202 = LOOKING FOR FARM WORK
 203 = LOOKING FOR NF WORK
 204 = WAITING FOR RECALL NOTICE(AFTER LAYOFF)
 205 = WAITING FOR START OF SEASON

206 = FAMILY RESPONSIBILITIES/ WORK IN HOME
 207 = IN SCHOOL
 208 = LAID UP DUE TO INJURY
 209 = IN-TRANSIT BETWEEN JOBS
 210 = VACATION
 211 = DID NOT LOOK FOR WORK
 212 = OTHER: (SPECIFY IN GRID)

311 = FW IN FAMILY RANCH
 312 = FW-HIRED
 320 = NF IN OWN BUSINESS: (SPECIFY IN GRID)
 341 = NF IN “MAQUILA”
 359 = NF- OTHER: (SPECIFY IN GRID)
 361 = NW - MEDICAL TREATMENT
 362 = NW - VACATION
 369 = NW - OTHER: (SPECIFY IN GRID)

1 = LAID OFF/END OF SEASON
 2 = FIRED
 3 = FAMILY RESPONSIBILITIES
 4 = SCHOOL
 5 = MOVED
 6 = HEALTH REASON
 7 = VACATION

8 = RETIRED
 10 = QUIT
 11 = CHANGE JOBS
 9 = OTHER (SPECIFY):

WORK GRID

71

County

Farmworker ID

[C1-C2 FOR OFFICE USE ONLY]

REPORT FROM FIRST PERIOD COVERING OCTOBER 01, 2010 TO PRESENT

C1-C2	C15	C3	C4	C5	C6	C8	C9		C10	C11	C12	C13	C7	C16
PER. AND SUB PER. NO.	GR CO [FW ONLY]	EMPLOYER'S NAME (FARM WORK, NON-FARM WORK AND WORK ABROAD)	CROP	WRITE ACTIVITY OR TASK WHILE FW AND NF [USE CODES FOR *NW AND**AB]	FW? NF?	RECEIVED UNEMPLOYMENT?	DATES FOR PERIODS OF FW, NF, NW, AB		# OF WORK DAYS PER WEEK? FW & NF	CITY	COUNTY NAME [IF IN A BORDER COUNTY ASK IF COMMUTE FROM MEXICO]	STATE/COUNTRY	***FW AND NF: WHY LEFT? [CODES]	WERE YOUR SPOUSE AND KIDS WITH YOU?
					NW? AB?		FROM:	TO:						
	GR CO				FW NF	Y								SPOUSE CHILDREN ALL NO
					NW AB	N					COMMUTE FROM MEXICO TO DO FW? Y N			
	GR CO				FW NF	Y								SPOUSE CHILDREN ALL NO
					NW AB	N					COMMUTE FROM MEXICO TO DO FW? Y N			
	GR CO				FW NF	Y								SPOUSE CHILDREN ALL NO
					NW AB	N					COMMUTE FROM MEXICO TO DO FW? Y N			
	GR CO				FW NF	Y								SPOUSE CHILDREN ALL NO
					NW AB	N					COMMUTE FROM MEXICO TO DO FW? Y N			
	GR CO				FW NF	Y								SPOUSE CHILDREN ALL NO
					NW AB	N					COMMUTE FROM MEXICO TO DO FW? Y N			

* C-5 ACTIVITY CODES: ONLY FOR "NW" (IN THE U.S.A.)
[WRITE ACTIVITY FOR FW AND NF]

- | | |
|---|---|
| 201 = LOOKING FOR FW AND NF WORK | 206 = FAMILY RESPONSIBILITIES/ WORK IN HOME |
| 202 = LOOKING FOR FARM WORK | 207 = IN SCHOOL |
| 203 = LOOKING FOR NF WORK | 208 = LAID UP DUE TO INJURY |
| 204 = WAITING FOR RECALL NOTICE(AFTER LAYOFF) | 209 = IN-TRANSIT BETWEEN JOBS |
| 205 = WAITING FOR START OF SEASON | 210 = VACATION |
| | 211 = DID NOT LOOK FOR WORK |
| | 212 = OTHER: (SPECIFY IN GRID) |

** C-5 ACTIVITY CODES: ONLY FOR "AB"
(WHILE IN A FOREIGN COUNTRY OR ABROAD):

- | |
|---|
| 311 = FW IN FAMILY RANCH |
| 312 = FW-HIRED |
| 320 = NF IN OWN BUSINESS: (SPECIFY IN GRID) |
| 341 = NF IN "MAQUILA" |
| 359 = NF- OTHER: (SPECIFY IN GRID) |
| 361 = NW - MEDICAL TREATMENT |
| 362 = NW - VACATION |
| 369 = NW - OTHER: (SPECIFY IN GRID) |

*** C-7 CODES: WHY LEFT "FW" AND "NF"?

- | | |
|-----------------------------|----------------------|
| 1 = LAID OFF/END OF SEASON | 8 = RETIRED |
| 2 = FIRED | 10 = QUIT |
| 3 = FAMILY RESPONSIBILITIES | 11 = CHANGE JOBS |
| 4 = SCHOOL | 9 = OTHER (SPECIFY): |
| 5 = MOVED | |
| 6 = HEALTH REASON | |
| 7 = VACATION | |

WORK GRID

County 71 Farmworker ID 71

[C1-C2 FOR OFFICE USE ONLY]

REPORT FROM FIRST PERIOD COVERING OCTOBER 01, 2010 TO PRESENT

C1-C2	C15	C3	C4	C5	C6	C8	C9		C10	C11	C12	C13	C7	C16
PER. AND SUB PER. NO.	GR CO [FW ONLY]	EMPLOYER'S NAME FOR: FW, NF AND WORK AB	CROP	WRITE ACTIVITY OR TASK WHILE FW AND NF [USE CODES FOR *NW AND **AB]	FW? NF?	RECEIVED UNEMPLOYMENT?	DATES FOR PERIODS OF FW, NF, NW, AB		# OF WORK DAYS PER WEEK? FW & NF	CITY	COUNTY [IF IN A BORDER COUNTY ASK IF COMMUTE FROM MEXICO]	STATE/COUNTRY	***FW AND NF: WHY LEFT? [CODES]	WERE YOUR SPOUSE AND KIDS WITH YOU?
					NW? AB?		FROM:	TO:						
	GR				FW NF	Y								SPOUSE CHILDREN ALL NO
	CO				NW AB	N					COMMUTE FROM MEXICO TO DO FW? Y N			
	GR				FW NF	Y								SPOUSE CHILDREN ALL NO
	CO				NW AB	N					COMMUTE FROM MEXICO TO DO FW? Y N			
	GR				FW NF	Y								SPOUSE CHILDREN ALL NO
	CO				NW AB	N					COMMUTE FROM MEXICO TO DO FW? Y N			
	GR				FW NF	Y								SPOUSE CHILDREN ALL NO
	CO				NW AB	N					COMMUTE FROM MEXICO TO DO FW? Y N			
	GR				FW NF	Y								SPOUSE CHILDREN ALL NO
	CO				NW AB	N					COMMUTE FROM MEXICO TO DO FW? Y N			

<p>* C-5 ACTIVITY CODES: ONLY FOR "NW" (IN THE U.S.A.) [WRITE ACTIVITY FOR FW AND NF]</p> <p>201 = LOOKING FOR FW AND NF WORK 202 = LOOKING FOR FARM WORK 203 = LOOKING FOR NF WORK 204 = WAITING FOR RECALL NOTICE(AFTER LAYOFF) 205 = WAITING FOR START OF SEASON</p> <p>206 = FAMILY RESPONSIBILITIES/ WORK IN HOME 207 = IN SCHOOL 208 = LAID UP DUE TO INJURY 209 = IN-TRANSIT BETWEEN JOBS 210 = VACATION 211 = DID NOT LOOK FOR WORK 212 = OTHER: (SPECIFY IN GRID)</p>	<p>** C-5 ACTIVITY CODES: ONLY FOR "AB" (WHILE IN A FOREIGN COUNTRY OR ABROAD):</p> <p>311 = FW IN FAMILY RANCH 312 = FW-HIRED 320 = NF IN OWN BUSINESS: (SPECIFY IN GRID) 341 = NF IN "MAQUILA" 359 = NF- OTHER: (SPECIFY IN GRID) 361 = NW - MEDICAL TREATMENT 362 = NW - VACATION 369 = NW - OTHER: (SPECIFY IN GRID)</p>	<p>*** C-7 CODES: WHY LEFT "FW" AND "NF"?</p> <p>1 = LAID OFF/END OF SEASON 2 = FIRED 3 = FAMILY RESPONSIBILITIES 4 = SCHOOL 5 = MOVED 6 = HEALTH REASON 7 = VACATION</p> <p>8 = RETIRED 10 = QUIT 11 = CHANGE JOBS 9 = OTHER (SPECIFY):</p> <div style="border: 1px solid black; width: 100px; height: 20px; margin-left: 100px;"></div>
---	--	---

WORK GRID

_____ **71** _____
 County Farmworker ID

[C1-C2 FOR OFFICE USE ONLY]

REPORT FROM FIRST PERIOD COVERING OCTOBER 01, 2010 TO PRESENT

C1-C2	C15	C3	C4	C5	C6	C8	C9		C10	C11	C12	C13	C7	C16
PER. AND SUB PER. NO.	GR CO [FW ONLY]	EMPLOYER (FARM WORK, NON-FARM AND ABROAD JOB)	CROP	ACTIVITY OR TASK WHILE FW AND NF [USE CODES FOR *NW AND **AB]	FW? NF?	RECEIVED UNEMPLOYMENT?	DATES FOR PERIODS OF FW,NF, NW,AB		# OF WORK DAYS PER WEEK? FW & NF	CITY	COUNTY [IF IN A BORDER COUNTY ASK IF COMMUTE FROM MEXICO]	STATE/COUNTRY	***FW AND NF: WHY LEFT? [CODES]	WERE YOUR SPOUSE AND KIDS WITH YOU?
					NW? AB?		FROM:	TO:						
	GR				FW NF	Y								SPOUSE CHILDREN ALL NO N/A
	CO				NW AB	N					COMMUTE FROM MEXICO TO DO FW? Y N			
	GR				FW NF	Y								SPOUSE CHILDREN ALL NO N/A
	CO				NW AB	N					COMMUTE FROM MEXICO TO DO FW? Y N			
	GR				FW NF	Y								SPOUSE CHILDREN ALL NO N/A
	CO				NW AB	N					COMMUTE FROM MEXICO TO DO FW? Y N			
	GR				FW NF	Y								SPOUSE CHILDREN ALL NO N/A
	CO				NW AB	N					COMMUTE FROM MEXICO TO DO FW? Y N			
	GR				FW NF	Y								SPOUSE CHILDREN ALL NO N/A
	CO				NW AB	N					COMMUTE FROM MEXICO TO DO FW? Y N			

<p>* C-5 ACTIVITY CODES: ONLY FOR "NW" (IN THE U.S.A.) [WRITE ACTIVITY FOR FW AND NF]</p> <p>201 = LOOKING FOR FW AND NF WORK 202 = LOOKING FOR FARM WORK 203 = LOOKING FOR NF WORK 204 = WAITING FOR RECALL NOTICE(AFTER LAYOFF) 205 = WAITING FOR START OF SEASON</p> <p>206 = FAMILY RESPONSIBILITIES/ WORK IN HOME 207 = IN SCHOOL 208 = LAID UP DUE TO INJURY 209 = IN-TRANSIT BETWEEN JOBS 210 = VACATION 211 = DID NOT LOOK FOR WORK 212 = OTHER: (SPECIFY IN GRID)</p>	<p>** C-5 ACTIVITY CODES: ONLY FOR "AB" (WHILE IN A FOREIGN COUNTRY OR ABROAD):</p> <p>311 = FW IN FAMILY RANCH 312 = FW-HIRED 320 = NF IN OWN BUSINESS: (SPECIFY IN GRID) 341 = NF IN "MAQUILA" 359 = NF- OTHER: (SPECIFY IN GRID) 361 = NW - MEDICAL TREATMENT 362 = NW - VACATION 369 = NW - OTHER: (SPECIFY IN GRID)</p>	<p>*** C-7 CODES: WHY LEFT "FW" AND "NF"?</p> <p>1 = LAID OFF/END OF SEASON 2 = FIRED 3 = FAMILY RESPONSIBILITIES 4 = SCHOOL 5 = MOVED 6 = HEALTH REASON 7 = VACATION</p> <p>8 = RETIRED 10 = QUIT 11 = CHANGE JOBS 9 = OTHER (SPECIFY):</p> <div style="border: 1px solid black; width: 100px; height: 20px; margin-left: 100px;"></div>
---	---	--

D1 In the year before last [FROM OCTOBER 2009 TO OCTOBER 2010, YEAR BEFORE THE ONE COVERED IN WORK GRID], how many months did you do (FW) in the U.S.? [1 DAY OR MORE PER MONTH EQUALS 1 MONTH]

months

D2 [IF NON-FARM JOB LISTED ON WORK GRID]: For your most recent non-farm (NF) employer, how many hours per week did you work on average?

hours

D3 [IF NON-FARM JOB LISTED] For your most recent non-farm employer (NF), how much were you paid per week on average?

\$, .

CURRENT FARM JOB

Now I am going to ask you some questions about the FW you are CURRENTLY performing for the EMPLOYER through whom we contacted you [INCLUDED IN A WORK GRID PERIOD].

D4 How many hours did you work last week at your current farm job?

hours

[D5 TO D8: IF SHE/HE HAS NOT RECEIVED PAYMENT YET FOR CURRENT CROP, ASK FOR ESTIMATES]: Can you tell me how you were paid and the amount your employer paid you on your last pay day?

D5 After taxes:

\$, .

D6 Before taxes:

\$, .

D61 Were you paid by [READ CHOICES. MARK ONE RESPONSE]:...

- 1 ...PAYROLL CHECK? 4 ...OTHER CHECK?
- 2 ...PERSONAL CHECK? 5 ...CASH?
- 3 ...CASH AND CHECK? 6 ...OTHER:

D62 Did you get a receipt?

- 0 NO 1 YES

D7 For what time period was that payment?

- 1 ONE DAY? 4 ONE MONTH?
- 2 ONE WEEK? 7 OTHER?:
- 3 TWO WEEKS?

D8 How many hours did you work during that period (in D7)?

hours

D9 ...Now - with your current employer - you already told me that the crop you are currently working is:...

D10 And you told me that - with your current employer - the task you are now doing is:

D11 Are you paid: ...

- 1 ...BY THE HOUR?
- 2 ...BY THE PIECE? [SKIP TO D13]
- 3 ...COMBINATION HOURLY WAGE AND PIECE RATE? [ASK D12 THRU D18]
- 4 ...SALARY OR OTHER? [SKIP TO D19]

D12 How much per hour (to nearest cent)? [IF PAID ONLY BY THE HOUR, ENTER AMOUNT AND SKIP TO D20. IF COMBINATION, ENTER AMOUNT AND CONTINUE WITH D13]:

\$. PER HOUR

D13 [IF PAID BY THE PIECE]: Are you paid as an individual or by the crew? [IF THE ANSWER IS "CREW", ASK QUESTIONS **D14** to **D18** CONSISTENTLY IN REFERENCE TO THE CREW]

- 1 INDIVIDUAL [SKIP TO **D15**]
- 2 CREW

D14 [IF CREW PIECE RATE]: How many people are in your crew? [**ONE IS NOT** A POSSIBLE ANSWER]

--	--	--

D15 [IF BY PIECE]: How do they pay you/your crew [i.e., UNIT OF MEASURE SUCH AS BOX, BIN, BUCKET, ETC.]?

D16 [IF BY PIECE]: How many of these (in **D15** e.g., boxes, bins, buckets, etc.) you/your crew do in an average day?

--	--	--

D17 [IF BY PIECE]: How many hours per day you/your crew work on average at this task?

		hours
--	--	-------

D18 [IF BY PIECE]: How much do "they" pay you/your crew on average for each (box bin, bucket, etc. In **D15**)?

\$

--	--	--	--	--	--

 .

--	--

D19 [IF PAID BY SALARY, OR OTHER]: Explain fully how and how much you are paid (salary or other). Explain thoroughly the method and amount of payment. [USE BACK OF PAGE IF NEEDED]:

[USE BACK OF PAGE IF NEEDED]

D20 In the **last 12 months**, aside from your wages, have you received (do you receive) any **money bonus** from your current employer?

- 0 NO [SKIP TO **D22**]
- 1 YES
- 7 DON'T KNOW [SKIP TO **D22**]

D21 [IF PAID A BONUS]: How and when do you receive the **money bonus**? [READ CHOICES. **MARK ALL** THAT APPLY]:...

- g. ...retention (return or rehire) bonus?
- a. ...holiday bonus?
- b. ...incentive bonus (rewards)?
- c. ...dependent on grower profit?
- d. ...end of season bonus?
- e. ...money for transportation?
- f. ...Other?:

--

D63 How much **money bonus** have you been given (**TOTAL last 12 months** with current employer)?

\$

--	--	--	--	--	--

 .

--	--

D22 If you are injured **at work** or get sick as a result of your work, does your employer provide health insurance or pay for your health care?

- 0 NO
- 1 YES
- 7 DON'T KNOW

D23 If you are injured **at work** or get sick as a result of your work, do you get any payment while you are recuperating (i.e., "workers' compensation")?

- 0 NO
- 1 YES
- 7 DON'T KNOW

D24 If you are injured or get sick **off the job** (e.g., at home), does your employer provide health insurance or pay for your health care? [**WHETHER OR NOT THE WORKER TAKES IT OR USES IT**]

- 0 NO
- 1 YES
- 7 DON'T KNOW

D26 Are you covered by unemployment insurance if you lose this job?

- 0** NO
- 1** YES
- 7** DON'T KNOW

D27 How many years have you worked for this employer? [**ONE DAY/PER YEAR=ONE YEAR**]

years

D28 Do you work for (current employer) year round or on a seasonal basis?

- 0** YEAR ROUND [SKIP TO **D30**]
- 1** SEASONAL
- 7** DON'T KNOW (FIRST TIME) [SKIP TO **D30**]

D29 [IF WORKED ON A SEASONAL BASIS] Does this employer keep in contact with you about future employment? [READ CHOICES. **MARK ALL THAT APPLY**]: ...

- a.** ... Yes, before leaving at the end of the season?
- b.** ... Yes, by letter (written message)?
- c.** ... Yes, by phone/in person?
- d.** ... Yes, by someone else?
- e.** ... No, you contact employer?
- f.** ... Other?:
- Don't know

D30 How did you get this job? [**DO NOT READ CHOICES. MARK ONLY ONE RESPONSE**]

- 1** I APPLIED FOR THE JOB **ON MY OWN**
- 4** I WAS **RECRUITED** BY A GROWER OR HIS FOREMAN
- 5** I WAS **RECRUITED** BY FARM LABOR CONTRACTOR OR HIS FOREMAN
- 6** I WAS **REFERRED** BY THE EMPLOYMENT SERVICE
- 7** I WAS **REFERRED** BY THE WELFARE OFFICE
- 8** I WAS **REFERRED** BY RELATIVE / FRIEND / WORKMATE
- 9** I WAS **REFERRED** BY LABOR UNION
- 10** DAY LABORER / **PICKED UP** AT SHAPE UP
- 97** Other:

D37a How far is your current job from your current residence?

- 1** I'M LOCATED AT THE JOB
- 2** WITHIN **9 MILES**
- 3** **10-24 MILES**
- 4** **25-49 MILES MILES**
- 5** **50-74 MILES**
- 6** **75 OR MORE**

D37 At your current job, how do you usually get to work? [**READ CHOICES. MARK ONE**]:...

- 1** ...DRIVE CAR? [SKIP TO **D39a**]
- 2** ...WALK [SKIP TO **D39a**]
- 5** ...PUBLIC TRANSPORTATION (BUS, TRAIN, ETC.)? [SKIP TO **D39a**]
- 6** ...LABOR BUS, TRUCK, VAN?
- 8** ..."RAITERO":?
- 4** ...RIDE WITH OTHERS (SHARES RIDE)?
- 7** ...OTHER?:

D38a Do you have to use the transport (in **D37**) (IS IT MANDATORY OR OBLIGATORY)?

- 0** NO
- 1** YES

D38 Do you pay a fee to (responsible in **D37** and/or "raiteros") for rides to work?

- 0** NO
- 1** YES, A FEE
- 2** YES, JUST FOR GAS

D39a At your current job, who pays for the equipment you use at work? [**READ CHOICES. MARK ONLY ONE**]:...

- 1** ...**DON'T NEED** ANY EQUIPMENT?
- 2** ...**(YOU)** PAY ALL?
- 3** ...**THE GROWER/CONTRACTOR** PAYS ALL?
- 5** ...**A FRIEND / RELATIVE** PAYS SOME OR ALL?
- 6** ...**(YOU)** PAY **SOME**?
- 10** ...**(YOU)** PAY ONLY FOR **REPLACEMENT OF DAMAGED TOOLS**?
- 11** ... **THE GROWER/CONTRACTOR PROVIDES YOU WITH TOOLS, BUT YOU PREFER TO BUY/BRING YOUR OWN?**
- 12** ...**THE GROWER/CONTRACTOR PROVIDES SOME AND YOU HAVE TO BRING/BUY THE REST?**
- 97** ...OTHER?:

“Now I’m going to ask you some questions about your individual and family income for last year (2010)”...

G1A ...What was your total personal income last year - in 2010 - in U.S. dollars [U.S. earnings only FOR FW AND NF]? [READ OR SHOW CHOICES. MARK ONLY ONE]

- 0 DID NOT WORK AT ALL IN 2010
- 1 LESS THAN 500
- 2 500 TO 999
- 3 1,000 TO 2,499
- 4 2,500 TO 4,999
- 5 5,000 TO 7,499
- 6 7,500 TO 9,999
- 7 10,000 TO 12,499
- 8 12,500 TO 14,999
- 9 15,000 TO 17,499
- 10 17,500 TO 19,999
- 11 **20,000 TO 22,499**
- 12 **22,500 TO 24,999**
- 13 **25,000 TO 27,499**
- 14 **27,500 TO 29,999**
- 15 **30,000 TO 32,499**
- 16 **32,500 TO 34,999**
- 17 **35,000 TO 37,499**
- 18 **37,500 TO 39,999**
- 19 OVER 40,000
- 97 DON'T REMEMBER (DON'T KNOW)

G2A How much of that income [in “G1A”] was from agricultural employment (U.S. earnings only)? [READ / SHOW CHOICES. MARK ONLY ONE]

- 0 DID NOT WORK AT ALL IN 2010
- 1 LESS THAN 500
- 2 500 TO 999
- 3 1,000 TO 2,499
- 4 2,500 TO 4,999
- 5 5,000 TO 7,499
- 6 7,500 TO 9,999
- 7 10,000 TO 12,499
- 8 12,500 TO 14,999
- 9 15,000 TO 17,499
- 10 17,500 TO 19,999
- 11 **20,000 TO 22,499**
- 12 **22,500 TO 24,999**
- 13 **25,000 TO 27,499**
- 14 **27,500 TO 29,999**
- 15 **30,000 TO 32,499**
- 16 **32,500 TO 34,999**
- 17 **35,000 TO 37,499**
- 18 **37,500 TO 39,999**
- 19 OVER 40,000
- 97 DON'T REMEMBER (DON'T KNOW)

G3A What was your family’s total income last year - in 2010 - in U.S. dollars [U.S. EARNINGS FW AND NF FOR ALL IN “FAMILY GRID”]? [READ OR SHOW CHOICES. MARK ONLY ONE]

- 0 DID NOT WORK AT ALL IN 2010
- 1 LESS THAN 500
- 2 500 TO 999
- 3 1,000 TO 2,499
- 4 2,500 TO 4,999
- 5 5,000 TO 7,499
- 6 7,500 TO 9,999
- 7 10,000 TO 12,499
- 8 12,500 TO 14,999
- 9 15,000 TO 17,499
- 10 17,500 TO 19,999
- 11 **20,000 TO 22,499**
- 12 **22,500 TO 24,999**
- 13 **25,000 TO 27,499**
- 14 **27,500 TO 29,999**
- 15 **30,000 TO 32,499**
- 16 **32,500 TO 34,999**
- 17 **35,000 TO 37,499**
- 18 **37,500 TO 39,999**
- 19 OVER 40,000
- 97 DON'T REMEMBER (DON'T KNOW)

E1 At any time during the last 2 years (in the U.S.), were you covered by a union contract while doing farm work (FW)?

- 0 NO
- 1 YES
- 7 DON'T KNOW

E2 How long do you expect to continue doing farm work (FW in the U.S.)? [READ CHOICES. MARK ONLY ONE]

- 1 **LESS THAN ONE YEAR**
- 2 **ONE TO THREE YEARS**
- 3 **FOUR TO FIVE YEARS**
- 4 **OVER FIVE YEARS**
- 5 **OVER FIVE YEARS/ AS LONG AS I AM ABLE**
- 7 **OTHER?:**

E4 Could you get a U.S. non-farm job (NF) within a month?

- 0 NO
- 1 YES
- 7 DON'T KNOW

EP1. When was the last time you worked **two (2) consecutive days**? [If worked yesterday, enter yesterday's date as 1st Day]

First day [MM/DD/Year]: ____/____/____
 Second day [MM/DD/Year]: ____/____/____

[If "First day" is more than 15 days from today, skip to X7, otherwise continue with X2]:

EP2. On the first day of the consecutive days, at what time did you arrive to work?
 _____:_____ AM/PM

EP3. And...what time did you leave work [FIRST DAY]?
 _____:_____ AM/PM

EP4. TIME SPENT DOING CROP/TASK ON THE FIRST DAY [REFER TO FIRST DAY IN "EP1A"]

	a	b	c	d
	What crops did you work with the first day ?	What tasks were you doing with [crops in "a"] the first day ?	How long did you work doing [TASK in "b"] with [CROP in "a"]?	How long were you idle (e.g., rest, break, lunch, etc.) during [TIME in "c"]?
1			Hour(s): _____ Minutes: _____	Hour(s): _____ Minutes: _____
2			Hour(s): _____ Minutes: _____	Hour(s): _____ Minutes: _____
3			Hour(s): _____ Minutes: _____	Hour(s): _____ Minutes: _____
4			Hour(s): _____ Minutes: _____	Hour(s): _____ Minutes: _____
5			Hour(s): _____ Minutes: _____	Hour(s): _____ Minutes: _____

EP5. SHOWER/BATH

"Due to busy schedules or limited access to washing facilities, it is not always possible for one to take a shower or bath right after work."

EP5. After your first work day [Date in EP1] were you able to bathe/shower (soap and water)?

0 NO **1** YES: When?: [MM/DD/YEAR]: ____/____/____ TIME: _____:_____ AM/PM
 Where?: [Check one]: Work Home Other (specify): _____

EP6. CLOTHING ARTICLES

"It is also recognized that workers do not always have enough working clothes or enough time or money for washing their work clothes as often as they might like, and that some articles of clothing are not washed as often as others"

	a			b		c	
	What clothing articles did you wear on the first day ?			...Are you wearing (or did you wear) any of the same clothing articles you wore on yesterday (or first day?) [CHECK ONE]		[REFER TO "YES" AND "NO" ITEMS IN "b"] ...Which of those clothing articles were washed (soap and water) before you wore them (today) again? [CHECK ANSWER]	
		YES	NO	D/K	YES	NO	WASHED
1	PANTS						<input type="checkbox"/> YES <input type="checkbox"/> NO
2	LONG SLEEVE SHIRT						<input type="checkbox"/> YES <input type="checkbox"/> NO
3	SHORT SLEEVE SHIRT						<input type="checkbox"/> YES <input type="checkbox"/> NO
4	OTHER: _____						<input type="checkbox"/> YES <input type="checkbox"/> NO

EP7. [If respondent answered "NO" to any of "EP6": either "c1 or c2 or c3", skip to section "NP"] Have you ever had to wear the **same shirt or pants** (without washing them) when doing FW?

0 NO **1** YES: Which one?: a. long sleeve shirts? b. short sleeve shirt c.pants?

**NP – HANDLING PESTICIDES
(IN THE U.S.A.)**

NP1f. In the last 12 months, have you loaded, mixed or applied pesticides?

- 0** NO
- 1** YES

NT – TRAINING AND INSTRUCTIONS

NT2a. In the last 12 months, with your current employer, has anyone given you training or instructions in the safe use of pesticides (through video, audio, cassette, classroom lectures, written material, informal talks or by any other means)?

- 0** NO
- 1** YES

NS – SANITATION SECTION

“The following questions refer to sanitation at your job with your current **FW** employer: ...

... Does your current employer provide **EVERY DAY...**

NS1 ... (potable) clean drinking water and disposable cups?























- 0** **NO WATER, NO CUPS**
- 1** **YES, WATER ONLY**
- 2** **YES, WATER AND DISPOSABLE CUPS**
- 7** **DON'T KNOW**

NS4 ... a toilet (**EVERY DAY**)?

- 0** NO
- 1** YES
- 7** DON'T KNOW

NS9 ... (provide) water to wash hands (**EVERY DAY**)?

- 0** NO
- 1** YES
- 7** DON'T KNOW

NH – INDIVIDUAL PERSONAL HEALTH HISTORY (LIFETIME)			
[INTERVIEWER: FIRST ASK ALL QUESTIONS IN FIRST COLUMN.]			
Have you ever -- in your whole life – been told by a doctor or nurse that you have the following conditions: ... 	a.	b. Are you currently taking medication for this condition?	c. In the last 12 months, in the U.S. and/or abroad, have you seen a doctor or nurse for (condition in NH COLUMN)? [IF ANSWER IS “YES” FOR THE U.S. AND “AB” MARK BOTH]
NH1 ...ASTHMA?	<input type="checkbox"/> 0 NO <input type="checkbox"/> 1 YES 	<input type="checkbox"/> 0 NO  <input type="checkbox"/> 1 YES 	<input type="checkbox"/> 0 NO <input type="checkbox"/> 1 YES, IN THE U.S.A. <input type="checkbox"/> 2 YES, “AB”: <input type="text"/>
NH2 ...DIABETES?	<input type="checkbox"/> 0 NO <input type="checkbox"/> 1 YES 	<input type="checkbox"/> 0 NO  <input type="checkbox"/> 1 YES 	<input type="checkbox"/> 0 NO <input type="checkbox"/> 1 YES, IN THE U.S.A. <input type="checkbox"/> 2 YES, “AB”: <input type="text"/>
NH3 ...HIGH BLOOD PRESSURE?	<input type="checkbox"/> 0 NO <input type="checkbox"/> 1 YES 	<input type="checkbox"/> 0 NO  <input type="checkbox"/> 1 YES 	<input type="checkbox"/> 0 NO <input type="checkbox"/> 1 YES, IN THE U.S.A. <input type="checkbox"/> 2 YES, “AB”: <input type="text"/>
NH4 ...TUBERCULOSIS?	<input type="checkbox"/> 0 NO <input type="checkbox"/> 1 YES 	<input type="checkbox"/> 0 NO  <input type="checkbox"/> 1 YES 	<input type="checkbox"/> 0 NO <input type="checkbox"/> 1 YES, IN THE U.S.A. <input type="checkbox"/> 2 YES, “AB”: <input type="text"/>
NH5 ...HEART DISEASE?	<input type="checkbox"/> 0 NO <input type="checkbox"/> 1 YES 	<input type="checkbox"/> 0 NO  <input type="checkbox"/> 1 YES 	<input type="checkbox"/> 0 NO <input type="checkbox"/> 1 YES, IN THE U.S.A. <input type="checkbox"/> 2 YES, “AB”: <input type="text"/>
NH6 ...URINARY TRACT INFECTIONS?	<input type="checkbox"/> 0 NO <input type="checkbox"/> 1 YES 	<input type="checkbox"/> 0 NO  <input type="checkbox"/> 1 YES 	<input type="checkbox"/> 0 NO <input type="checkbox"/> 1 YES, IN THE U.S.A. <input type="checkbox"/> 2 YES, “AB”: <input type="text"/>
NH10 ...OTHER?: <input type="text"/>	<input type="checkbox"/> 0 NO <input type="checkbox"/> 1 YES 	<input type="checkbox"/> 0 NO  <input type="checkbox"/> 1 YES 	<input type="checkbox"/> 0 NO <input type="checkbox"/> 1 YES, IN THE U.S.A. <input type="checkbox"/> 2 YES, “AB”: <input type="text"/>

NQ – QUALITY OF AND ACCESS TO HEALTH CARE SECTION

[INTERVIEWER]: I would like to ask you a few final questions about health care in general. You may have given me some of this information already, but I would like to make sure it is correct.

NQ1 In the last **TWO YEARS [LAST 24 MONTHS]**, in the **U.S.A.**, have you used any type of health care services from doctors, nurses, dentists, clinics, or hospitals?

- 0** NO **[SKIP TO NQ10]**
- 1** YES

NQ3b ...And the last time you used the health care provider, where did you go (what kind of place was it)?

- 1** COMMUNITY HEALTH CENTER/
- 2** PRIVATE MEDICAL DOCTOR'S OFFICE/PRIVATE CLINIC
- 3** HEALER/ "CURANDERO"
- 4** HOSPITAL
- 5** EMERGENCY ROOM
- 6** MIGRANT HEALTH CLINIC
- 7** CHIROPRACTOR OR NATUROPATH'S OFFICE
- 8** DENTIST
- 10** OTHER:
- 97** DON'T KNOW

NQ5 And, ...the last time you used the health care provider, who paid the majority of the cost?

- 1** I PAID THE BILL OUT OF "MY OWN POCKET"
- 2** MEDICAID / MEDICARE
- 3** PUBLIC CLINIC DID NOT CHARGE
- 4** EMPLOYER PROVIDED HEALTH PLAN
- 5** SELF OR FAMILY BOUGHT INDIVIDUAL HEALTH PLAN
- 8** BILLED, BUT DID NOT PAY
- 9** WORKER'S COMPENSATION
- 6** OTHER:
- 7** COMBINATION OF:

NQ10 [ASK ALL]: ...When you **NEED** to get health care **in the USA** what are the main difficulties you face? [CHECK ALL THAT APPLY]

- m.** I do not know. I've never needed it
- l.** I'm "undocumented" / "no papers" (that's why they don't treat me well)
- a.** No transportation, too far away
- b.** Don't know where services are available
- c.** Health Center not open when needed
- d.** They don't provide the services I need
- e.** They don't speak my language
- f.** They don't treat me with respect / I don't feel welcomed
- g.** They don't understand my problems
- h.** I'll lose my job
- i.** Too expensive/ no insurance
- j.** Other:
- No difficulties / No problems

NQ1a. (How about) In a foreign country (e.g. Mexico), Have you used any type of health service **IN THE LAST TWO YEARS [LAST 24 MONTHS]** [IF "YES," ASK AND ENTER COUNTRY]

- 0** NO
- 1** YES, IN:
[NAME OF COUNTRY]

LEGAL STATUS

We are interested in knowing whether any of the following apply to you. Please be assured that no one besides us will know your response.

<p>L1 What is your current legal status in the U.S.? [READ CHOICES IF NECESSARY]</p> <p><input type="checkbox"/> 1 I AM A U.S. CITIZEN BY BIRTH [SKIP TO NEXT PAGE]</p> <p><input type="checkbox"/> 2 I AM A NATURALIZED U.S. CITIZEN (FOREIGN BORN, NATURALIZED). (ASK: "BEFORE BECOMING A NATURALIZED U.S. CITIZEN, UNDER WHICH PROGRAM DID YOU APPLY TO OBTAIN YOUR PERMANENT RESIDENCE?") [POSSIBLE ANSWERS IN L2: 1 - 9, 97). THEN ASK: L4-1, L4-2, AND L4-3]</p> <p><input type="checkbox"/> 3 PERMANENT RESIDENT/GREEN CARD (RIGHT TO RESIDE AND WORK IN THE U.S.) (ASK L2: "UNDER WHICH PROGRAM DID YOU APPLY?") [POSSIBLE ANSWERS: 1 HASTA 9 Y 97). THEN ASK: L4-1 AND L4-2]</p> <p><input type="checkbox"/> 4 BORDER CROSSING CARD/COMMUTER CARD (RIGHT TO CROSS THE BORDER AND WORK IN THE U.S.) (ASK L2: "UNDER WHICH PROGRAM DID YOU APPLY?") [POSSIBLE ANSWERS: 9, 12, 13, Y 97. THEN ASK: L3, L4-1 AND L4-2]</p> <p><input type="checkbox"/> 5 PENDING STATUS (WITHOUT DOCUMENTS, APPLIED, AWAITING OFFICIAL DECISION) (ASK L2: "UNDER WHICH PROGRAM DID YOU APPLY?") [POSSIBLE ANSWERS: 1-9, 97. THEN ASK: L3, AND L41]</p> <p><input type="checkbox"/> 6 UNDOCUMENTED (APPLICATION DENIED/DID NOT APPLY TO ANY PROGRAMS) [POSSIBLE ANSWERS: "NONE". SKIP TO NEXT PAGE]</p> <p><input type="checkbox"/> 7 TEMPORARY RESIDENT - NON IMMIGRANT VISA (ONLY FOR SPECIFIED TIME) [ASK L2: "UNDER WHICH PROGRAM DID YOU APPLY?" POSSIBLE ANSWERS: 10 - 97. THEN ASK: L3 AND L41]</p> <p><input type="checkbox"/> 8 OTHER [IF RELEVANT AND APPROPRIATE ASK L2, L3, L4-1, L4-2, AND L4-3. THEN SKIP TO NEXT PAGE]:</p> <div style="border: 1px solid black; width: 300px; height: 20px; margin-left: 40px;"></div>	<p>L2 PROGRAMS [DO NOT READ OPTIONS]</p> <p><input type="checkbox"/> 1 AMNESTY UNDER 5 YEAR PROGRAM ["TIME"]</p> <p><input type="checkbox"/> 2 AMNESTY UNDER SAW (90 DAY) PROGRAM ["FW" - "FIELD WORK"]</p> <p><input type="checkbox"/> 3 CUBAN/HAITIAN ENTRANT</p> <p><input type="checkbox"/> 4 SPOUSAL PETITION PROGRAM/FAMILY UNITY</p> <p><input type="checkbox"/> 5 LABOR CERTIFICATION PROGRAM</p> <p><input type="checkbox"/> 6 REGISTRY PROGRAM</p> <p><input type="checkbox"/> 7 POLITICAL ASYLUM</p> <p><input type="checkbox"/> 8 REFUGEE</p> <p><input type="checkbox"/> 9 PROTECTIVE STATUS (TEMPORARY)</p> <p><input type="checkbox"/> 10 GUEST WORKER PROGRAM ["BRACERO"]</p> <p><input type="checkbox"/> 11 STUDENT</p> <p><input type="checkbox"/> 12 TOURIST</p> <p><input type="checkbox"/> 13 BORDER CROSSING CARD/ "PASSPORT"</p> <p><input type="checkbox"/> 97 OTHER: <div style="border: 1px solid black; width: 150px; height: 25px; display: inline-block; vertical-align: middle;"></div></p> <p><input type="checkbox"/> 99 NOT ANSWERED</p>
---	--

L3 Do you have general work authorization?:

0 NO 1 YES 7 DON'T KNOW 9 NOT ANSWERED

L4 DATE STATUS BECAME EFFECTIVE:																																						
<p>1 When did you apply to the program (in L2)?</p>	<p>2 [Only for those who responded "2,3, or 4" in L1]: When did you obtain your legal status?</p>	<p>3 [Only for those who responded "2" in L1]: When did you obtain your naturalization/ become a U.S. citizen?</p>																																				
<table style="width:100%; border-collapse: collapse;"> <tr> <td style="border: 1px solid black; width: 20px; height: 20px;"></td> <td style="border: 1px solid black; width: 20px; height: 20px;"></td> <td style="border: 1px solid black; width: 20px; height: 20px; text-align: center;">/</td> <td style="border: 1px solid black; width: 20px; height: 20px;"></td> <td style="border: 1px solid black; width: 20px; height: 20px;"></td> <td style="border: 1px solid black; width: 20px; height: 20px;"></td> </tr> <tr> <td colspan="2" style="text-align: center;">(Month)</td> <td></td> <td colspan="2" style="text-align: center;">(Year)</td> <td></td> </tr> </table>			/				(Month)			(Year)			<table style="width:100%; border-collapse: collapse;"> <tr> <td style="border: 1px solid black; width: 20px; height: 20px;"></td> <td style="border: 1px solid black; width: 20px; height: 20px;"></td> <td style="border: 1px solid black; width: 20px; height: 20px; text-align: center;">/</td> <td style="border: 1px solid black; width: 20px; height: 20px;"></td> <td style="border: 1px solid black; width: 20px; height: 20px;"></td> <td style="border: 1px solid black; width: 20px; height: 20px;"></td> </tr> <tr> <td colspan="2" style="text-align: center;">(Month)</td> <td></td> <td colspan="2" style="text-align: center;">(Year)</td> <td></td> </tr> </table>			/				(Month)			(Year)			<table style="width:100%; border-collapse: collapse;"> <tr> <td style="border: 1px solid black; width: 20px; height: 20px;"></td> <td style="border: 1px solid black; width: 20px; height: 20px;"></td> <td style="border: 1px solid black; width: 20px; height: 20px; text-align: center;">/</td> <td style="border: 1px solid black; width: 20px; height: 20px;"></td> <td style="border: 1px solid black; width: 20px; height: 20px;"></td> <td style="border: 1px solid black; width: 20px; height: 20px;"></td> </tr> <tr> <td colspan="2" style="text-align: center;">(Month)</td> <td></td> <td colspan="2" style="text-align: center;">(Year)</td> <td></td> </tr> </table>			/				(Month)			(Year)		
		/																																				
(Month)			(Year)																																			
		/																																				
(Month)			(Year)																																			
		/																																				
(Month)			(Year)																																			

INDIVIDUAL AGREEMENT TO BE A RESEARCH SUBJECT

OMB CONTROL NUMBER: 1205-0453

INTRODUCTION/PURPOSE

You are invited to participate in this survey for the National Institute for Occupational Safety and Health and the Department of Labor because you are currently working on a farm. The purpose of the survey is to learn more about the living conditions and health of farm workers.

PROCEDURES TO BE FOLLOWED

You will be asked to answer some questions about your work history and about your health. The interview will last approximately 60 minutes.

RISKS

Since we will only be asking you questions, there is very little risk to you as a result of being in the survey. You may refuse to answer any question at any time, with no penalty.

BENEFITS

There are no direct benefits to you from being in the survey. But, knowledge gained through this research may help us learn how to prevent any harmful effects of farm work for workers like you.

PRIVACY

Your answers to the interview will be kept private to the extent allowed by law. This means that the interview record will be kept in a locked file, and only researchers on the survey will be allowed to see it. Your name will not appear on any reports about the survey. (See back of page for details.)

ALTERNATIVES TO PARTICIPATION

Participating in this survey is voluntary and you can quit at any time. You can also choose not to participate in any part of the interview at any time, with no penalty. Whether or not you participate in this survey will not affect benefits and services to which you are normally entitled. You will be paid for the time you are spending in this interview. However, if you choose not to participate in sections of the interview you may not receive the full payment. At any time, you may ask the researchers to explain any part of the survey.

WHO TO CALL WITH QUESTIONS

If you have questions about the research survey, including questions about your rights as a research subject, you may call Aguirre International (toll free) at 877- SAY-NAWS (or 877-729-6297). They will refer your questions to Daniel Carroll at the Department of Labor, at (202) 693-2795.

I have read and understand the statement above. My questions about any unclear or confusing statements have been answered clearly. I agree to participate in this survey as a research subject. I admit that I have received a copy of this form and \$20 for my participation.

Signature of Subject

Date

(See reverse)

In accordance with the Privacy Act of 1974, as amended (5 U.S.C.552a), we are notifying you that this study is authorized by the U.S. Department of Labor, Employment and Training Administration (ETA). Your voluntary participation is important to the success of this study and will enable the ETA to understand the labor market and living experiences of U.S. farmworkers. Under written agreement with research organizations, the ETA may release certain information necessary for research but only after all identifying information has been removed. Unless required by law, or necessary for litigation or legal proceedings and except as indicated in this statement, we will hold all personal identifiers (e.g. name, address, and social security number) in total confidence and will not release them.

Persons are not required to respond to this collection of information unless it displays a currently valid OMB control number. Public reporting burden for this collection of information, which is voluntary, is estimated to average 1 hour (or 60 minutes) per response, including the time for reviewing instructions, searching existing data sources, gathering and maintaining the data needed, and completing and reviewing the collection of information. Send comments regarding this burden estimate to the Office of Policy, Development and Evaluation, ETA, Department of Labor, Room N5641, 200 Constitution Avenue, N.W., Washington, D.C. 20210.