


NATIONAL ASSESSMENT OF EDUCATIONAL PROGRESS

WAVE 2 SUBMITTAL FOR 2012

VOLUME II

***Part 7
PILOT SCHOOL
QUESTIONNAIRES
FOR 2012 ASSESSMENT***



Part 5 contains:

- a) School Grade 4 Pilot Questionnaire (School Characteristics and Policies + Writing)
- b) School Grade 8 Pilot Questionnaire (School Characteristics and Policies)
- c) School Grade 12 Pilot Questionnaire (School Characteristics and Policies + Mathematics + Reading)

June 1, 2011

2012 OMB Wave 2


***THE NATIONAL ASSESSMENT OF
EDUCATIONAL PROGRESS***

**Wave 2 Submittal for 2012
VOLUME II**

**Part 5a
*BACKGROUND QUESTIONS***

FOR 2012 ASSESSMENT

School Pilot Grade 4



Part 5a contains:

Uej qqn'I tcf g'6<
School Characteristics and Policies (Pilot) Questions
Writing-specific Questions

The amount of time estimated to complete this form is 30 minutes.

SCHOOL QUESTIONNAIRES

OMB Information on School Questionnaire Cover Page

Paperwork Burden Statement

According to the Paperwork Reduction Act of 1995, no persons are required to respond to a collection of information unless such collection displays a valid OMB control number. The valid OMB control number for this information collection is **1850-0790**. The time required to complete this information collection is estimated to average 30 minutes including the time to review instructions, search existing data resources, gather the data needed, and complete and review the information collection. **If you have any comments concerning the accuracy of the time estimate(s) or suggestions for improving this form, please write to:** U.S. Department of Education, Washington, D.C. 20202-4537. **If you have comments or concerns regarding the status of your individual submission of this form, write directly to:** NAEP/NCES, U.S. Department of Education, 400 Maryland Avenue, S.W., Washington, DC 20202.

A project of the National Center for Education Statistics (NCES), Institute of Education Sciences, U.S. Department of Education.

The information you provide will be used for statistical purposes only. In accordance with the Confidential Information Protection provisions of Title V, Subtitle A, Public Law 107-347 and other applicable Federal laws, your responses will be kept confidential and will not be disclosed in identifiable form to anyone other than employees or agents. By law, every NCES employee as well as every agent, such as contractors and NAEP coordinators, has taken an oath and is subject to a jail term of up to 5 years, a fine of up to \$250,000, or both if he or she willfully discloses ANY identifiable information about you.

OMB No. 1850-0790 Approval Expires 04/30/2013

School Questionnaire – Grade 4

This questionnaire should be completed by the principal or the head of the school.

Some of the questions that follow ask you to fill in specific numbers. For those questions, please print the appropriate numbers in the boxes provided. Please PRINT LEGIBLY. Using one number per box, fill in every box. Keep all printing within the boxes. Do not make any stray marks. Use only a No. 2 pencil.

Example:
150 would be written as

,

Examples of numerals are:

Part I: School Characteristics and Policies

VE592238

1. Can your school be described by any of the following? Fill in ovals for **all** that apply.
- (A) Elementary school
 - (B) Middle or junior high school
 - (C) Secondary school
 - (D) Regular school with a magnet program
 - (E) A magnet school or a school with a special program emphasis, e.g., science/mathematics school, performing arts school, talented/gifted school, foreign language immersion school
 - (F) Special education school: primarily serves students with disabilities
 - (G) Alternative school: offers a curriculum designed to provide alternative or nontraditional education, not clearly categorized as regular, special, or vocational education
 - (H) Private independent school
 - (I) Private religiously affiliated school
 - (J) Independent charter school
 - (K) Charter school administered by local school district
 - (L) Other (specify): _____

2. Please indicate how much you disagree or agree with each of the following statements about your school. Fill in **one** oval on each line.

	Strongly disagree	Disagree	Agree	Strongly agree	
a. Most teachers are happy to be teaching in this school.	(A)	(B)	(C)	(D)	VE588050
b. Most teachers have a good understanding of the school's curricular goals.	(A)	(B)	(C)	(D)	VE588051
c. Most teachers are successful in implementing the school's curriculum.	(A)	(B)	(C)	(D)	VE588054
d. Most teachers have high expectations for student achievement.	(A)	(B)	(C)	(D)	VE588099
e. Most parents and guardians have high expectations for student achievement.	(A)	(B)	(C)	(D)	VE588102
f. Most parents and guardians are involved in school activities.	(A)	(B)	(C)	(D)	VE588103
g. Most students respect other students.	(A)	(B)	(C)	(D)	VE588104
h. Most students respect teachers.	(A)	(B)	(C)	(D)	VE594606
i. Most students respect school property.	(A)	(B)	(C)	(D)	VE588107
j. Most students want to do well in school.	(A)	(B)	(C)	(D)	VE588109

VE588126

3. To the best of your knowledge, how often does each of the following problems occur among fourth-grade students in your school? Fill in **one** oval on each line.

	Never or hardly ever	A few times a year	Once or twice a month	Once or twice a week	Every day or almost every day	
a. Student in-class misbehavior	<input type="radio"/> A	<input type="radio"/> B	<input type="radio"/> C	<input type="radio"/> D	<input type="radio"/> E	VE588142
b. Vandalism	<input type="radio"/> A	<input type="radio"/> B	<input type="radio"/> C	<input type="radio"/> D	<input type="radio"/> E	VE588137
c. Theft	<input type="radio"/> A	<input type="radio"/> B	<input type="radio"/> C	<input type="radio"/> D	<input type="radio"/> E	VE588139
d. Student bullying	<input type="radio"/> A	<input type="radio"/> B	<input type="radio"/> C	<input type="radio"/> D	<input type="radio"/> E	VE588152
e. Physical abuse of students	<input type="radio"/> A	<input type="radio"/> B	<input type="radio"/> C	<input type="radio"/> D	<input type="radio"/> E	VE588145
f. Student verbal abuse of teachers	<input type="radio"/> A	<input type="radio"/> B	<input type="radio"/> C	<input type="radio"/> D	<input type="radio"/> E	VE588648
g. Student physical abuse of teachers	<input type="radio"/> A	<input type="radio"/> B	<input type="radio"/> C	<input type="radio"/> D	<input type="radio"/> E	VE588649
h. Student absenteeism	<input type="radio"/> A	<input type="radio"/> B	<input type="radio"/> C	<input type="radio"/> D	<input type="radio"/> E	VE588134
i. Drug and alcohol use by students	<input type="radio"/> A	<input type="radio"/> B	<input type="radio"/> C	<input type="radio"/> D	<input type="radio"/> E	VE588138

VE592604

4. Does your school offer tenure to teachers?

- A Yes → Go to Question 5.
- B No → Skip to Question 6.



5. Of the following categories of teachers who were full-time teachers at your school at the end of the last school year, what percentage stayed on as full-time teachers for this school year? Fill in **one** oval on each line.

VE588721

	0–10%	11–25%	26–50%	51–75%	76–90%	Over 90%	
a. Nontenured teachers who had taught for at least one year	<input type="radio"/> A	<input type="radio"/> B	<input type="radio"/> C	<input type="radio"/> D	<input type="radio"/> E	<input type="radio"/> F	VE588765
b. Tenured teachers	<input type="radio"/> A	<input type="radio"/> B	<input type="radio"/> C	<input type="radio"/> D	<input type="radio"/> E	<input type="radio"/> F	VE588766

6. In the last school year, how many full-time teachers were new to your school?

VE600319

If you answered 1 or any number greater than 1, go to *Question 7*.

If you answered 0, skip to *Question 8*.

7. Of the full-time teachers who were new to your school last year, what percentage stayed on as full-time teachers for this school year?

VE592330

- A 0–10%
- B 11–25%
- C 26–50%
- D 51–75%
- E 76–90%
- F Over 90%

VE588132

8. Last school year, approximately what percentage of students at your school enrolled after the first day of school?

- A 0%
- B 1–3%
- C 4–6%
- D 7–10%
- E 11–20%
- F Over 20%

VE592581

9. Last school year, approximately what percentage of students at your school left before the end of the school year?

- A 0%
- B 1–3%
- C 4–6%
- D 7–10%
- E 11–20%
- F Over 20%



10. During a typical week of school, what is the total number of regularly scheduled volunteers, including parents, working in the school?

- Ⓐ 0
- Ⓑ 1–5
- Ⓒ 6–10
- Ⓓ 11–15
- Ⓔ 16–25
- Ⓕ More than 25

11. Approximately what percentage of students in your school have parents or guardians who do each of the following activities? Fill in **one** oval on each line.

	Not applicable	0–10%	11–25%	26–50%	Over 50%
a. Volunteer regularly to help in the classroom or another part of the school	Ⓐ	Ⓑ	Ⓒ	Ⓓ	Ⓔ
b. Attend teacher–parent conferences	Ⓐ	Ⓑ	Ⓒ	Ⓓ	Ⓔ

Part II: Writing

1. Are any of the following resources available in your school? Fill in **one** oval on each line. VE607174

- | | Yes | No | |
|--|-------------------------|-------------------------|----------|
| a. Mentors or literacy coaches assigned to help new teachers with teaching or evaluating students' writing | <input type="radio"/> A | <input type="radio"/> B | VE607180 |
| b. Mentors or literacy coaches assigned to help experienced teachers with teaching or evaluating students' writing | <input type="radio"/> A | <input type="radio"/> B | VE607183 |
| c. Reading and/or English/language arts specialist | <input type="radio"/> A | <input type="radio"/> B | VE607195 |

2. Are the following activities/programs offered in your school? Fill in **one or more** ovals on each line. VE032835

- | | Yes,
provided
by school
or district
personnel | Yes,
provided by
professionals
outside of
my school or
district | No | |
|--|---|--|-------------------------|----------|
| a. Schoolwide writing initiative, such as specific guidelines or objectives for school writing instruction | <input type="radio"/> A | <input type="radio"/> B | <input type="radio"/> C | VE032874 |
| b. Reading or writing support for students | <input type="radio"/> A | <input type="radio"/> B | <input type="radio"/> C | VE630772 |
| c. Professional development in writing or teaching writing— for English/language arts teachers only | <input type="radio"/> A | <input type="radio"/> B | <input type="radio"/> C | VE032894 |
| d. Professional development in writing or teaching writing— for all teachers | <input type="radio"/> A | <input type="radio"/> B | <input type="radio"/> C | VE032897 |

VE230120

3. To what extent are students at your school asked to write in content areas other than English/language arts—e.g., in social studies, science, or mathematics classes?

- Ⓐ Not at all
- Ⓑ Small extent
- Ⓒ Moderate extent
- Ⓓ Large extent

VE607190

4. By the end of this school year, approximately what percentage of teaching time will your teachers and staff have spent instructing fourth-grade students on keyboarding and word processing?

- Ⓐ 0%
- Ⓑ 1–5%
- Ⓒ 6–10%
- Ⓓ 11–25%
- Ⓔ 26–50%
- Ⓕ Over 50%

VE607192

5. How often do fourth-grade students in your school receive computer-based writing assignments?

- Ⓐ Never or hardly ever
- Ⓑ A few times a year
- Ⓒ Once or twice a month
- Ⓓ At least once a week



6. How often do fourth-grade students in your school take computer-based writing tests with an extended constructed-response component?

VE607193

- Ⓐ Never or hardly ever
- Ⓑ A few times a year
- Ⓒ Once or twice a month
- Ⓓ At least once a week

7. Does your school offer school-sponsored extracurricular activities such as clubs, competitions, fairs, or exhibits involving writing activities?

VE230124

- Ⓐ Yes
- Ⓑ No

8. Does your school or district offer summer programs in writing remediation or enrichment to students? Fill in **one** oval on each line.

VE230127

	Yes	No
a. Remediation	<input type="radio"/> Ⓐ	<input type="radio"/> Ⓑ
b. Enrichment	<input type="radio"/> Ⓐ	<input type="radio"/> Ⓑ

VE230145

VE230147

9. How many computers does your school have for student use?

VE230150

,


***THE NATIONAL ASSESSMENT OF
EDUCATIONAL PROGRESS***

**Wave 2 Submittal for 2012
VOLUME II**

**Revised
*BACKGROUND QUESTIONS***

FOR 2012 ASSESSMENT

School Pilot Grade 8



Part 5b contains:

Uej qqn'I tcf g": <
School Characteristics and Policies (Pilot) Questions

The amount of time estimated to complete this form is 30 minutes.

SCHOOL QUESTIONNAIRES

OMB Information on School Questionnaire Cover Page

Paperwork Burden Statement

According to the Paperwork Reduction Act of 1995, no persons are required to respond to a collection of information unless such collection displays a valid OMB control number. The valid OMB control number for this information collection is **1850-0790**. The time required to complete this information collection is estimated to average 30 minutes including the time to review instructions, search existing data resources, gather the data needed, and complete and review the information collection. **If you have any comments concerning the accuracy of the time estimate(s) or suggestions for improving this form, please write to:** U.S. Department of Education, Washington, D.C. 20202-4537. **If you have comments or concerns regarding the status of your individual submission of this form, write directly to:** NAEP/NCES, U.S. Department of Education, 400 Maryland Avenue, S.W., Washington, DC 20202.

A project of the National Center for Education Statistics (NCES), Institute of Education Sciences, U.S. Department of Education.

The information you provide will be used for statistical purposes only. In accordance with the Confidential Information Protection provisions of Title V, Subtitle A, Public Law 107-347 and other applicable Federal laws, your responses will be kept confidential and will not be disclosed in identifiable form to anyone other than employees or agents. By law, every NCES employee as well as every agent, such as contractors and NAEP coordinators, has taken an oath and is subject to a jail term of up to 5 years, a fine of up to \$250,000, or both if he or she willfully discloses ANY identifiable information about you.

OMB No. 1850-0790 Approval Expires 04/30/2013

School Questionnaire – Grade 8

This questionnaire should be completed by the principal or the head of the school.

Some of the questions that follow ask you to fill in specific numbers. For those questions, please print the appropriate numbers in the boxes provided. Please PRINT LEGIBLY. Using one number per box, fill in every box. Keep all printing within the boxes. Do not make any stray marks. Use only a No. 2 pencil.

Example:
150 would be written as

,

Examples of numerals are:

Part I: School Characteristics and Policies

VE592238

1. Can your school be described by any of the following? Fill in ovals for **all** that apply.

- Ⓐ Elementary school
- Ⓑ Middle or junior high school
- Ⓒ Secondary school
- Ⓓ Regular school with a magnet program
- Ⓔ A magnet school or a school with a special program emphasis, e.g., science/mathematics school, performing arts school, talented/gifted school, foreign language immersion school
- Ⓕ Special education school: primarily serves students with disabilities
- Ⓖ Alternative school: offers a curriculum designed to provide alternative or nontraditional education, not clearly categorized as regular, special, or vocational education
- Ⓗ Private independent school
- Ⓙ Private religiously affiliated school
- Ⓚ Independent charter school
- Ⓛ Charter school administered by local school district
- Ⓜ Other (specify): _____

2. Please indicate how much you disagree or agree with each of the following statements about your school. Fill in **one** oval on each line.

	Strongly disagree	Disagree	Agree	Strongly agree	
a. Most teachers are happy to be teaching in this school.	Ⓐ	Ⓑ	Ⓒ	Ⓓ	VE588050
b. Most teachers have a good understanding of the school's curricular goals.	Ⓐ	Ⓑ	Ⓒ	Ⓓ	VE588051
c. Most teachers are successful in implementing the school's curriculum.	Ⓐ	Ⓑ	Ⓒ	Ⓓ	VE588054
d. Most teachers have high expectations for student achievement.	Ⓐ	Ⓑ	Ⓒ	Ⓓ	VE588099
e. Most parents and guardians have high expectations for student achievement.	Ⓐ	Ⓑ	Ⓒ	Ⓓ	VE588102
f. Most parents and guardians are involved in school activities.	Ⓐ	Ⓑ	Ⓒ	Ⓓ	VE588103
g. Most students respect other students.	Ⓐ	Ⓑ	Ⓒ	Ⓓ	VE588104
h. Most students respect teachers.	Ⓐ	Ⓑ	Ⓒ	Ⓓ	VE594606
i. Most students respect school property.	Ⓐ	Ⓑ	Ⓒ	Ⓓ	VE588107
j. Most students want to do well in school.	Ⓐ	Ⓑ	Ⓒ	Ⓓ	VE588109

VE592650

3. To the best of your knowledge, how often does each of the following problems occur among eighth-grade students in your school? Fill in **one** oval on each line.

	Never or hardly ever	A few times a year	Once or twice a month	Once or twice a week	Every day or almost every day	
a. Student in-class misbehavior	<input type="radio"/> A	<input type="radio"/> B	<input type="radio"/> C	<input type="radio"/> D	<input type="radio"/> E	VE592656
b. Vandalism	<input type="radio"/> A	<input type="radio"/> B	<input type="radio"/> C	<input type="radio"/> D	<input type="radio"/> E	VE592653
c. Theft	<input type="radio"/> A	<input type="radio"/> B	<input type="radio"/> C	<input type="radio"/> D	<input type="radio"/> E	VE592655
d. Student bullying	<input type="radio"/> A	<input type="radio"/> B	<input type="radio"/> C	<input type="radio"/> D	<input type="radio"/> E	VE592659
e. Physical abuse of students	<input type="radio"/> A	<input type="radio"/> B	<input type="radio"/> C	<input type="radio"/> D	<input type="radio"/> E	VE592658
f. Student verbal abuse of teachers	<input type="radio"/> A	<input type="radio"/> B	<input type="radio"/> C	<input type="radio"/> D	<input type="radio"/> E	VE592666
g. Student physical abuse of teachers	<input type="radio"/> A	<input type="radio"/> B	<input type="radio"/> C	<input type="radio"/> D	<input type="radio"/> E	VE592652
h. Student absenteeism	<input type="radio"/> A	<input type="radio"/> B	<input type="radio"/> C	<input type="radio"/> D	<input type="radio"/> E	VE592651
i. Drug and alcohol use by students	<input type="radio"/> A	<input type="radio"/> B	<input type="radio"/> C	<input type="radio"/> D	<input type="radio"/> E	VE592654

VE592604

4. Does your school offer tenure to teachers?

- A Yes → Go to Question 5.
- B No → Skip to Question 6.



5. Of the following categories of teachers who were full-time teachers at your school at the end of the last school year, what percentage stayed on as full-time teachers for this school year? Fill in **one** oval on each line.

VE588721

	0–10%	11–25%	26–50%	51–75%	76–90%	Over 90%	
a. Nontenured teachers who had taught for at least one year	<input type="radio"/> A	<input type="radio"/> B	<input type="radio"/> C	<input type="radio"/> D	<input type="radio"/> E	<input type="radio"/> F	VE588765
b. Tenured teachers	<input type="radio"/> A	<input type="radio"/> B	<input type="radio"/> C	<input type="radio"/> D	<input type="radio"/> E	<input type="radio"/> F	VE588766

6. In the last school year, how many full-time teachers were new to your school?

VE600319

If you answered 1 or any number greater than 1, go to Question 7.
If you answered 0, skip to Question 8.

7. Of the full-time teachers who were new to your school last year, what percentage stayed on as full-time teachers for this school year?

VE592330

- A 0–10%
- B 11–25%
- C 26–50%
- D 51–75%
- E 76–90%
- F Over 90%

VE588132


8. Last school year, approximately what percentage of students at your school enrolled after the first day of school?

- A 0%
- B 1–3%
- C 4–6%
- D 7–10%
- E 11–20%
- F Over 20%

VE592581

9. Last school year, approximately what percentage of students at your school left before the end of the school year?

- A 0%
- B 1–3%
- C 4–6%
- D 7–10%
- E 11–20%
- F Over 20%



10. During a typical week of school, what is the total number of regularly scheduled volunteers, including parents, working in the school?

- Ⓐ 0
- Ⓑ 1–5
- Ⓒ 6–10
- Ⓓ 11–15
- Ⓔ 16–25
- Ⓕ More than 25

11. Approximately what percentage of students in your school have parents or guardians who do each of the following activities? Fill in **one** oval on each line.

	Not applicable	0–10%	11–25%	26–50%	Over 50%
a. Volunteer regularly to help in the classroom or another part of the school	Ⓐ	Ⓑ	Ⓒ	Ⓓ	Ⓔ
b. Attend teacher–parent conferences	Ⓐ	Ⓑ	Ⓒ	Ⓓ	Ⓔ

***THE NATIONAL ASSESSMENT OF
EDUCATIONAL PROGRESS***

Wave 2 Submittal for 2012


VOLUME II

Part 5c

BACKGROUND QUESTIONS

FOR 2012 ASSESSMENT

School Pilot Grade 12



Part 5c contains:

School Grade 8:

School Characteristics and Policies (r kqy) Questions

'Mathematics (pilot) Questions

'Reading (pilot) Questions

The amount of time estimated to complete this form is 30 minutes.

SCHOOL QUESTIONNAIRES

OMB Information on School Questionnaire Cover Page

Paperwork Burden Statement

According to the Paperwork Reduction Act of 1995, no persons are required to respond to a collection of information unless such collection displays a valid OMB control number. The valid OMB control number for this information collection is **1850-0790**. The time required to complete this information collection is estimated to average 30 minutes including the time to review instructions, search existing data resources, gather the data needed, and complete and review the information collection. **If you have any comments concerning the accuracy of the time estimate(s) or suggestions for improving this form, please write to:** U.S. Department of Education, Washington, D.C. 20202-4537. **If you have comments or concerns regarding the status of your individual submission of this form, write directly to:** NAEP/NCES, U.S. Department of Education, 400 Maryland Avenue, S.W., Washington, DC 20202.

A project of the National Center for Education Statistics (NCES), Institute of Education Sciences, U.S. Department of Education.

The information you provide will be used for statistical purposes only. In accordance with the Confidential Information Protection provisions of Title V, Subtitle A, Public Law 107-347 and other applicable Federal laws, your responses will be kept confidential and will not be disclosed in identifiable form to anyone other than employees or agents. By law, every NCES employee as well as every agent, such as contractors and NAEP coordinators, has taken an oath and is subject to a jail term of up to 5 years, a fine of up to \$250,000, or both if he or she willfully discloses ANY identifiable information about you.

OMB No. 1850-0790 Approval Expires 04/30/2013

School Questionnaire – Grade 12

This questionnaire should be completed by the principal or the head of the school. The questions in the following section are being evaluated for use in future questionnaires. Please note that some of the questions are similar to questions that you answered in Section I.

Some of the questions that follow ask you to fill in specific numbers. For those questions, please print the appropriate numbers in the boxes provided. Please PRINT LEGIBLY. Using one number per box, fill in every box. Keep all printing within the boxes. Do not make any stray marks. Use only a No. 2 pencil.

Example:

150 would be written as

,


Examples of numerals are:

Part III: School Characteristics and Policies

VE592238

1. Can your school be described by any of the following? Fill in ovals for **all** that apply.

- Ⓐ Elementary school
- Ⓑ Middle or junior high school
- Ⓒ Secondary school
- Ⓓ Regular school with a magnet program
- Ⓔ A magnet school or a school with a special program emphasis, e.g., science/mathematics school, performing arts school, talented/gifted school, foreign language immersion school
- Ⓕ Special education school: primarily serves students with disabilities
- Ⓖ Alternative school: offers a curriculum designed to provide alternative or nontraditional education, not clearly categorized as regular, special, or vocational education
- Ⓗ Private independent school
- Ⓙ Private religiously affiliated school
- Ⓝ Independent charter school
- Ⓚ Charter school administered by local school district
- Ⓛ Other (specify): _____



2. Please indicate how much you disagree or agree with each of the following statements about your school. Fill in **one** oval on each line.

	Strongly disagree	Disagree	Agree	Strongly agree	
a. Most teachers are happy to be teaching in this school.	Ⓐ	Ⓑ	Ⓒ	Ⓓ	VE588050
b. Most teachers have a good understanding of the school's curricular goals.	Ⓐ	Ⓑ	Ⓒ	Ⓓ	VE588051
c. Most teachers are successful in implementing the school's curriculum.	Ⓐ	Ⓑ	Ⓒ	Ⓓ	VE588054
d. Most teachers have high expectations for student achievement.	Ⓐ	Ⓑ	Ⓒ	Ⓓ	VE588099
e. Most parents and guardians have high expectations for student achievement.	Ⓐ	Ⓑ	Ⓒ	Ⓓ	VE588102
f. Most parents and guardians are involved in school activities.	Ⓐ	Ⓑ	Ⓒ	Ⓓ	VE588103
g. Most students respect other students.	Ⓐ	Ⓑ	Ⓒ	Ⓓ	VE588104
h. Most students respect teachers.	Ⓐ	Ⓑ	Ⓒ	Ⓓ	VE594606
i. Most students respect school property.	Ⓐ	Ⓑ	Ⓒ	Ⓓ	VE588107
j. Most students want to do well in school.	Ⓐ	Ⓑ	Ⓒ	Ⓓ	VE588109

3. To the best of your knowledge, how often does each of the following problems occur among twelfth-grade students in your school? Fill in **one** oval on each line.

	Never or hardly ever	A few times a year	Once or twice a month	Once or twice a week	Every day or almost every day	
a. Student in-class misbehavior	Ⓐ	Ⓑ	Ⓒ	Ⓓ	Ⓔ	VE592674
b. Vandalism	Ⓐ	Ⓑ	Ⓒ	Ⓓ	Ⓔ	VE592671
c. Theft	Ⓐ	Ⓑ	Ⓒ	Ⓓ	Ⓔ	VE592673
d. Student bullying	Ⓐ	Ⓑ	Ⓒ	Ⓓ	Ⓔ	VE592677
e. Physical abuse of students	Ⓐ	Ⓑ	Ⓒ	Ⓓ	Ⓔ	VE592676
f. Student verbal abuse of teachers	Ⓐ	Ⓑ	Ⓒ	Ⓓ	Ⓔ	VE592684
g. Student physical abuse of teachers	Ⓐ	Ⓑ	Ⓒ	Ⓓ	Ⓔ	VE592670
h. Student absenteeism	Ⓐ	Ⓑ	Ⓒ	Ⓓ	Ⓔ	VE592669
i. Drug and alcohol use by students	Ⓐ	Ⓑ	Ⓒ	Ⓓ	Ⓔ	VE592672

VE588195

4. Of the students in last year's graduating class, approximately what percentage is doing each of the following? Fill in **one** oval on each line.

	0-5%	6-10%	11-25%	26-50%	51-75%	Over 75%	I don't know.	
a. Attending a two-year college	<input type="radio"/> A	<input type="radio"/> B	<input type="radio"/> C	<input type="radio"/> D	<input type="radio"/> E	<input type="radio"/> F	<input type="radio"/> G	VE588197
b. Attending a four-year college	<input type="radio"/> A	<input type="radio"/> B	<input type="radio"/> C	<input type="radio"/> D	<input type="radio"/> E	<input type="radio"/> F	<input type="radio"/> G	VE589625
c. Attending a vocational-technical or business school	<input type="radio"/> A	<input type="radio"/> B	<input type="radio"/> C	<input type="radio"/> D	<input type="radio"/> E	<input type="radio"/> F	<input type="radio"/> G	VE588425
d. Working for pay	<input type="radio"/> A	<input type="radio"/> B	<input type="radio"/> C	<input type="radio"/> D	<input type="radio"/> E	<input type="radio"/> F	<input type="radio"/> G	VE588429
e. Serving in the military (excluding ROTC and military academies)	<input type="radio"/> A	<input type="radio"/> B	<input type="radio"/> C	<input type="radio"/> D	<input type="radio"/> E	<input type="radio"/> F	<input type="radio"/> G	VE588432

VE602153

5. Approximately what percentage of students in your twelfth-grade class has taken at least one course in each of the following programs? Fill in **one** oval on each line.

	None	1-5%	6-10%	11-25%	26-50%	Over 50%	
a. College Board Advanced Placement (AP [®]) course	<input type="radio"/> A	<input type="radio"/> B	<input type="radio"/> C	<input type="radio"/> D	<input type="radio"/> E	<input type="radio"/> F	VE602163
b. International Baccalaureate [®] (IB) program	<input type="radio"/> A	<input type="radio"/> B	<input type="radio"/> C	<input type="radio"/> D	<input type="radio"/> E	<input type="radio"/> F	VE602159

6. Approximately what percentage of students in this year’s graduating class has taken an academic course for dual credit?

(Dual credit is defined for this survey as a course or program where high school students can earn both high school and postsecondary credits for the same courses. Postsecondary institutions include public and private 2- or 4-year colleges or universities, community colleges, and technical or vocational schools. The dual credit options must either be legislated by your state or have an articulated or formal written agreement between your school and a postsecondary institution. Do NOT include Advanced Placement and International Baccalaureate® courses.)

- Ⓐ 0%
- Ⓑ 1–5%
- Ⓒ 6–10%
- Ⓓ 11–25%
- Ⓔ 26–50%
- Ⓕ 51–75%
- Ⓖ Over 75%

7. Approximately what percentage of your twelfth-grade students are in each of the following instructional programs? Fill in **one** oval on each line.

	0%	1–5%	6–10%	11–25%	26–50%	51–75%	76–90%	Over 90%	
a. General high school program	Ⓐ	Ⓑ	Ⓒ	Ⓓ	Ⓔ	Ⓕ	Ⓖ	Ⓗ	VB589010
b. College prep, academic, or specialized academic (such as science, mathematics, fine arts) program	Ⓐ	Ⓑ	Ⓒ	Ⓓ	Ⓔ	Ⓕ	Ⓖ	Ⓗ	VB589012
c. Vocational, technical, or business program	Ⓐ	Ⓑ	Ⓒ	Ⓓ	Ⓔ	Ⓕ	Ⓖ	Ⓗ	VB589015



8. Does your school offer tenure to teachers?

- Ⓐ Yes → *Go to Question 9.*
- Ⓑ No → *Skip to Question 10.*

9. Of the following categories of teachers who were full-time teachers at your school at the end of the last school year, what percentage stayed on as full-time teachers for this school year? Fill in **one** oval on each line.

	0–10%	11–25%	26–50%	51–75%	76–90%	Over 90%	
a. Nontenured teachers who had taught for at least one year	Ⓐ	Ⓑ	Ⓒ	Ⓓ	Ⓔ	Ⓕ	VE588765
b. Tenured teachers	Ⓐ	Ⓑ	Ⓒ	Ⓓ	Ⓔ	Ⓕ	VE588766

10. In the last school year, how many full-time teachers were new to your school?

If you answered 1 or any number greater than 1, *go to Question 11.*

If you answered 0, *skip to Question 12.*

VE592330

11. Of the full-time teachers who were new to your school last year, what percentage stayed on as full-time teachers for this school year?

- A 0–10%
- B 11–25%
- C 26–50%
- D 51–75%
- E 76–90%
- F Over 90%

VE588132

12. Last school year, approximately what percentage of students at your school enrolled after the first day of school?

- A 0%
- B 1–3%
- C 4–6%
- D 7–10%
- E 11–20%
- F Over 20%

VE592581

13. Last school year, approximately what percentage of students at your school left before the end of the school year?

- A 0%
- B 1–3%
- C 4–6%
- D 7–10%
- E 11–20%
- F Over 20%



14. During a typical week of school, what is the total number of regularly scheduled volunteers, including parents, working in the school?

- Ⓐ 0
- Ⓑ 1–5
- Ⓒ 6–10
- Ⓓ 11–15
- Ⓔ 16–25
- Ⓕ More than 25

15. Does your school offer any of the following services to students on a regular basis? Fill in ovals for **all** that apply.

- Ⓐ Career and technical education workshops
- Ⓑ Career counseling services or programs
- Ⓒ Job placement services
- Ⓓ Career days or job fairs
- Ⓔ Career or employment readiness workshops

16. Approximately what percentage of students in your school have parents or guardians who do each of the following activities? Fill in **one** oval on each line.

	Not applicable	0–10%	11–25%	26–50%	Over 50%
a. Volunteer regularly to help in the classroom or another part of the school	Ⓐ	Ⓑ	Ⓒ	Ⓓ	Ⓔ
b. Attend teacher–parent conferences	Ⓐ	Ⓑ	Ⓒ	Ⓓ	Ⓔ



Part III: Mathematics

1. Beginning with ninth grade, how many years (or Carnegie-unit equivalents) of course work in mathematics does your school or district require for graduation? VC315641

- A None
- B One-half year
- C One year
- D Two years
- E Three years
- F Four years
- G More than four years

2. Does your school give credit for online mathematics courses? VE592258

- A Yes
- B No

3. Are courses of at least one semester in length taught in your school in each of the following subjects? Fill in **one** oval on each line.

QK070745

- | | Yes | No | |
|---|---------------------------|---------------------------|----------|
| a. Pre-calculus or introductory analysis | <input type="radio"/> (A) | <input type="radio"/> (B) | VE592261 |
| b. Integrated mathematics 3 (third year of a multi-year course with a variety of topics) | <input type="radio"/> (A) | <input type="radio"/> (B) | VE608185 |
| c. Integrated mathematics 4 (fourth year of a multi-year course with a variety of topics) | <input type="radio"/> (A) | <input type="radio"/> (B) | VE608190 |
| d. Trigonometry | <input type="radio"/> (A) | <input type="radio"/> (B) | QK070750 |
| e. International Baccalaureate® (IB) Mathematics | <input type="radio"/> (A) | <input type="radio"/> (B) | VE592272 |
| f. Advanced Placement (AP®) Calculus AB | <input type="radio"/> (A) | <input type="radio"/> (B) | VE592274 |
| g. Advanced Placement (AP) Calculus BC | <input type="radio"/> (A) | <input type="radio"/> (B) | VE592275 |
| h. Calculus (other than Advanced Placement [AP] Calculus) | <input type="radio"/> (A) | <input type="radio"/> (B) | VE592266 |
| i. Advanced Placement (AP) Statistics | <input type="radio"/> (A) | <input type="radio"/> (B) | VE592276 |
| j. Probability and/or statistics (other than Advanced Placement [AP] Statistics) | <input type="radio"/> (A) | <input type="radio"/> (B) | VE592279 |
| k. Advanced Placement (AP) Computer Science A | <input type="radio"/> (A) | <input type="radio"/> (B) | VE592281 |
| l. Computer science (other than Advanced Placement [AP] Computer Science) | <input type="radio"/> (A) | <input type="radio"/> (B) | VE592286 |



4. Which of the following mathematics courses are required for high school graduation? Fill in **one** oval on each line.

VC194471

	Yes	No	
a. Algebra I	<input type="radio"/> A	<input type="radio"/> B	VC194472
b. Geometry	<input type="radio"/> A	<input type="radio"/> B	VC194473
c. Algebra II	<input type="radio"/> A	<input type="radio"/> B	VC194474
d. Statistics/Probability	<input type="radio"/> A	<input type="radio"/> B	VC194475
e. Integrated mathematics 1 (first year of a multi-year course with a variety of topics)	<input type="radio"/> A	<input type="radio"/> B	VE608212
f. Integrated mathematics 2 (second year of a multi-year course with a variety of topics)	<input type="radio"/> A	<input type="radio"/> B	VE608214
g. Integrated mathematics 3 (third year of a multi-year course with a variety of topics)	<input type="radio"/> A	<input type="radio"/> B	VE608217
h. Integrated mathematics 4 (fourth year of a multi-year course with a variety of topics)	<input type="radio"/> A	<input type="radio"/> B	VE608220
i. Other mathematics course (specify): _____ _____	<input type="radio"/> A	<input type="radio"/> B	VE610194

5. Are twelfth-grade students typically assigned to mathematics classes by ability and/or achievement levels (so that some instruction groups are higher in average mathematics ability and/or achievement levels than others)?

VE015155

- A Yes
- B No

VE634602

6. In addition to their regular classroom teacher, is there a mathematics resource teacher available (full- or part-time) to twelfth-grade students at your school?

- Ⓐ Yes, available full-time to twelfth-grade students → *Go to Question 7.*
- Ⓑ Yes, available part-time to twelfth-grade students → *Go to Question 7.*
- Ⓒ No → *Skip to Question 8.*

VE592295

7. To what extent are each of the following a responsibility of the mathematics resource teacher(s) available to twelfth-grade students at your school? Fill in **one** oval on each line.

	Not at all	Small extent	Moderate extent	Large extent	
a. Provide mathematics course-related support to individual students	Ⓐ	Ⓑ	Ⓒ	Ⓓ	VE592296
b. Provide mathematics course-related support to groups of students	Ⓐ	Ⓑ	Ⓒ	Ⓓ	VE592297
c. Provide mathematics remediation/intervention to individual students	Ⓐ	Ⓑ	Ⓒ	Ⓓ	VE592301
d. Provide mathematics remediation/intervention to groups of students	Ⓐ	Ⓑ	Ⓒ	Ⓓ	VE592299
e. Provide mathematics enrichment to individual students	Ⓐ	Ⓑ	Ⓒ	Ⓓ	VE592300
f. Provide mathematics enrichment to groups of students	Ⓐ	Ⓑ	Ⓒ	Ⓓ	VE592298

VE634605

8. Is there a mathematics coach available (full- or part-time) to twelfth-grade teachers at your school?

- Ⓐ Yes, available full-time to twelfth-grade teachers → *Go to Question 9.*
- Ⓑ Yes, available part-time to twelfth-grade teachers → *Go to Question 9.*
- Ⓒ No → *Skip to Question 10.*

9. To what extent are each of the following a responsibility of the mathematics coach(es) available to twelfth-grade teachers at your school? Fill in **one** oval on each line.

VE606830

	Not at all	Small extent	Moderate extent	Large extent	
a. Provide support/assistance about mathematics content or the teaching of mathematics to individual teachers	Ⓐ	Ⓑ	Ⓒ	Ⓓ	VE606842
b. Provide technical support/assistance to individual teachers	Ⓐ	Ⓑ	Ⓒ	Ⓓ	VE606848
c. Conduct professional development about mathematics or the teaching of mathematics for groups of teachers	Ⓐ	Ⓑ	Ⓒ	Ⓓ	VE606851

10. To what extent is your school's mathematics program structured according to the following resources? Fill in **one** oval on each line.

VC311202

	Not at all	Small extent	Moderate extent	Large extent	
a. State curriculum standards or frameworks	Ⓐ	Ⓑ	Ⓒ	Ⓓ	VC311204
b. District curriculum standards or curriculum guides	Ⓐ	Ⓑ	Ⓒ	Ⓓ	VC311209
c. Results from state/district assessments	Ⓐ	Ⓑ	Ⓒ	Ⓓ	VC311210
d. In-school curriculum frameworks and standards for learning	Ⓐ	Ⓑ	Ⓒ	Ⓓ	VC311211
e. Results from school assessments	Ⓐ	Ⓑ	Ⓒ	Ⓓ	VC311212
f. Recommendations from school mathematics department	Ⓐ	Ⓑ	Ⓒ	Ⓓ	VC311213
g. Discretion of individual teachers	Ⓐ	Ⓑ	Ⓒ	Ⓓ	VC311214
h. Commercially available programs	Ⓐ	Ⓑ	Ⓒ	Ⓓ	VE610098
i. Internet resources	Ⓐ	Ⓑ	Ⓒ	Ⓓ	VE610100

VE592303

11. Approximately what percentage of your school's classrooms has the following technological resources available for twelfth-grade mathematics instruction? Fill in **one** oval on each line.

	0%	1–25%	26–50%	51–75%	76–99%	100%	
a. Cable/satellite/closed-circuit television	<input type="radio"/> A	<input type="radio"/> B	<input type="radio"/> C	<input type="radio"/> D	<input type="radio"/> E	<input type="radio"/> F	VE592304
b. DVD player and DVDs	<input type="radio"/> A	<input type="radio"/> B	<input type="radio"/> C	<input type="radio"/> D	<input type="radio"/> E	<input type="radio"/> F	VE592305
c. Digital camera	<input type="radio"/> A	<input type="radio"/> B	<input type="radio"/> C	<input type="radio"/> D	<input type="radio"/> E	<input type="radio"/> F	VE592306
d. Videoconferencing equipment	<input type="radio"/> A	<input type="radio"/> B	<input type="radio"/> C	<input type="radio"/> D	<input type="radio"/> E	<input type="radio"/> F	VE592307
e. Scanner for images or text	<input type="radio"/> A	<input type="radio"/> B	<input type="radio"/> C	<input type="radio"/> D	<input type="radio"/> E	<input type="radio"/> F	VE592313
f. Digital projector (device, e.g., LCD, that connects to a computer to display presentations or demonstrate lessons)	<input type="radio"/> A	<input type="radio"/> B	<input type="radio"/> C	<input type="radio"/> D	<input type="radio"/> E	<input type="radio"/> F	VE592309
g. Internet	<input type="radio"/> A	<input type="radio"/> B	<input type="radio"/> C	<input type="radio"/> D	<input type="radio"/> E	<input type="radio"/> F	VE592311
h. Computer printer	<input type="radio"/> A	<input type="radio"/> B	<input type="radio"/> C	<input type="radio"/> D	<input type="radio"/> E	<input type="radio"/> F	VE592312
i. Handheld computer device (e.g., personal digital assistant)	<input type="radio"/> A	<input type="radio"/> B	<input type="radio"/> C	<input type="radio"/> D	<input type="radio"/> E	<input type="radio"/> F	VE592308
j. Graphing calculators	<input type="radio"/> A	<input type="radio"/> B	<input type="radio"/> C	<input type="radio"/> D	<input type="radio"/> E	<input type="radio"/> F	VE592310
k. Data collection sensors/probes (e.g., tools that connect a handheld device or graphing calculator and detect motion, pH, temperature, and light)	<input type="radio"/> A	<input type="radio"/> B	<input type="radio"/> C	<input type="radio"/> D	<input type="radio"/> E	<input type="radio"/> F	VE592319
l. Online applications	<input type="radio"/> A	<input type="radio"/> B	<input type="radio"/> C	<input type="radio"/> D	<input type="radio"/> E	<input type="radio"/> F	VE592323
m. Digital whiteboard (computerized display panel that responds to fingertip commands and creates a shared interactive space, akin to a traditional chalkboard)	<input type="radio"/> A	<input type="radio"/> B	<input type="radio"/> C	<input type="radio"/> D	<input type="radio"/> E	<input type="radio"/> F	VE592324

12. Approximately what percentage of students in this year's graduating class has enrolled in a distance education course for the following subjects? Fill in **one** oval on each line.

(Distance education courses are defined for this survey as credit-granting courses in which the teacher and student are in different locations. They can be delivered via audio, video, or Internet or other computer technologies. They may originate from your school or another entity.)

	0%	1-5%	6-10%	11-25%	26-50%	51-75%	Over 75%	
a. English/language arts	(A)	(B)	(C)	(D)	(E)	(F)	(G)	VE606857
b. Mathematics	(A)	(B)	(C)	(D)	(E)	(F)	(G)	VE606860
c. Social studies	(A)	(B)	(C)	(D)	(E)	(F)	(G)	VE606861
d. Science	(A)	(B)	(C)	(D)	(E)	(F)	(G)	VE606862
e. Computer science	(A)	(B)	(C)	(D)	(E)	(F)	(G)	VE606863
f. Foreign languages	(A)	(B)	(C)	(D)	(E)	(F)	(G)	VE606864
g. Career and technical/vocational	(A)	(B)	(C)	(D)	(E)	(F)	(G)	VE606865
h. Other (specify): _____	(A)	(B)	(C)	(D)	(E)	(F)	(G)	VE606866

VE606931

13. Approximately what percentage of students in this year's graduating class has enrolled in a mathematics academic course for dual credit taught at the following locations? Fill in **one** oval on each line.

(Dual credit is defined for this survey as a course or program where high school students can earn both high school and postsecondary credits for the same courses. Postsecondary institutions include public and private 2- or 4-year colleges or universities, community colleges, and technical or vocational schools. The dual credit options must either be legislated by your state or have an articulated or formal written agreement between your school and a postsecondary institution. Do NOT include Advanced Placement and International Baccalaureate® courses.)

	0%	1-5%	6-10%	11-25%	26-50%	51-75%	Over 75%	
a. On your high school campus	(A)	(B)	(C)	(D)	(E)	(F)	(G)	VE606942
b. On a postsecondary campus	(A)	(B)	(C)	(D)	(E)	(F)	(G)	VE606947
c. Through distance learning (Internet)	(A)	(B)	(C)	(D)	(E)	(F)	(G)	VE606948
d. Other (specify): _____	(A)	(B)	(C)	(D)	(E)	(F)	(G)	VE606950

VE606954

14. Approximately what percentage of students in this year's graduating class has enrolled in a career and technical/vocational course for dual credit taught at the following locations? Fill in **one** oval on each line.

(Dual credit is defined for this survey as a course or program where high school students can earn both high school and postsecondary credits for the same courses. Postsecondary institutions include public and private 2- or 4-year colleges or universities, community colleges, and technical or vocational schools. The dual credit options must either be legislated by your state or have an articulated or formal written agreement between your school and a postsecondary institution. Do NOT include Advanced Placement and International Baccalaureate® courses.)

	0%	1-5%	6-10%	11-25%	26-50%	51-75%	Over 75%	
a. On your high school campus	(A)	(B)	(C)	(D)	(E)	(F)	(G)	VE606957
b. On a postsecondary campus	(A)	(B)	(C)	(D)	(E)	(F)	(G)	VE606958
c. Through distance learning (Internet)	(A)	(B)	(C)	(D)	(E)	(F)	(G)	VE606960
d. Other (specify): _____	(A)	(B)	(C)	(D)	(E)	(F)	(G)	VE606963

Part IV: Reading

1. During the last two years, to what extent have professional development activities offered to teachers in your school focused on the following? Fill in **one** oval on each line.

	Not at all	Small extent	Moderate extent	Large extent	
a. Use of language arts across the curriculum	<input type="radio"/> A	<input type="radio"/> B	<input type="radio"/> C	<input type="radio"/> D	VB380370
b. Interpreting and analyzing literature	<input type="radio"/> A	<input type="radio"/> B	<input type="radio"/> C	<input type="radio"/> D	VB380371
c. Interpreting and analyzing informational texts	<input type="radio"/> A	<input type="radio"/> B	<input type="radio"/> C	<input type="radio"/> D	VE634273
d. Understanding the process of reading or writing	<input type="radio"/> A	<input type="radio"/> B	<input type="radio"/> C	<input type="radio"/> D	VB380373
e. Use of rubrics to evaluate student work	<input type="radio"/> A	<input type="radio"/> B	<input type="radio"/> C	<input type="radio"/> D	VE634274
f. Instructional strategies for teaching language arts	<input type="radio"/> A	<input type="radio"/> B	<input type="radio"/> C	<input type="radio"/> D	VB380374
g. Effective use of technology in English/language arts instruction	<input type="radio"/> A	<input type="radio"/> B	<input type="radio"/> C	<input type="radio"/> D	VE589137

2. Is there a reading specialist available (full- or part-time) to twelfth-grade students at your school? Fill in **one** oval on each line.

- A Yes, available full-time to twelfth-grade students → *Go to Question 3.*
- B Yes, available part-time to twelfth-grade students → *Go to Question 3.*
- C No → *Skip to Question 4.*

3. To what extent are each of the following a responsibility of the reading specialist(s) available to twelfth-grade students at your school? Fill in **one** oval on each line.

VE590205

Not at all **Small extent** **Moderate extent** **Large extent**

a. Provide English/language arts instruction to students on various topics

(A) (B) (C) (D)

VE590210

b. Provide English/language arts instruction to students at various ability levels

(A) (B) (C) (D)

VE590209

4. Is there a literacy coach available (full- or part-time) to twelfth-grade teachers at your school? Fill in **one** oval on each line.

VE634400

- (A) Yes, available full-time to twelfth-grade teachers → *Go to Question 5.*
- (B) Yes, available part-time to twelfth-grade teachers → *Go to Question 5.*
- (C) No → *Skip to Question 6.*

5. To what extent are each of the following a responsibility of the literacy coach(es) available to twelfth-grade teachers at your school? Fill in **one** oval on each line.

VE602238

Not at all **Small extent** **Moderate extent** **Large extent**

a. Provide assistance/support to individual teachers about English/language arts content or the teaching of English/language arts

(A) (B) (C) (D)

VE602240

b. Conduct professional development for groups of teachers about English/language arts content or the teaching of English/language arts

(A) (B) (C) (D)

VE602243



6. To what extent is your school's English/language arts program structured according to the following resources? Fill in **one** oval on each line.

VC191175

	Not at all	Small extent	Moderate extent	Large extent	
a. State curriculum standards or frameworks	Ⓐ	Ⓑ	Ⓒ	Ⓓ	VC191181
b. District curriculum standards or curriculum guides	Ⓐ	Ⓑ	Ⓒ	Ⓓ	VC191182
c. Results from state/district assessments	Ⓐ	Ⓑ	Ⓒ	Ⓓ	VC191185
d. In-school curriculum frameworks and standards for learning	Ⓐ	Ⓑ	Ⓒ	Ⓓ	VC191187
e. Results from school assessments	Ⓐ	Ⓑ	Ⓒ	Ⓓ	VC191188
f. Recommendations from school reading/language arts department	Ⓐ	Ⓑ	Ⓒ	Ⓓ	VC191191
g. Discretion of individual teachers	Ⓐ	Ⓑ	Ⓒ	Ⓓ	VC191194
h. Commercially designed programs	Ⓐ	Ⓑ	Ⓒ	Ⓓ	VC191195
i. Internet resources	Ⓐ	Ⓑ	Ⓒ	Ⓓ	VE602360

7. To what extent does your school's twelfth-grade English/language arts curriculum focus on preparation for the following types of assessments? Fill in **one** oval on each line.

VE015294

	Not at all	Small extent	Moderate extent	Large extent	
a. Federally mandated assessments	Ⓐ	Ⓑ	Ⓒ	Ⓓ	VE015295
b. State assessments	Ⓐ	Ⓑ	Ⓒ	Ⓓ	VE015298
c. District assessments	Ⓐ	Ⓑ	Ⓒ	Ⓓ	VE015299
d. School assessments	Ⓐ	Ⓑ	Ⓒ	Ⓓ	VE015300

VE590243


8. In addition to English/language arts teachers, does your school have the following personnel to assist with English/language arts class instruction for twelfth-grade students with disabilities (SD)? Fill in **one** oval on each line.

- | | Yes | No | |
|---|-------------------------|-------------------------|----------|
| a. Special Education teachers (and related service providers) | <input type="radio"/> A | <input type="radio"/> B | VE590244 |
| b. Reading specialists or literacy coaches | <input type="radio"/> A | <input type="radio"/> B | VE590245 |
| c. Speech pathologists | <input type="radio"/> A | <input type="radio"/> B | VE590246 |
| d. Paraprofessionals or teacher aides who are trained to work with students with disabilities | <input type="radio"/> A | <input type="radio"/> B | VE590248 |
| e. Paraprofessionals or teacher aides who are not trained to work with students with disabilities | <input type="radio"/> A | <input type="radio"/> B | VE590249 |
| f. Other staff not trained to work with students with disabilities | <input type="radio"/> A | <input type="radio"/> B | VE590250 |
| g. Parent volunteers | <input type="radio"/> A | <input type="radio"/> B | VE590251 |

VE627500

9. In addition to English/language arts teachers, does your school have the following personnel to assist with English/language arts class instruction for twelfth-grade English language learners (ELL)? Fill in **one** oval on each line.

- | | Yes | No | |
|---|-------------------------|-------------------------|----------|
| a. Reading specialists or literacy coaches | <input type="radio"/> A | <input type="radio"/> B | VE627512 |
| b. Speech pathologists | <input type="radio"/> A | <input type="radio"/> B | VE627514 |
| c. Certified ELL/bilingual education teachers | <input type="radio"/> A | <input type="radio"/> B | VE627524 |
| d. Paraprofessionals or teacher aides who are trained to work with students who are ELL | <input type="radio"/> A | <input type="radio"/> B | VE627532 |
| e. Paraprofessionals or teacher aides who are not trained to work with students who are ELL | <input type="radio"/> A | <input type="radio"/> B | VE627536 |
| f. Other staff not trained to work with students who are ELL | <input type="radio"/> A | <input type="radio"/> B | VE627541 |
| g. Parent volunteers | <input type="radio"/> A | <input type="radio"/> B | VE627546 |



10. Does your school offer online English/language arts courses for credit?

VC311868

Yes

No

11. Are courses of at least one semester in length taught in your school in each of the following subjects? Fill in **one** oval on each line.

VE015316

Yes

No

a. Advanced Placement English Language and Composition

VE015317

b. Advanced Placement English Literature and Composition

VE015319

c. English language and composition (beyond an introductory course)

VE590257

d. English literature and composition (beyond an introductory course)

VE590260

e. International Baccalaureate® Language A1

VE590261

12. Approximately what percentage of students in this year’s graduating class has enrolled in an English/language arts academic course for dual credit taught at the following locations? Fill in **one** oval on each line.

(Dual credit is defined for this survey as a course or program where high school students can earn both high school and postsecondary credits for the same courses. Postsecondary institutions include public and private 2- or 4-year colleges or universities, community colleges, and technical or vocational schools. The dual credit options must either be legislated by your state or have an articulated or formal written agreement between your school and a postsecondary institution. Do NOT include Advanced Placement and International Baccalaureate® courses.)

	0%	1-5%	6-10%	11-25%	26-50%	51-75%	Over 75%	
a. On your high school campus	(A)	(B)	(C)	(D)	(E)	(F)	(G)	VE634841
b. On a postsecondary campus	(A)	(B)	(C)	(D)	(E)	(F)	(G)	VE634842
c. Through distance learning (Internet)	(A)	(B)	(C)	(D)	(E)	(F)	(G)	VE634843
d. Other (specify): _____	(A)	(B)	(C)	(D)	(E)	(F)	(G)	VE634845

