

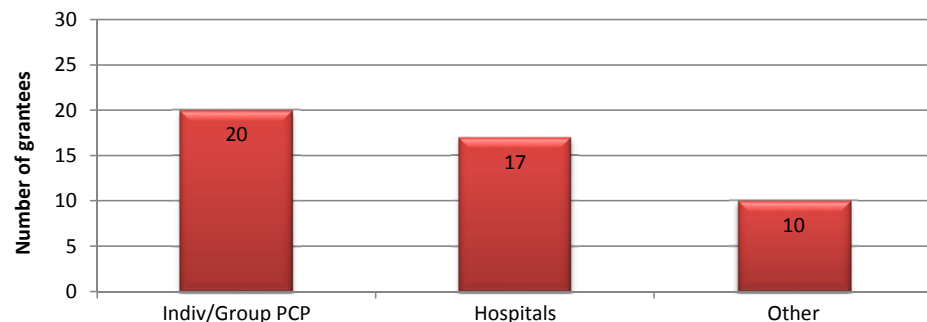
BCCEDP Implementation Report

CODE	PROGRAM	DATE	CONSULTANT
AA	Andalucia	10/25/2013	Rice

A. SCREENING PROVISION

Table A1. Number of Provider Sites or Clinics

Graph A1. Provider Site Contracts - Aggregate (n=29)



Graph A2: Provider Site Contracts

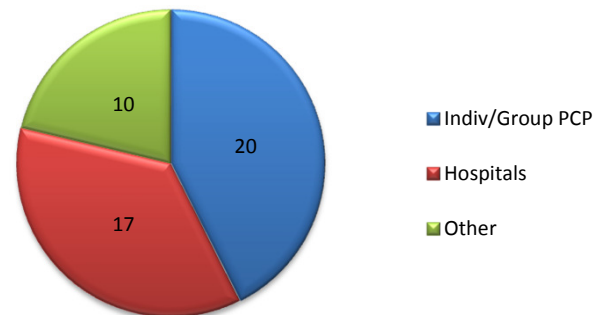


Table A2. Resources for Treatment

	Cancer centers	Charity care at hospitals	Individual doctors	Other programs for indigent	Other partners (e.g. ACS)	Fundraising/ Philanthropy groups	Other
AA	Yes	Yes	No	No	No	Yes	Yes
Aggregate (n=29)	14	15	7	7	4	5	11

Table A3. Professional Development/Provider Education (PD/PE) Activities

	Distribute Provider Education Materials (n=21)				Provide continuing medical education	Distribute clinical guidelines	Provide other PD/PE
	Brochures	Education outreach visits/ webcasts	Physician toolkits or programs	Other physician education materials			
AA	No	Yes	No	Yes	Yes	Yes	No
Aggregate (n=29)	14	15	12	11	13	26	9

Table A4. Quality Assurance/Quality Improvement Activities

	Academic detailing	Collecting and monitoring clinical data	Performance monitoring reports
AA	Yes	Yes	Yes
Aggregate (n=29)	6	13	15

Graphs represent data for all grantees combined. The titles are in a gray bar to denote aggregate data.
 Tables represent data for a specific grantee. The titles are in a blue bar to denote grantee-specific data.
 Aggregate data are presented only as reference and are not meant for direct comparison.

BCCEDP Implementation Report

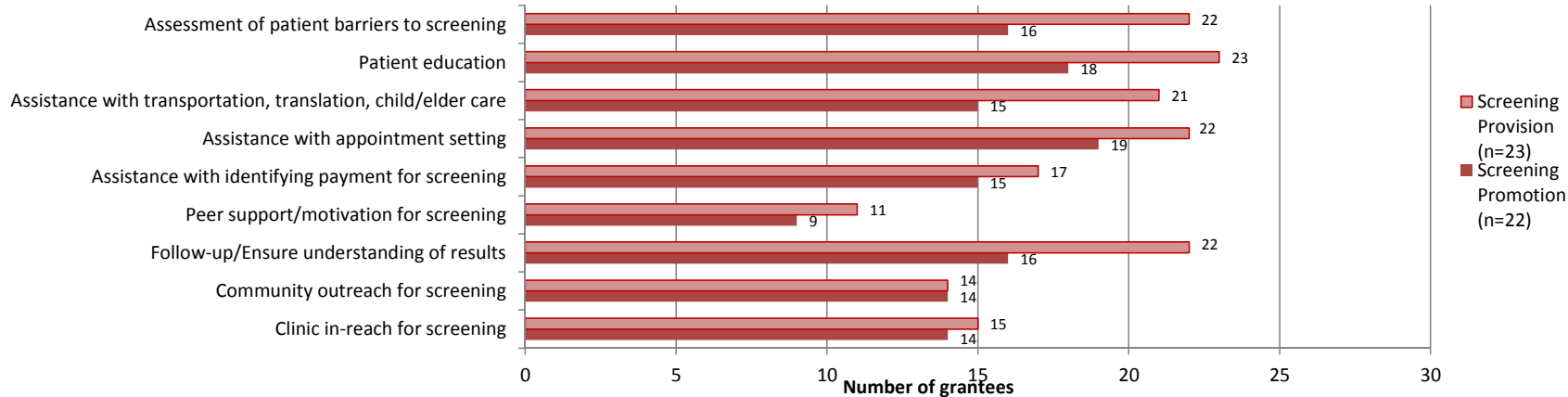
CODE	PROGRAM	DATE	CONSULTANT
AA	Andalucia	10/25/2013	Rice

B. PATIENT NAVIGATION - Screening Provision & Promotion

Table B1. Patient Navigation Activities	Screening Provision	Screening Promotion
Assessment of patient barriers to screening	Yes	Yes
Patient education	Yes	Yes
Assistance with transportation, translation, child/elder care	Yes	Yes
Assistance with appointment setting	Yes	No
Assistance with identifying payment for screening	Yes	Yes
Peer support/motivation for screening	Yes	Yes
Follow-up/Ensure understanding of results	Yes	No
Community outreach for screening	Yes	Yes
Clinic in-reach for screening	Yes	No

Table B2. Number of Navigators and Sites		
	Provision	Promotion
Use patient navigators?	Yes	Yes
# navigators	4	2
# FTEs	1	1
# sites/clinics	2	1

Graph B1: Patient Navigation Activities to Support Screening Provision and Promotion - Aggregate



Comment Box:

BCCEDP Implementation Report

CODE	PROGRAM	DATE	CONSULTANT
AA	Andalucia	10/25/2013	Rice

C. SCREENING PROMOTION

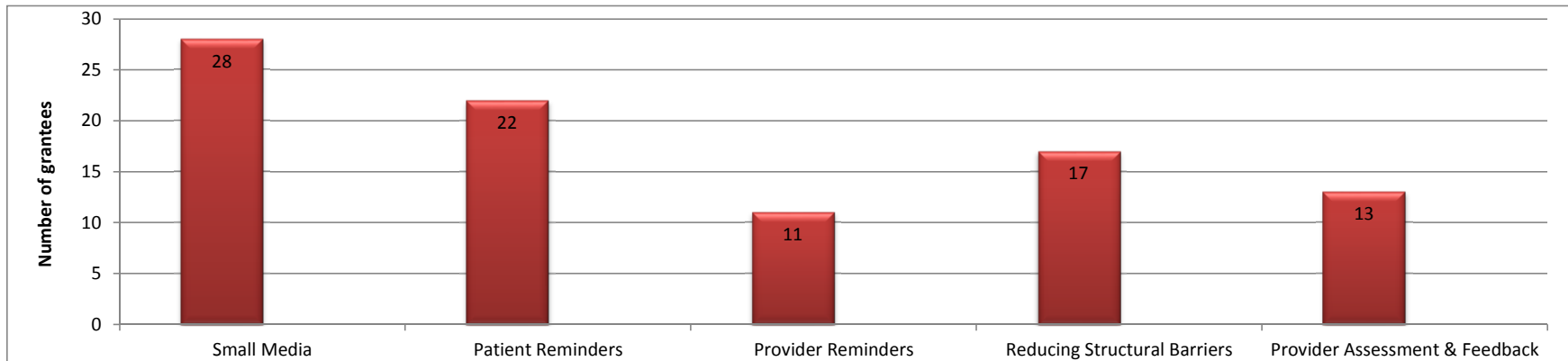
Table C1. Use of Evidence-Based Interventions (EBIs) for Screening Promotion

Small Media	Patient/Client Reminders	Provider Reminders	Reducing Structural Barriers	Provider Assessment & Feedback
Yes	Yes	No	Yes	No

Table C2. Ease of Implementation of EBIs

Small Media	Patient/Client Reminders	Provider Reminders	Reducing Structural Barriers	Provider Assessment & Feedback
Very easy	Somewhat easy	N/A	Somewhat difficult	N/A

Graph C1. Grantees Using EBIs - Aggregate (n=29)



Comment Box:

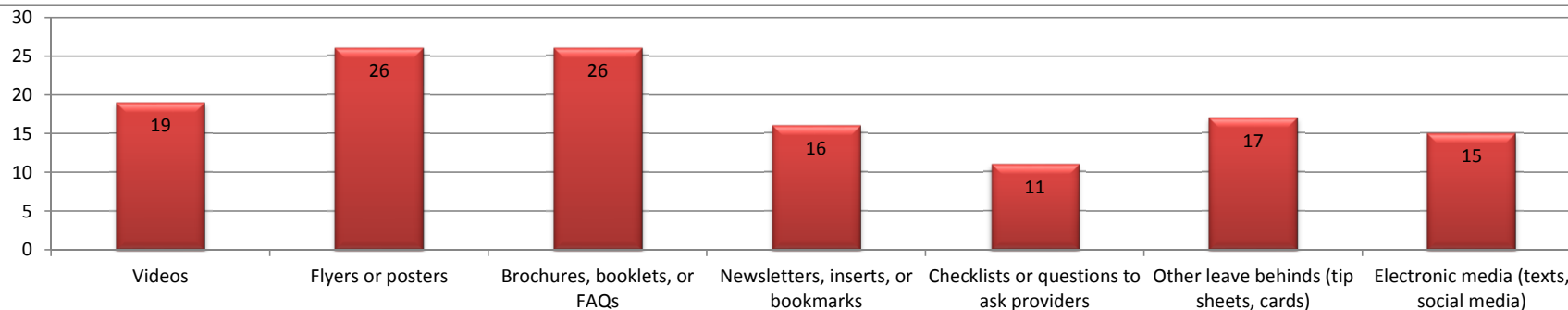
BCCEDP Implementation Report

CODE	PROGRAM	DATE	CONSULTANT
AA	Andalucia	10/25/2013	Rice

C1. SMALL MEDIA

Table C1.1. Small Media Partnership Information		Table C1.2. Small Media Key Partner	
Number of partners	More than 10 organizations	Partner name	PET Associates
Implementation lead	Co-Lead	Type of organization	Professional Organization
		Type of relationship	Memo of Understanding (MOU)/Memo of Agreement (MOA)
		When established	After the BCCEDP was funded
		Primary population served	African-American, American Indian/Alaska Native, Asian, Hawaiian/Pacific Islander, Hispanic/Latino, White, Rural, Urban, Low-income, Employees, Gay, lesbian, bisexual, transgendered (GLBT), Patients or customers (e.g., Medicare/Medicaid subscribers), Physicians and other health care workers, Uninsured

Graph C1.1. Small Media Use - Aggregate (n=28 grantees reporting small media use)



Comment Box:

BCCEDP Implementation Report

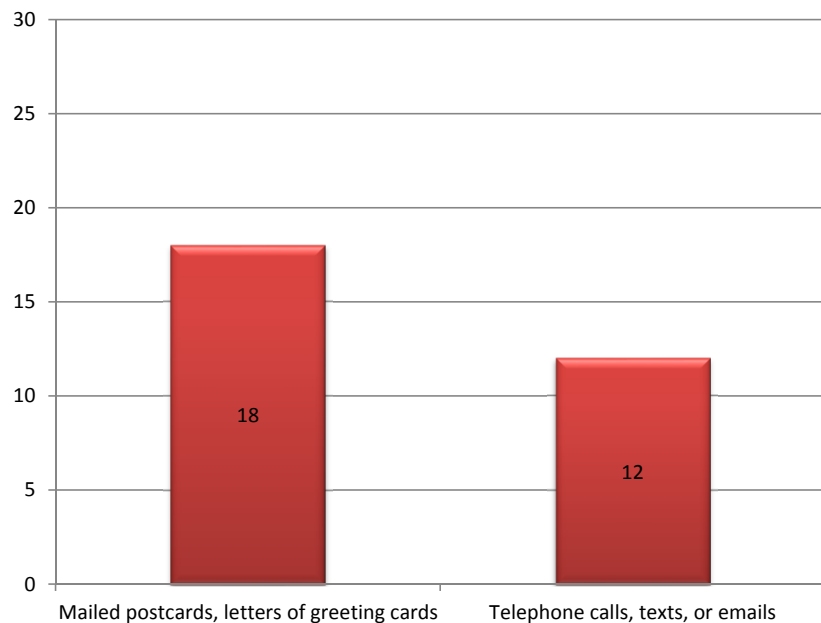
CODE	PROGRAM	DATE	CONSULTANT
AA	Andalucia	10/25/2013	Rice

C2. PATIENT/CLIENT REMINDERS

Table C2.1. Patient/Client Reminders Partner Information		Table C2.2. Patient/Client Reminders Key Partner	
Number of partners	Between 2-5 organizations	Partner name	Not provided
Implementation lead	My BCCEDP	Type of organization	Advocacy group/ CBO/Community or health coalition
		Type of relationship	Informal
		When established	After the BCCEDP was funded
		Primary population served	African-American, Asian, Hispanic/Latino, White, Rural, Urban, Low-income, Uninsured

Table C2.3. Use of Patient/Client Reminders		
Reminder Type	In Use?	Sites Using this Type
Mailed postcards, letters of greeting cards	Yes	Individual physician's office, FQHC, My BCCEDP program
Telephone calls, texts, or emails	Yes	Individual physician's office, FQHC, My BCCEDP program

Graph C2.1. Patient/Client Reminder Use - Aggregate (n=22 grantees reporting patient/client reminder use)



Comment Box:

BCCEDP Implementation Report

CODE	PROGRAM	DATE	CONSULTANT
AA	Andalucia	10/25/2013	Rice

C3. PROVIDER REMINDERS

Table C3.1. Provider Reminders Partnership Information

Number of partners	N/A
Implementation lead	N/A

Table C3.2. Provider Reminders Key Partner

Partner name	N/A
Type of organization	N/A
Type of relationship	N/A
When established	N/A
Primary population served	N/A