

Gmail - Inbox - samplmind@gmail.com Google Reader (154)

**FEMA | Federal Emergency Management Agency**

OMB No. 1660- EXPIRATION DATE:

**BURDEN DISCLOSURE NOTICE**  
 Public reporting burden for the State Preparedness Report is estimated to average 66 hours per response. The burden estimate includes the time for reviewing instructions, searching existing data sources, gathering and maintaining the data needed, and completing and submitting the survey. This collection of information is mandatory. You are not required to respond to this collection of information unless it displays a valid OMB control number near the title of the electronic collection instrument, or for on-line applications, on the first screen viewed by the respondents. Send comments regarding the accuracy of the burden estimate and any suggestions for reducing the burden to: Information Collections Management, Department of Homeland Security, Federal Emergency Management Agency, 500 C Street, SW, Washington, DC 20472, Paperwork Reduction Project (1660-XXXX) NOTE: Do not send your completed survey to this address.

### State Preparedness Report

**Sign In**

User ID

Password

**Problems Signing In?**  
 Please contact the FEMA ISSAIC office by phone at 703-555-5555.

**PRIVACY ACT STATEMENT**

**AUTHORITY:** The Post-Katrina Emergency Management Reform Act of 2006 (PKEMRA); Public Law 109-205, as amended by the Public Law 110-53, the Implementing Recommendations of the 9/11 Commission Act of 2007.

**PRINCIPAL PURPOSE(S):** This information is being collected for the primary purpose of user access to the State Preparedness Report System which is used to facilitate the state preparedness reporting requirements of PKEMRA.

**ROUTINE USE(S):** The information on this form may be disclosed as generally permitted under 5 U.S.C. § 552a(b) of the Privacy Act of 1974, as amended. This includes using this information as necessary and authorized by the routine uses published in DHS/FEMA – 004 Department of Homeland Security General Information Technology Access Account Records System of Records (September 29, 2009, 74 FR 49882); and upon written request, by agreement, or as required by law.

**DISCLOSURE:** The disclosure of information on this form is voluntary; however, failure to provide the information requested may delay or prevent access to the SPR System resulting in inaccurate or incomplete reporting to the U.S. Government.

Federal Government End Use Provisions  
 By using this site, you agree to the terms of this Policy. Lorem ipsum dolor sit amet, consectetur adipiscing elit, sed do eiusmod tempor incididunt ut labore et dolore magna aliqua. Ut enim ad minim veniam, quis nostrud exercitation ullamco laboris nisi ut aliquip ex ea commodo consequat. Duis aute irure dolor in reprehenderit in voluptate velit esse cillum dolore eu fugiat nulla pariatur. Excepteur sint occaecat cupidatat non proident, sunt in culpa qui officia deserunt mollit anim id est laborum.\*

**FEMA | SPR Survey** Contact Us :: Sign Out

Home Survey/Assessment Reports Admin Help

**Survey Navigation** << Back Save Next >>

Progress Summary  
 Supporting Documents  
 Pre-Assessment Questions  
**Select Hazards**  
 Select Capabilities  
 Crosswalk Summary  
 Capability Assessment  
 Hazard 1  
 Cap4  
  
 Post-Assessment Questions  
 Feedback Form

**State of New Jersey's 2010 Assessment Progress**

**Generate Capability Assessment Reports**  
 Executive Report (PDF, Word)  
 SPR Report (PDF, Word)  
 Detailed Report (PDF, Word)  
 Mission Report (PDF, Word)  
 Sub-Jurisdiction Comparison Report (PDF, Word)

### Select Hazards

State of New Jersey's 2010 Assessment  
 For each applicable hazard please select the target severity level.

<input type="checkbox"/> Hazard 1	Level 0 - Description
<input type="checkbox"/> Hazard 2	Level 1 - Description
<input type="checkbox"/> Hazard 3	Level 2 - Description
<input type="checkbox"/> Hazard 4	Level 3 - Description
<input type="checkbox"/> Hazard 5	Level 4 - Description
<input type="checkbox"/> Hazard 6	Level 5 - Description
<input type="checkbox"/> Hazard 7	Not Applicable
<input type="checkbox"/> Hazard 8	Level 0 - Description
<input type="checkbox"/> Hazard 9	Level 1 - Description
<input type="checkbox"/> Hazard 10	Level 2 - Description
<input type="checkbox"/> Hazard 11	Level 3 - Description
<input type="checkbox"/> Hazard 12	Level 4 - Description

**Sub Jurisdiction Levels**

NY Suburbs North	Level 1
NY Suburbs South	Level 2
Philly Suburbs	Level 3
North West	Level 4
The Shore	Level 5
Central West	Not Applicable

<< Back Save Next >>

© Copyright FEMA 2010 All rights Reserved

Survey Navigation

- Progress Summary
- Supporting Documents
- Pre-Assessment Questions
- Select Hazards
- Select Capabilities
- Capability Assessment
- Hazard 1
- Cap4
- Go
- Post-Assessment Questions
- Feedback Form

State of New Jersey's 2010 Assessment  
 Progress  60%

- General Capability Assessment Reports
- Executive Report (PDF, Word)
  - SPR Report (PDF, Word)
  - Detailed Report (PDF, Word)
  - Mission Report (PDF, Word)
  - Sub-Jurisdiction Comparison Report (PDF, Word)

Select Capabilities: Step 1 of 4

<< Back Save Next >>

State of New Jersey's 2010 Assessment

For each of these first 7 hazards please select associated capabilities. Then click next to set the capabilities for the next 7 hazards. Mouse over cells to see which subjurisdictions also selected that combination.

Indicates a sub-jurisdiction selected this combination

Displaying 5 of 26 Selected Hazards

	Hazard 1 Level 3	Hazard 2 Level 1	Hazard 3 Level 0	Hazard 4 Level 5	Hazard 5 Level 3
Common Target Capabilities					
Prevention Mission Area					
Protect Mission Area					
Response Mission Area					
On-Site Incident Management	<input checked="" type="checkbox"/>	<input type="checkbox"/>	<input type="checkbox"/>	<input type="checkbox"/>	<input type="checkbox"/>
Emergency Operations Center Management	<input type="checkbox"/>	<input type="checkbox"/>	<input type="checkbox"/>	<input type="checkbox"/>	<input type="checkbox"/>
Critical Resource Logistics & Distribution	<input type="checkbox"/>	<input type="checkbox"/>	<input type="checkbox"/>	<input type="checkbox"/>	<input type="checkbox"/>
Volunteer Management & Donations	<input type="checkbox"/>	<input checked="" type="checkbox"/>	<input type="checkbox"/>	<input type="checkbox"/>	<input type="checkbox"/>
Responder Safety & Health	<input type="checkbox"/>	<input type="checkbox"/>	<input type="checkbox"/>	<input type="checkbox"/>	<input type="checkbox"/>
Emergency Public Safety & Security Response	<input type="checkbox"/>	<input type="checkbox"/>	<input checked="" type="checkbox"/>	<input checked="" type="checkbox"/>	<input type="checkbox"/>
Animal Disease Emergency Support	<input type="checkbox"/>	<input type="checkbox"/>	<input type="checkbox"/>	<input type="checkbox"/>	<input type="checkbox"/>
Environmental Health	<input checked="" type="checkbox"/>	<input type="checkbox"/>	<input type="checkbox"/>	<input type="checkbox"/>	<input type="checkbox"/>
Explosive Device Response Operations	<input type="checkbox"/>	<input type="checkbox"/>	<input type="checkbox"/>	<input type="checkbox"/>	<input type="checkbox"/>
Fire Incident Response Support	<input type="checkbox"/>	<input type="checkbox"/>	<input type="checkbox"/>	<input type="checkbox"/>	<input checked="" type="checkbox"/>
WMD & HazMat Response & Decontamination	<input type="checkbox"/>	<input checked="" type="checkbox"/>	<input type="checkbox"/>	<input type="checkbox"/>	<input type="checkbox"/>
Citizen Evacuation and Shelter-in-Place	<input type="checkbox"/>	<input type="checkbox"/>	<input type="checkbox"/>	<input type="checkbox"/>	<input type="checkbox"/>
Isolation and Quarantine	<input type="checkbox"/>	<input type="checkbox"/>	<input type="checkbox"/>	<input type="checkbox"/>	<input type="checkbox"/>
Search and Rescue (Land-Based)	<input type="checkbox"/>	<input type="checkbox"/>	<input type="checkbox"/>	<input type="checkbox"/>	<input type="checkbox"/>
Emergency Public Information and Warning	<input type="checkbox"/>	<input type="checkbox"/>	<input type="checkbox"/>	<input type="checkbox"/>	<input type="checkbox"/>
Emergency Triage and Pre-hospital Treatment	<input type="checkbox"/>	<input type="checkbox"/>	<input checked="" type="checkbox"/>	<input type="checkbox"/>	<input type="checkbox"/>
Medical Surge	<input type="checkbox"/>	<input type="checkbox"/>	<input type="checkbox"/>	<input type="checkbox"/>	<input type="checkbox"/>
Medical Supplies Management and Distribution	<input checked="" type="checkbox"/>	<input type="checkbox"/>	<input type="checkbox"/>	<input type="checkbox"/>	<input checked="" type="checkbox"/>
Mass Prophylaxis	<input type="checkbox"/>	<input type="checkbox"/>	<input type="checkbox"/>	<input type="checkbox"/>	<input type="checkbox"/>
Mass Care (Shelter, Food, & Related Services)	<input type="checkbox"/>	<input type="checkbox"/>	<input type="checkbox"/>	<input type="checkbox"/>	<input type="checkbox"/>
Fatality Management	<input type="checkbox"/>	<input type="checkbox"/>	<input type="checkbox"/>	<input type="checkbox"/>	<input type="checkbox"/>
Recover Mission Area					

<< Back Save Next >>

### Survey Navigation

Progress Summary  
Supporting Documents  
Pre-Assessment Questions  
Select Hazards  
Select Capabilities  
Crosswalk Summary

### Capability Assessment

Hazard 1:   
Cap4:

Post-Assessment Questions  
Feedback Form

### State of New Jersey's 2010 Assessment Progress

60%

**Generate Capability Assessment Reports**

Executive Report (PDF, Word)  
SPR Report (PDF, Word)  
Detailed Report (PDF, Word)  
Mission Report (PDF, Word)  
Sub-Jurisdiction Comparison Report (PDF, Word)

## Capability Assessment


State of New Jersey's 2010 Assessment


Instructions: For this Capability and Hazard please select a current level per area. Please use the Clarifying and Narrative fields to justify your current level selection


Hazard: **Earthquake**  
Capability: **Planning**

Solution Area	Current Level	Notes
1. Planning	<input type="text" value="Level 1"/>	<input type="button" value="Clarifying"/> <input type="button" value="Narrative"/> <input type="button" value="Notes"/> Enter Text here and more text Below
2. Organization	<input type="text" value="Level 1"/>	<input type="button" value="Clarifying"/> <input type="button" value="Narrative"/> <input type="button" value="Notes"/> Enter Text here and more text Below
3. Personnel	<input type="text" value="Level 1"/>	<input type="button" value="Clarifying"/> <input type="button" value="Narrative"/> <input type="button" value="Notes"/> Enter Text here and more text Below
4. Exercise	<input type="text" value="Level 1"/>	<input type="button" value="Clarifying"/> <input type="button" value="Narrative"/> <input type="button" value="Notes"/> Enter Text here and more text Below
5. Training	<input type="text" value="Level 1"/>	<input type="button" value="Clarifying"/> <input type="button" value="Narrative"/> <input type="button" value="Notes"/> Enter Text here and more text Below
6. Equipment	<input type="text" value="Level 1"/>	<input type="button" value="Clarifying"/> <input type="button" value="Narrative"/> <input type="button" value="Notes"/> Enter Text here and more text Below

<< Back | Save | Next >>







**Survey Navigation**

- Progress Summary
- Supporting Documents
- Pre-Assessment Questions
- Select Hazards
- Select Capabilities
- Crosswalk Summary
- Capability Assessment**
- Post-Assessment Questions
- Feedback Form

**State of New Jersey's 2010 Assessment Progress**

60%

**Generate Capability Assessment Reports**

- Executive Report (PDF, Word)
- SPR Report (PDF, Word)
- Detailed Report (PDF, Word)
- Mission Report (PDF, Word)
- Sub-Jurisdiction Comparison Report (PDF, Word)

### Capability Assessment

<< Back   Save   Next >>

**State of New Jersey's 2010 Assessment**

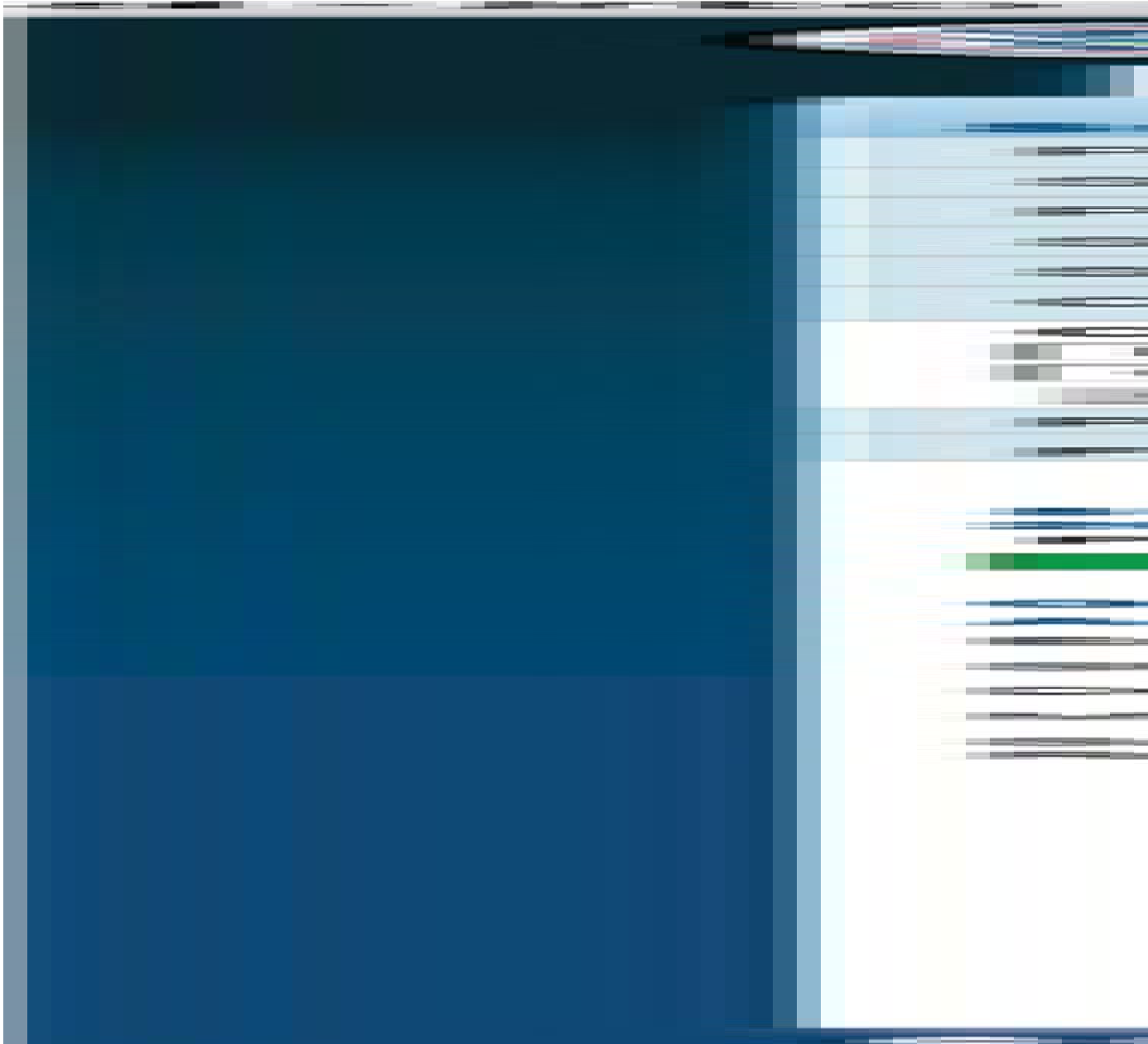
Instructions: For this Capability and Hazard please select a current level per area. Please use the Clarifying and Narrative fields to justify your current level selection

**Hazard:** Earthquake

**Capability:** Intelligence and Information Sharing and Dissemination

Solution Area	Current Level	Notes
1. Planning	Level 1	<div style="display: flex; justify-content: space-between;"> <span>Clarifying</span> <span>Narrative</span> <span>Notes</span> </div> <div style="border: 1px solid #ccc; padding: 5px; min-height: 40px;">                     Enter Text here and more text Below                 </div>
2. Organization	Level 1	<div style="display: flex; justify-content: space-between;"> <span>Clarifying</span> <span>Narrative</span> <span>Notes</span> </div> <div style="border: 1px solid #ccc; padding: 5px; min-height: 40px;">                     Enter Text here and more text Below                 </div>
3. Personnel	Level 1	<div style="display: flex; justify-content: space-between;"> <span>Clarifying</span> <span>Narrative</span> <span>Notes</span> </div> <div style="border: 1px solid #ccc; padding: 5px; min-height: 40px;">                     Enter Text here and more text Below                 </div>
4. Exercise	Level 1	<div style="display: flex; justify-content: space-between;"> <span>Clarifying</span> <span>Narrative</span> <span>Notes</span> </div> <div style="border: 1px solid #ccc; padding: 5px; min-height: 40px;">                     Enter Text here and more text Below                 </div>
5. Training	Level 1	<div style="display: flex; justify-content: space-between;"> <span>Clarifying</span> <span>Narrative</span> <span>Notes</span> </div> <div style="border: 1px solid #ccc; padding: 5px; min-height: 40px;">                     Enter Text here and more text Below                 </div>
6. Equipment	Level 1	<div style="display: flex; justify-content: space-between;"> <span>Clarifying</span> <span>Narrative</span> <span>Notes</span> </div> <div style="border: 1px solid #ccc; padding: 5px; min-height: 40px;">                     Enter Text here and more text Below                 </div>

<< Back   Save   Next >>





**Survey Navigation**

- Progress Summary
- Supporting Documents
- Pre-Assessment Questions
- Select Hazards
- Select Capabilities
- Crosswalk Summary
- Capability Assessment**
- Post-Assessment Questions
- Feedback Form

**State of New Jersey's 2010 Assessment Progress**

60%

**Generate Capability Assessment Reports**

- Executive Report (PDF, Word)
- SPR Report (PDF, Word)
- Detailed Report (PDF, Word)
- Mission Report (PDF, Word)
- Sub-Jurisdiction Comparison Report (PDF, Word)

### Capability Assessment

<< Back   Save   Next >>

**State of New Jersey's 2010 Assessment**

Instructions: For this Capability and Hazard please select a current level per area. Please use the Clarifying and Narrative fields to justify your current level selection

**Hazard:** Earthquake

**Capability:** Intelligence Analysis and Production

Solution Area	Current Level	Notes
1. Planning	Level 1	<div style="display: flex; justify-content: space-between;"> <span>Clarifying</span> <span>Narrative</span> <span>Notes</span> </div> <div style="border: 1px solid #ccc; padding: 5px; min-height: 40px;">                     Enter Text here and more text Below                 </div>
2. Organization	Level 1	<div style="display: flex; justify-content: space-between;"> <span>Clarifying</span> <span>Narrative</span> <span>Notes</span> </div> <div style="border: 1px solid #ccc; padding: 5px; min-height: 40px;">                     Enter Text here and more text Below                 </div>
3. Personnel	Level 1	<div style="display: flex; justify-content: space-between;"> <span>Clarifying</span> <span>Narrative</span> <span>Notes</span> </div> <div style="border: 1px solid #ccc; padding: 5px; min-height: 40px;">                     Enter Text here and more text Below                 </div>
4. Exercise	Level 1	<div style="display: flex; justify-content: space-between;"> <span>Clarifying</span> <span>Narrative</span> <span>Notes</span> </div> <div style="border: 1px solid #ccc; padding: 5px; min-height: 40px;">                     Enter Text here and more text Below                 </div>
5. Training	Level 1	<div style="display: flex; justify-content: space-between;"> <span>Clarifying</span> <span>Narrative</span> <span>Notes</span> </div> <div style="border: 1px solid #ccc; padding: 5px; min-height: 40px;">                     Enter Text here and more text Below                 </div>
6. Equipment	Level 1	<div style="display: flex; justify-content: space-between;"> <span>Clarifying</span> <span>Narrative</span> <span>Notes</span> </div> <div style="border: 1px solid #ccc; padding: 5px; min-height: 40px;">                     Enter Text here and more text Below                 </div>

<< Back   Save   Next >>



- Survey Navigation**
- Progress Summary
  - Supporting Documents
  - Pre-Assessment Questions
  - Select Hazards
  - Select Capabilities
  - Crosswalk Summary
  - Capability Assessment
    - Hazard 1
    - Cap4
    - Go
  - Post-Assessment Questions
  - Feedback Form



- Generate Capability Assessment Reports**
- Executive Report (PDF, Word)
  - SPR Report (PDF, Word)
  - Detailed Report (PDF, Word)
  - Mission Report (PDF, Word)
  - Sub-Jurisdiction Comparison Report (PDF, Word)

**Capability Assessment**

<< Back Save Next >>

**State of New Jersey's 2010 Assessment**


Instructions: For this Capability and Hazard please select a current level per area. Please use the Clarifying and Narrative fields to justify your current level selection

Hazard: **Earthquake**

Capability: **Counter-Terror Investigation and Law Enforcement**

Solution Area	Current Level	Notes						
1. Planning	Level 1	<table border="1"> <tr> <td>Clarifying</td> <td>Narrative</td> <td>Notes</td> </tr> <tr> <td colspan="3">Enter Text here and more text Below</td> </tr> </table>	Clarifying	Narrative	Notes	Enter Text here and more text Below		
Clarifying	Narrative	Notes						
Enter Text here and more text Below								
2. Organization	Level 1	<table border="1"> <tr> <td>Clarifying</td> <td>Narrative</td> <td>Notes</td> </tr> <tr> <td colspan="3">Enter Text here and more text Below</td> </tr> </table>	Clarifying	Narrative	Notes	Enter Text here and more text Below		
Clarifying	Narrative	Notes						
Enter Text here and more text Below								
3. Personnel	Level 1	<table border="1"> <tr> <td>Clarifying</td> <td>Narrative</td> <td>Notes</td> </tr> <tr> <td colspan="3">Enter Text here and more text Below</td> </tr> </table>	Clarifying	Narrative	Notes	Enter Text here and more text Below		
Clarifying	Narrative	Notes						
Enter Text here and more text Below								
4. Exercise	Level 1	<table border="1"> <tr> <td>Clarifying</td> <td>Narrative</td> <td>Notes</td> </tr> <tr> <td colspan="3">Enter Text here and more text Below</td> </tr> </table>	Clarifying	Narrative	Notes	Enter Text here and more text Below		
Clarifying	Narrative	Notes						
Enter Text here and more text Below								
5. Training	Level 1	<table border="1"> <tr> <td>Clarifying</td> <td>Narrative</td> <td>Notes</td> </tr> <tr> <td colspan="3">Enter Text here and more text Below</td> </tr> </table>	Clarifying	Narrative	Notes	Enter Text here and more text Below		
Clarifying	Narrative	Notes						
Enter Text here and more text Below								
6. Equipment	Level 1	<table border="1"> <tr> <td>Clarifying</td> <td>Narrative</td> <td>Notes</td> </tr> <tr> <td colspan="3">Enter Text here and more text Below</td> </tr> </table>	Clarifying	Narrative	Notes	Enter Text here and more text Below		
Clarifying	Narrative	Notes						
Enter Text here and more text Below								

<< Back Save Next >>



**Survey Navigation**

- Progress Summary
- Supporting Documents
- Pre-Assessment Questions
- Select Hazards
- Select Capabilities
- Crosswalk Summary
- Capability Assessment**
- Post-Assessment Questions
- Feedback Form

**State of New Jersey's 2010 Assessment Progress**

60%

**Generate Capability Assessment Reports**

- [Executive Report \(PDF, Word\)](#)
- [SPR Report \(PDF, Word\)](#)
- [Detailed Report \(PDF, Word\)](#)
- [Mission Report \(PDF, Word\)](#)
- [Sub-Jurisdiction Comparison Report \(PDF, Word\)](#)

### Capability Assessment

<< Back Save Next >>

**State of New Jersey's 2010 Assessment**

Instructions: For this Capability and Hazard please select a current level per area. Please use the Clarifying and Narrative fields to justify your current level selection

**Hazard:** Earthquake

**Capability:** Critical Infrastructure Protection

Solution Area	Current Level	Notes
1. Planning	<span style="background-color: #e0e0e0;">Level 1</span>	<div style="display: flex; justify-content: space-between;"> <span>Clarifying</span> <span style="background-color: #e0e0e0;">Narrative</span> <span>Notes</span> </div> <div style="border: 1px solid #ccc; padding: 5px; min-height: 40px;">                     Enter Text here and more text Below                 </div>
2. Organization	<span style="background-color: #e0e0e0;">Level 1</span>	<div style="display: flex; justify-content: space-between;"> <span>Clarifying</span> <span style="background-color: #e0e0e0;">Narrative</span> <span>Notes</span> </div> <div style="border: 1px solid #ccc; padding: 5px; min-height: 40px;">                     Enter Text here and more text Below                 </div>
3. Personnel	<span style="background-color: #e0e0e0;">Level 1</span>	<div style="display: flex; justify-content: space-between;"> <span>Clarifying</span> <span style="background-color: #e0e0e0;">Narrative</span> <span>Notes</span> </div> <div style="border: 1px solid #ccc; padding: 5px; min-height: 40px;">                     Enter Text here and more text Below                 </div>
4. Exercise	<span style="background-color: #e0e0e0;">Level 1</span>	<div style="display: flex; justify-content: space-between;"> <span>Clarifying</span> <span style="background-color: #e0e0e0;">Narrative</span> <span>Notes</span> </div> <div style="border: 1px solid #ccc; padding: 5px; min-height: 40px;">                     Enter Text here and more text Below                 </div>
5. Training	<span style="background-color: #e0e0e0;">Level 1</span>	<div style="display: flex; justify-content: space-between;"> <span>Clarifying</span> <span style="background-color: #e0e0e0;">Narrative</span> <span>Notes</span> </div> <div style="border: 1px solid #ccc; padding: 5px; min-height: 40px;">                     Enter Text here and more text Below                 </div>
6. Equipment	<span style="background-color: #e0e0e0;">Level 1</span>	<div style="display: flex; justify-content: space-between;"> <span>Clarifying</span> <span style="background-color: #e0e0e0;">Narrative</span> <span>Notes</span> </div> <div style="border: 1px solid #ccc; padding: 5px; min-height: 40px;">                     Enter Text here and more text Below                 </div>

<< Back Save Next >>

**Survey Navigation**

- Progress Summary
- Supporting Documents
- Pre-Assessment Questions
- Select Hazards
- Select Capabilities
- Crosswalk Summary
- Capability Assessment**
- Post-Assessment Questions
- Feedback Form

**State of New Jersey's 2010 Assessment Progress**

60%

**Generate Capability Assessment Reports**

- Executive Report (PDF, Word)
- SPR Report (PDF, Word)
- Detailed Report (PDF, Word)
- Mission Report (PDF, Word)
- Sub-Jurisdiction Comparison Report (PDF, Word)

### Capability Assessment

<< Back
Save
Next >>

**State of New Jersey's 2010 Assessment**

Instructions: For this Capability and Hazard please select a current level per area. Please use the Clarifying and Narrative fields to justify your current level selection

**Hazard:** Earthquake  
**Capability:** Food and Agriculture Safety and Defense

Solution Area	Current Level	Notes
1. Planning	Level 1	<div style="display: flex; justify-content: space-between;"> <span>Clarifying</span> <span>Narrative</span> <span>Notes</span> </div> <div style="border: 1px solid #ccc; padding: 5px; min-height: 40px;">                     Enter Text here and more text Below                 </div>
2. Organization	Level 1	<div style="display: flex; justify-content: space-between;"> <span>Clarifying</span> <span>Narrative</span> <span>Notes</span> </div> <div style="border: 1px solid #ccc; padding: 5px; min-height: 40px;">                     Enter Text here and more text Below                 </div>
3. Personnel	Level 1	<div style="display: flex; justify-content: space-between;"> <span>Clarifying</span> <span>Narrative</span> <span>Notes</span> </div> <div style="border: 1px solid #ccc; padding: 5px; min-height: 40px;">                     Enter Text here and more text Below                 </div>
4. Exercise	Level 1	<div style="display: flex; justify-content: space-between;"> <span>Clarifying</span> <span>Narrative</span> <span>Notes</span> </div> <div style="border: 1px solid #ccc; padding: 5px; min-height: 40px;">                     Enter Text here and more text Below                 </div>
5. Training	Level 1	<div style="display: flex; justify-content: space-between;"> <span>Clarifying</span> <span>Narrative</span> <span>Notes</span> </div> <div style="border: 1px solid #ccc; padding: 5px; min-height: 40px;">                     Enter Text here and more text Below                 </div>
6. Equipment	Level 1	<div style="display: flex; justify-content: space-between;"> <span>Clarifying</span> <span>Narrative</span> <span>Notes</span> </div> <div style="border: 1px solid #ccc; padding: 5px; min-height: 40px;">                     Enter Text here and more text Below                 </div>

<< Back
Save
Next >>

**Survey Navigation**

- Progress Summary
- Supporting Documents
- Pre-Assessment Questions
- Select Hazards
- Select Capabilities
- Crosswalk Summary
- Capability Assessment**
- Post-Assessment Questions
- Feedback Form

**State of New Jersey's 2010 Assessment Progress**

60%

**Generate Capability Assessment Reports**

- Executive Report (PDF, Word)
- SPR Report (PDF, Word)
- Detailed Report (PDF, Word)
- Mission Report (PDF, Word)
- Sub-Jurisdiction Comparison Report (PDF, Word)

### Capability Assessment

<< Back   Save   Next >>

**State of New Jersey's 2010 Assessment**


Instructions: For this Capability and Hazard please select a current level per area. Please use the Clarifying and Narrative fields to justify your current level selection

**Hazard:** Earthquake

**Capability:** Epidemiological Surveillance and Investigation

Solution Area	Current Level	Notes
1. Planning	Level 1	<div style="display: flex; justify-content: space-between;"> <span>Clarifying</span> <span>Narrative</span> <span>Notes</span> </div> <div style="border: 1px solid #ccc; padding: 5px; min-height: 40px;">                     Enter Text here and more text Below                 </div>
2. Organization	Level 1	<div style="display: flex; justify-content: space-between;"> <span>Clarifying</span> <span>Narrative</span> <span>Notes</span> </div> <div style="border: 1px solid #ccc; padding: 5px; min-height: 40px;">                     Enter Text here and more text Below                 </div>
3. Personnel	Level 1	<div style="display: flex; justify-content: space-between;"> <span>Clarifying</span> <span>Narrative</span> <span>Notes</span> </div> <div style="border: 1px solid #ccc; padding: 5px; min-height: 40px;">                     Enter Text here and more text Below                 </div>
4. Exercise	Level 1	<div style="display: flex; justify-content: space-between;"> <span>Clarifying</span> <span>Narrative</span> <span>Notes</span> </div> <div style="border: 1px solid #ccc; padding: 5px; min-height: 40px;">                     Enter Text here and more text Below                 </div>
5. Training	Level 1	<div style="display: flex; justify-content: space-between;"> <span>Clarifying</span> <span>Narrative</span> <span>Notes</span> </div> <div style="border: 1px solid #ccc; padding: 5px; min-height: 40px;">                     Enter Text here and more text Below                 </div>
6. Equipment	Level 1	<div style="display: flex; justify-content: space-between;"> <span>Clarifying</span> <span>Narrative</span> <span>Notes</span> </div> <div style="border: 1px solid #ccc; padding: 5px; min-height: 40px;">                     Enter Text here and more text Below                 </div>

<< Back   Save   Next >>





Survey Navigation

- Progress Summary
- Supporting Documents
- Pre-Assessment Questions
- Select Hazards
- Select Capabilities
- Crosswalk Summary
- Capability Assessment
  - Hazard 1
  - Cap4
  - Go
- Post-Assessment Questions
- Feedback Form



- Generate Capability Assessment Reports
- Executive Report (PDF, Word)
  - SPR Report (PDF, Word)
  - Detailed Report (PDF, Word)
  - Mission Report (PDF, Word)
  - Sub-Jurisdiction Comparison Report (PDF, Word)

Capability Assessment

<< Back Save Next >>

State of New Jersey's 2010 Assessment

Instructions: For this Capability and Hazard please select a current level per area. Please use the Clarifying and Narrative fields to justify your current level selection

Hazard: Earthquake

Capability: On-Site Incident Management

Solution Area	Current Level	Notes
1. Planning	Level 1	Clarifying Narrative Notes Enter Text here and more text Below
2. Organization	Level 1	Clarifying Narrative Notes Enter Text here and more text Below
3. Personnel	Level 1	Clarifying Narrative Notes Enter Text here and more text Below
4. Exercise	Level 1	Clarifying Narrative Notes Enter Text here and more text Below
5. Training	Level 1	Clarifying Narrative Notes Enter Text here and more text Below
6. Equipment	Level 1	Clarifying Narrative Notes Enter Text here and more text Below

<< Back Save Next >>



Survey Navigation **Capability Assessment** << Back Save Next >>

- Progress Summary
- Supporting Documents
- Pre-Assessment Questions
- Select Hazards
- Select Capabilities
- Crosswalk Summary
- Capability Assessment**
- Post-Assessment Questions
- Feedback Form

Capability Assessment

Hazard 1

Cap4

Go

State of New Jersey's 2010 Assessment Progress

60%

- Generate Capability Assessment Reports**
- Executive Report (PDF, Word)
  - SPR Report (PDF, Word)
  - Detailed Report (PDF, Word)
  - Mission Report (PDF, Word)
  - Sub-Jurisdiction Comparison Report (PDF, Word)

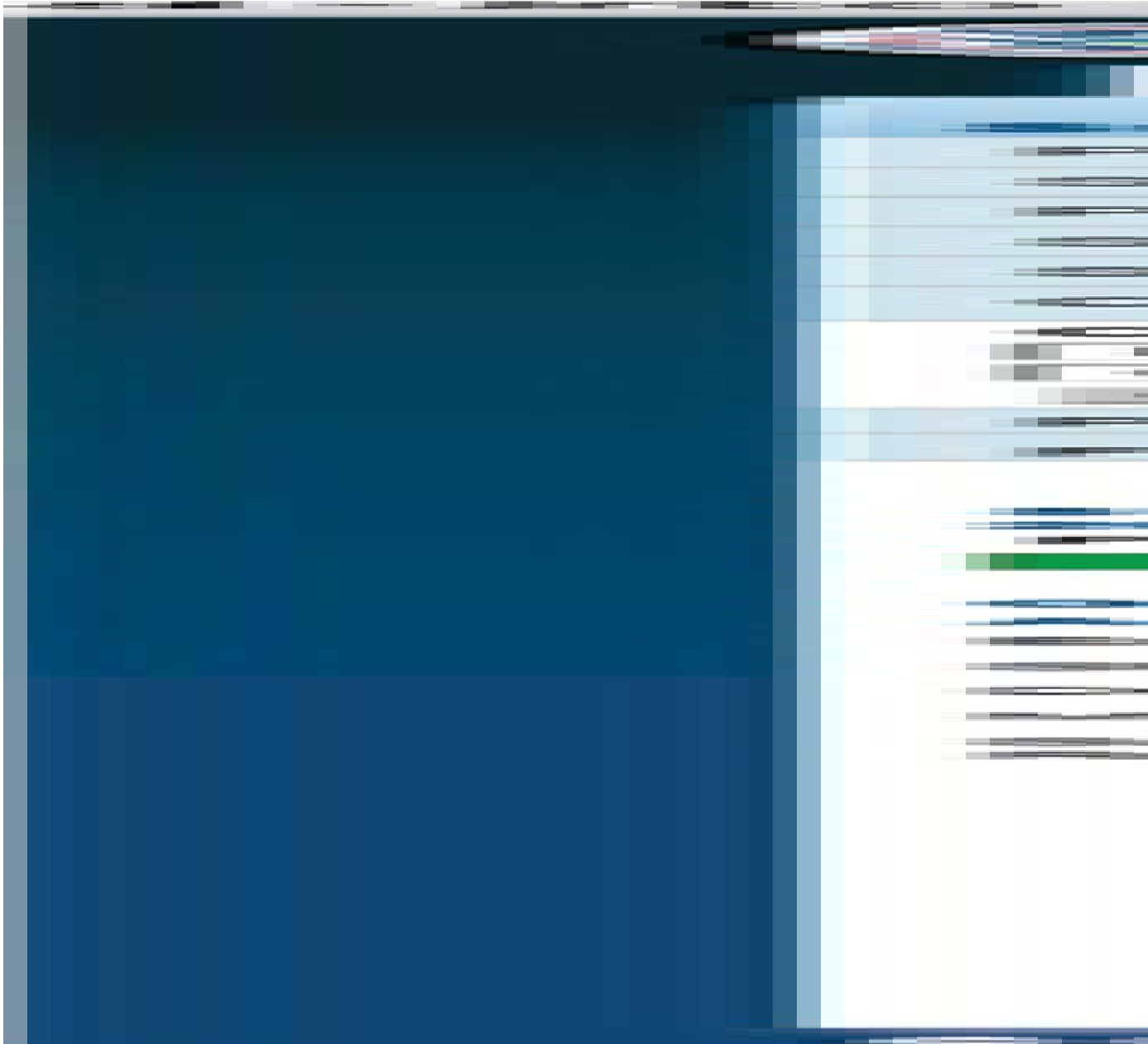
**State of New Jersey's 2010 Assessment**

Instructions: For this Capability and Hazard please select a current level per area. Please use the Clarifying and Narrative fields to justify your current level selection

Hazard: **Earthquake**

Capability: **Emergency Operations Center Management**

Solution Area	Current Level	Notes
1. Planning	<input type="text" value="Level 1"/>	<div style="display: flex; justify-content: space-between;"> <span>Clarifying</span> <span>Narrative</span> <span>Notes</span> </div> <div style="border: 1px solid gray; padding: 5px; min-height: 40px;">                     Enter Text here and more text Below                 </div>
2. Organization	<input type="text" value="Level 1"/>	<div style="display: flex; justify-content: space-between;"> <span>Clarifying</span> <span>Narrative</span> <span>Notes</span> </div> <div style="border: 1px solid gray; padding: 5px; min-height: 40px;">                     Enter Text here and more text Below                 </div>
3. Personnel	<input type="text" value="Level 1"/>	<div style="display: flex; justify-content: space-between;"> <span>Clarifying</span> <span>Narrative</span> <span>Notes</span> </div> <div style="border: 1px solid gray; padding: 5px; min-height: 40px;">                     Enter Text here and more text Below                 </div>
4. Exercise	<input type="text" value="Level 1"/>	<div style="display: flex; justify-content: space-between;"> <span>Clarifying</span> <span>Narrative</span> <span>Notes</span> </div> <div style="border: 1px solid gray; padding: 5px; min-height: 40px;">                     Enter Text here and more text Below                 </div>
5. Training	<input type="text" value="Level 1"/>	<div style="display: flex; justify-content: space-between;"> <span>Clarifying</span> <span>Narrative</span> <span>Notes</span> </div> <div style="border: 1px solid gray; padding: 5px; min-height: 40px;">                     Enter Text here and more text Below                 </div>
6. Equipment	<input type="text" value="Level 1"/>	<div style="display: flex; justify-content: space-between;"> <span>Clarifying</span> <span>Narrative</span> <span>Notes</span> </div> <div style="border: 1px solid gray; padding: 5px; min-height: 40px;">                     Enter Text here and more text Below                 </div>



**Survey Navigation**

- Progress Summary
- Supporting Documents
- Pre-Assessment Questions
- Select Hazards
- Select Capabilities
- Crosswalk Summary
- Capability Assessment**
- Post-Assessment Questions
- Feedback Form

**State of New Jersey's 2010 Assessment Progress**

60%

**Generate Capability Assessment Reports**

- Executive Report (PDF, Word)
- SPR Report (PDF, Word)
- Detailed Report (PDF, Word)
- Mission Report (PDF, Word)
- Sub-Jurisdiction Comparison Report (PDF, Word)

### Capability Assessment

<< Back   Save   Next >>

**State of New Jersey's 2010 Assessment**

Instructions: For this Capability and Hazard please select a current level per area. Please use the Clarifying and Narrative fields to justify your current level selection

**Hazard:** Earthquake

**Capability:** Volunteer Management and Donations

Solution Area	Current Level	Notes
1. Planning	Level 1	<div style="display: flex; justify-content: space-between;"> <span>Clarifying</span> <span>Narrative</span> <span>Notes</span> </div> <div style="border: 1px solid #ccc; padding: 5px; min-height: 40px;">                     Enter Text here and more text Below                 </div>
2. Organization	Level 1	<div style="display: flex; justify-content: space-between;"> <span>Clarifying</span> <span>Narrative</span> <span>Notes</span> </div> <div style="border: 1px solid #ccc; padding: 5px; min-height: 40px;">                     Enter Text here and more text Below                 </div>
3. Personnel	Level 1	<div style="display: flex; justify-content: space-between;"> <span>Clarifying</span> <span>Narrative</span> <span>Notes</span> </div> <div style="border: 1px solid #ccc; padding: 5px; min-height: 40px;">                     Enter Text here and more text Below                 </div>
4. Exercise	Level 1	<div style="display: flex; justify-content: space-between;"> <span>Clarifying</span> <span>Narrative</span> <span>Notes</span> </div> <div style="border: 1px solid #ccc; padding: 5px; min-height: 40px;">                     Enter Text here and more text Below                 </div>
5. Training	Level 1	<div style="display: flex; justify-content: space-between;"> <span>Clarifying</span> <span>Narrative</span> <span>Notes</span> </div> <div style="border: 1px solid #ccc; padding: 5px; min-height: 40px;">                     Enter Text here and more text Below                 </div>
6. Equipment	Level 1	<div style="display: flex; justify-content: space-between;"> <span>Clarifying</span> <span>Narrative</span> <span>Notes</span> </div> <div style="border: 1px solid #ccc; padding: 5px; min-height: 40px;">                     Enter Text here and more text Below                 </div>

<< Back   Save   Next >>

### Survey Navigation

Progress Summary  
Supporting Documents  
Pre-Assessment Questions  
Select Hazards  
Select Capabilities  
Crosswalk Summary

### Capability Assessment

Hazard 1:   
Cap4:

Post-Assessment Questions  
Feedback Form

State of New Jersey's 2010 Assessment Progress

Generate Capability Assessment Reports  
Executive Report (PDF, Word)  
SPR Report (PDF, Word)  
Detailed Report (PDF, Word)  
Mission Report (PDF, Word)  
Sub-Jurisdiction Comparison Report (PDF, Word)

## Capability Assessment

State of New Jersey's 2010 Assessment

Instructions: For this Capability and Hazard please select a current level per area. Please use the Clarifying and Narrative fields to justify your current level selection

Hazard: **Earthquake**  
Capability: **Responder Safety and Health**

Solution Area	Current Level	Notes
1. Planning	<input type="text" value="Level 1"/>	<input type="button" value="Clarifying"/> <input type="button" value="Narrative"/> <input type="button" value="Notes"/> <input type="text" value="Enter Text here and more text Below"/>
2. Organization	<input type="text" value="Level 1"/>	<input type="button" value="Clarifying"/> <input type="button" value="Narrative"/> <input type="button" value="Notes"/> <input type="text" value="Enter Text here and more text Below"/>
3. Personnel	<input type="text" value="Level 1"/>	<input type="button" value="Clarifying"/> <input type="button" value="Narrative"/> <input type="button" value="Notes"/> <input type="text" value="Enter Text here and more text Below"/>
4. Exercise	<input type="text" value="Level 1"/>	<input type="button" value="Clarifying"/> <input type="button" value="Narrative"/> <input type="button" value="Notes"/> <input type="text" value="Enter Text here and more text Below"/>
5. Training	<input type="text" value="Level 1"/>	<input type="button" value="Clarifying"/> <input type="button" value="Narrative"/> <input type="button" value="Notes"/> <input type="text" value="Enter Text here and more text Below"/>
6. Equipment	<input type="text" value="Level 1"/>	<input type="button" value="Clarifying"/> <input type="button" value="Narrative"/> <input type="button" value="Notes"/> <input type="text" value="Enter Text here and more text Below"/>

<< Back | Save | Next >>

**Survey Navigation**

- Progress Summary
- Supporting Documents
- Pre-Assessment Questions
- Select Hazards
- Select Capabilities
- Crosswalk Summary
- Capability Assessment**
- Post-Assessment Questions
- Feedback Form

**State of New Jersey's 2010 Assessment Progress**

60%

**Generate Capability Assessment Reports**

- Executive Report (PDF, Word)
- SPR Report (PDF, Word)
- Detailed Report (PDF, Word)
- Mission Report (PDF, Word)
- Sub-Jurisdiction Comparison Report (PDF, Word)

### Capability Assessment

<< Back   Save   Next >>

**State of New Jersey's 2010 Assessment**

Instructions: For this Capability and Hazard please select a current level per area. Please use the Clarifying and Narrative fields to justify your current level selection

**Hazard:** Earthquake

**Capability:** Emergency Public Safety and Security

Solution Area	Current Level	Notes
1. Planning	Level 1	<div style="display: flex; justify-content: space-between;"> <span>Clarifying</span> <span>Narrative</span> <span>Notes</span> </div> <div style="border: 1px solid #ccc; padding: 5px; min-height: 40px;">                     Enter Text here and more text Below                 </div>
2. Organization	Level 1	<div style="display: flex; justify-content: space-between;"> <span>Clarifying</span> <span>Narrative</span> <span>Notes</span> </div> <div style="border: 1px solid #ccc; padding: 5px; min-height: 40px;">                     Enter Text here and more text Below                 </div>
3. Personnel	Level 1	<div style="display: flex; justify-content: space-between;"> <span>Clarifying</span> <span>Narrative</span> <span>Notes</span> </div> <div style="border: 1px solid #ccc; padding: 5px; min-height: 40px;">                     Enter Text here and more text Below                 </div>
4. Exercise	Level 1	<div style="display: flex; justify-content: space-between;"> <span>Clarifying</span> <span>Narrative</span> <span>Notes</span> </div> <div style="border: 1px solid #ccc; padding: 5px; min-height: 40px;">                     Enter Text here and more text Below                 </div>
5. Training	Level 1	<div style="display: flex; justify-content: space-between;"> <span>Clarifying</span> <span>Narrative</span> <span>Notes</span> </div> <div style="border: 1px solid #ccc; padding: 5px; min-height: 40px;">                     Enter Text here and more text Below                 </div>
6. Equipment	Level 1	<div style="display: flex; justify-content: space-between;"> <span>Clarifying</span> <span>Narrative</span> <span>Notes</span> </div> <div style="border: 1px solid #ccc; padding: 5px; min-height: 40px;">                     Enter Text here and more text Below                 </div>

<< Back   Save   Next >>

**Survey Navigation**

- Progress Summary
- Supporting Documents
- Pre-Assessment Questions
- Select Hazards
- Select Capabilities
- Crosswalk Summary
- Capability Assessment**
- Post-Assessment Questions
- Feedback Form

**State of New Jersey's 2010 Assessment Progress**

60%

**Generate Capability Assessment Reports**

- Executive Report (PDF, Word)
- SPR Report (PDF, Word)
- Detailed Report (PDF, Word)
- Mission Report (PDF, Word)
- Sub-Jurisdiction Comparison Report (PDF, Word)

### Capability Assessment

<< Back Save Next >>

**State of New Jersey's 2010 Assessment**

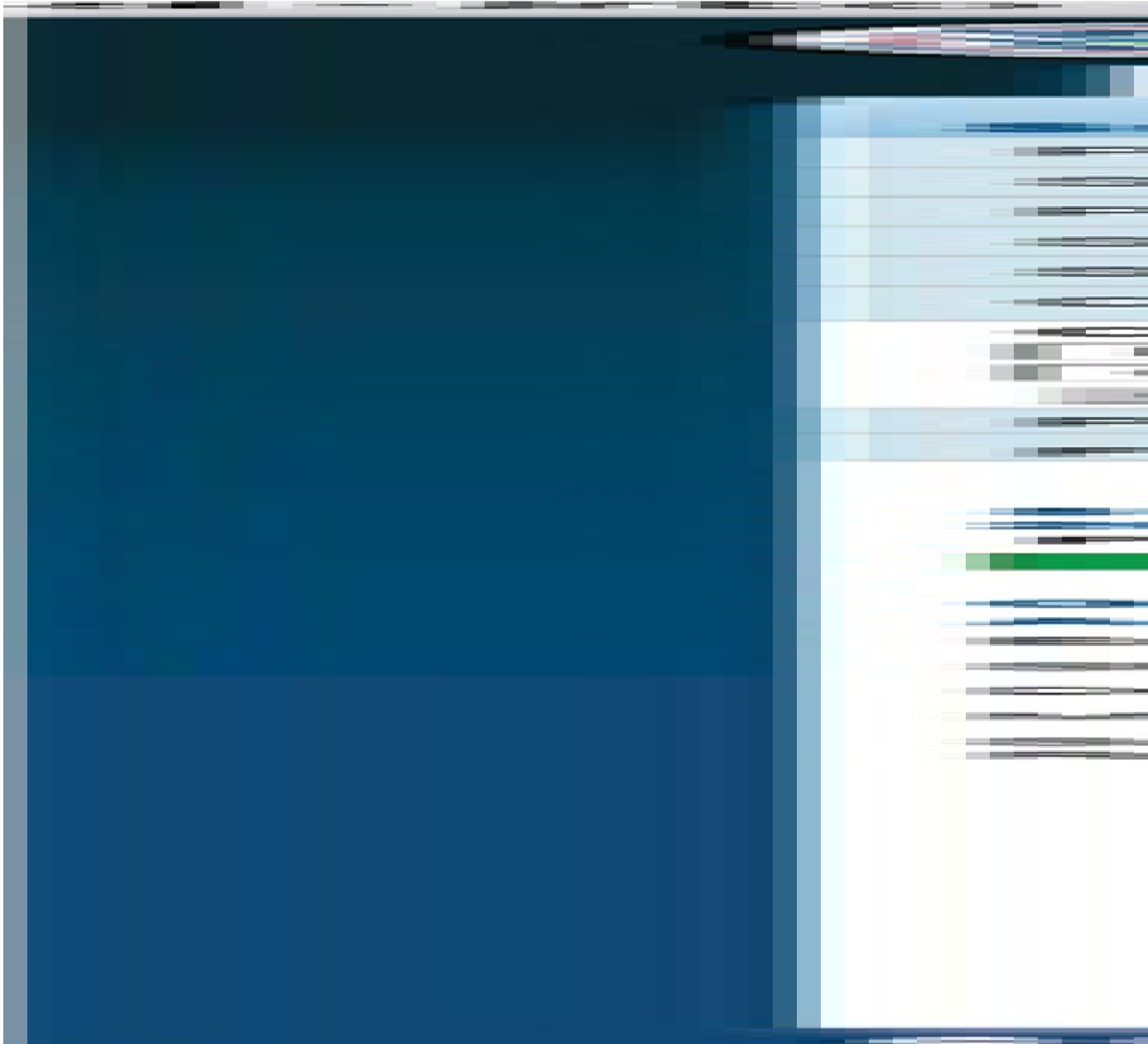
Instructions: For this Capability and Hazard please select a current level per area. Please use the Clarifying and Narrative fields to justify your current level selection

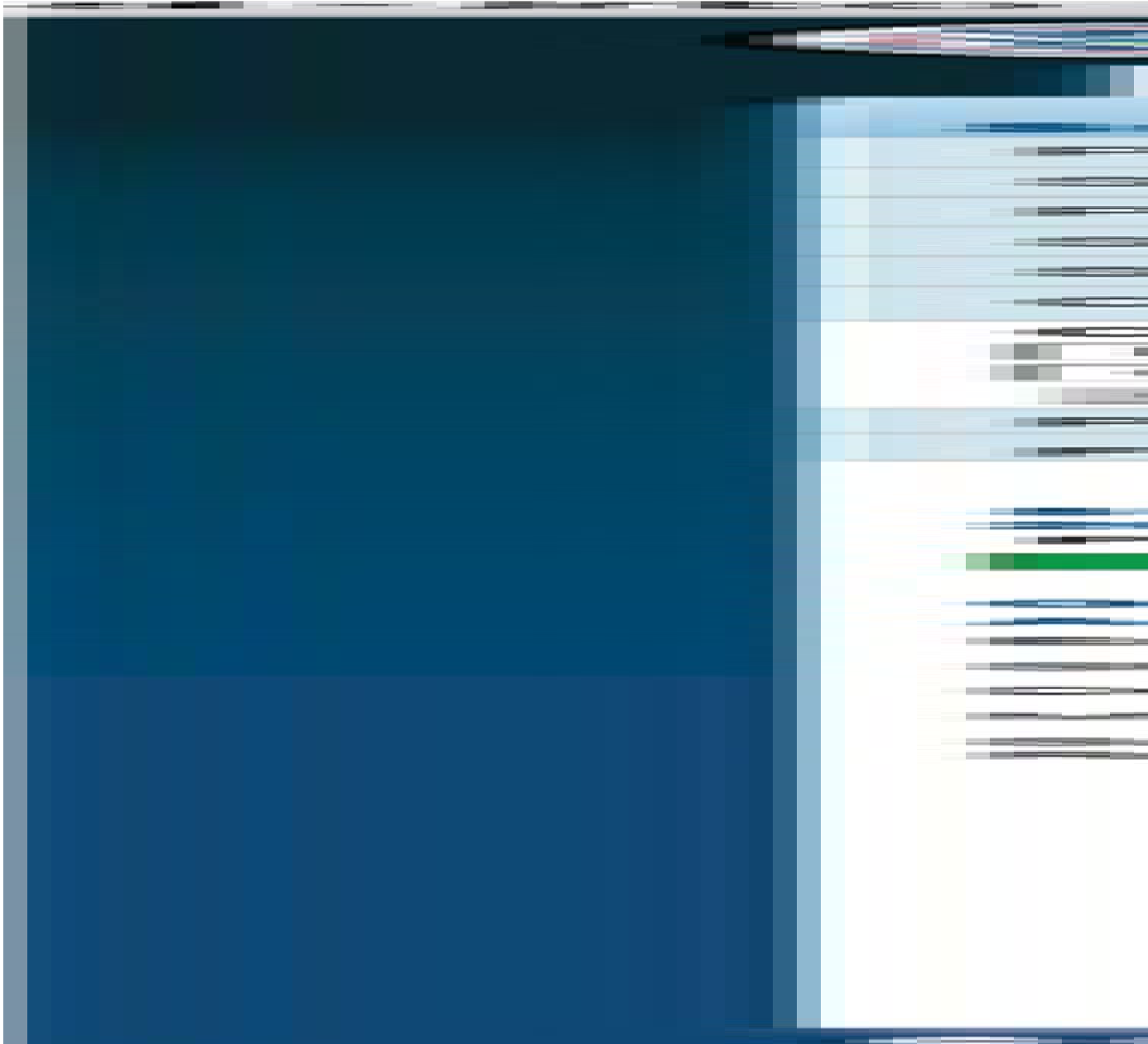
**Hazard:** Earthquake

**Capability:** Animal Disease Emergency Support

Solution Area	Current Level	Notes
1. Planning	Level 1	<div style="display: flex; justify-content: space-between;"> <span>Clarifying</span> <span>Narrative</span> <span>Notes</span> </div> <div style="border: 1px solid #ccc; padding: 5px; min-height: 40px;">                     Enter Text here and more text Below                 </div>
2. Organization	Level 1	<div style="display: flex; justify-content: space-between;"> <span>Clarifying</span> <span>Narrative</span> <span>Notes</span> </div> <div style="border: 1px solid #ccc; padding: 5px; min-height: 40px;">                     Enter Text here and more text Below                 </div>
3. Personnel	Level 1	<div style="display: flex; justify-content: space-between;"> <span>Clarifying</span> <span>Narrative</span> <span>Notes</span> </div> <div style="border: 1px solid #ccc; padding: 5px; min-height: 40px;">                     Enter Text here and more text Below                 </div>
4. Exercise	Level 1	<div style="display: flex; justify-content: space-between;"> <span>Clarifying</span> <span>Narrative</span> <span>Notes</span> </div> <div style="border: 1px solid #ccc; padding: 5px; min-height: 40px;">                     Enter Text here and more text Below                 </div>
5. Training	Level 1	<div style="display: flex; justify-content: space-between;"> <span>Clarifying</span> <span>Narrative</span> <span>Notes</span> </div> <div style="border: 1px solid #ccc; padding: 5px; min-height: 40px;">                     Enter Text here and more text Below                 </div>
6. Equipment	Level 1	<div style="display: flex; justify-content: space-between;"> <span>Clarifying</span> <span>Narrative</span> <span>Notes</span> </div> <div style="border: 1px solid #ccc; padding: 5px; min-height: 40px;">                     Enter Text here and more text Below                 </div>

<< Back Save Next >>









Survey Navigation

- Progress Summary
- Supporting Documents
- Pre-Assessment Questions
- Select Hazards
- Select Capabilities
- Crosswalk Summary
- Capability Assessment
  - Hazard 1
  - Cap4
  - Go
- Post-Assessment Questions
- Feedback Form



- Generate Capability Assessment Reports
- Executive Report (PDF, Word)
  - SPR Report (PDF, Word)
  - Detailed Report (PDF, Word)
  - Mission Report (PDF, Word)
  - Sub-Jurisdiction Comparison Report (PDF, Word)

Capability Assessment

<< Back Save Next >>

State of New Jersey's 2010 Assessment

Instructions: For this Capability and Hazard please select a current level per area. Please use the Clarifying and Narrative fields to justify your current level selection

Hazard: **Earthquake**

Capability: **Fire Incident Response Support**

Solution Area	Current Level	Notes
1. Planning	Level 1	Clarifying Narrative Notes Enter Text here and more text Below
2. Organization	Level 1	Clarifying Narrative Notes Enter Text here and more text Below
3. Personnel	Level 1	Clarifying Narrative Notes Enter Text here and more text Below
4. Exercise	Level 1	Clarifying Narrative Notes Enter Text here and more text Below
5. Training	Level 1	Clarifying Narrative Notes Enter Text here and more text Below
6. Equipment	Level 1	Clarifying Narrative Notes Enter Text here and more text Below

<< Back Save Next >>

### Survey Navigation

- Progress Summary
- Supporting Documents
- Pre-Assessment Questions
- Select Hazards
- Select Capabilities
- Crosswalk Summary
- Capability Assessment
- Post-Assessment Questions
- Feedback Form

**State of New Jersey's 2010 Assessment Progress**  
60%

**Generate Capability Assessment Reports**

- Executive Report (PDF, Word)
- SPR Report (PDF, Word)
- Detailed Report (PDF, Word)
- Mission Report (PDF, Word)
- Sub-Jurisdiction Comparison Report (PDF, Word)


## Capability Assessment

Hazard: **Earthquake**  
Capability: **WMD and Hazardous Materials Response and Decontamination**

Instructions: For this Capability and Hazard please select a current level per area. Please use the Clarifying and Narrative fields to justify your current level selection


Solution Area	Current Level	Notes
1. Planning	Level 1	Clarifying Narrative Notes Enter Text here and more text Below
2. Organization	Level 1	Clarifying Narrative Notes Enter Text here and more text Below
3. Personnel	Level 1	Clarifying Narrative Notes Enter Text here and more text Below
4. Exercise	Level 1	Clarifying Narrative Notes Enter Text here and more text Below
5. Training	Level 1	Clarifying Narrative Notes Enter Text here and more text Below
6. Equipment	Level 1	Clarifying Narrative Notes Enter Text here and more text Below

<< Back Save Next >>



Survey Navigation **Capability Assessment** << Back Save Next >>

- Progress Summary
- Supporting Documents
- Pre-Assessment Questions
- Select Hazards
- Select Capabilities
- Crosswalk Summary
- Capability Assessment**
  - Hazard 1
  - Cap4
  - Go
- Post-Assessment Questions
- Feedback Form



- Generate Capability Assessment Reports**
- Executive Report (PDF, Word)
  - SPR Report (PDF, Word)
  - Detailed Report (PDF, Word)
  - Mission Report (PDF, Word)
  - Sub-Jurisdiction Comparison Report (PDF, Word)

**State of New Jersey's 2010 Assessment**

Instructions: For this Capability and Hazard please select a current level per area. Please use the Clarifying and Narrative fields to justify your current level selection

Hazard: **Earthquake**  
Capability: **Isolation and Quarantine**

Solution Area	Current Level	Notes
1. Planning	Level 1	Clarifying Narrative Notes Enter Text here and more text Below
2. Organization	Level 1	Clarifying Narrative Notes Enter Text here and more text Below
3. Personnel	Level 1	Clarifying Narrative Notes Enter Text here and more text Below
4. Exercise	Level 1	Clarifying Narrative Notes Enter Text here and more text Below
5. Training	Level 1	Clarifying Narrative Notes Enter Text here and more text Below
6. Equipment	Level 1	Clarifying Narrative Notes Enter Text here and more text Below



- Survey Navigation
- Progress Summary
- Supporting Documents
- Pre-Assessment Questions
- Select Hazards
- Select Capabilities
- Crosswalk Summary
- Capability Assessment
  - Hazard 1
  - Cap4
  - Go
- Post-Assessment Questions
- Feedback Form



- Generate Capability Assessment Reports
  - Executive Report (PDF, Word)
  - SPR Report (PDF, Word)
  - Detailed Report (PDF, Word)
  - Mission Report (PDF, Word)
  - Sub-Jurisdiction Comparison Report (PDF, Word)

### Capability Assessment

<< Back Save Next >>

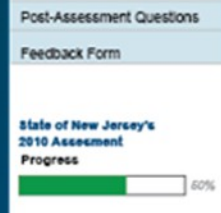
**State of New Jersey's 2010 Assessment**  
Instructions: For this Capability and Hazard please select a current level per area. Please use the Clarifying and Narrative fields to justify your current level selection

Hazard: **Earthquake**  
Capability: **Search and Rescue (Land-Based)**

Solution Area	Current Level	Notes
1. Planning	Level 1	Clarifying Narrative Notes Enter Text here and more text Below
2. Organization	Level 1	Clarifying Narrative Notes Enter Text here and more text Below
3. Personnel	Level 1	Clarifying Narrative Notes Enter Text here and more text Below
4. Exercise	Level 1	Clarifying Narrative Notes Enter Text here and more text Below
5. Training	Level 1	Clarifying Narrative Notes Enter Text here and more text Below
6. Equipment	Level 1	Clarifying Narrative Notes Enter Text here and more text Below

Survey Navigation **Capability Assessment** << Back Save Next >>

- Progress Summary
- Supporting Documents
- Pre-Assessment Questions
- Select Hazards
- Select Capabilities
- Crosswalk Summary
- Capability Assessment**
  - Hazard 1
  - Cap4
  - Go
- Post-Assessment Questions
- Feedback Form



- Generate Capability Assessment Reports**
- Executive Report (PDF, Word)
  - SPR Report (PDF, Word)
  - Detailed Report (PDF, Word)
  - Mission Report (PDF, Word)
  - Sub-Jurisdiction Comparison Report (PDF, Word)

**State of New Jersey's 2010 Assessment**

Instructions: For this Capability and Hazard please select a current level per area. Please use the Clarifying and Narrative fields to justify your current level selection

Hazard: **Earthquake**

Capability: **Emergency Public Information and Warning**

Solution Area	Current Level	Notes
1. Planning	Level 1	Clarifying Narrative Notes Enter Text here and more text Below
2. Organization	Level 1	Clarifying Narrative Notes Enter Text here and more text Below
3. Personnel	Level 1	Clarifying Narrative Notes Enter Text here and more text Below
4. Exercise	Level 1	Clarifying Narrative Notes Enter Text here and more text Below
5. Training	Level 1	Clarifying Narrative Notes Enter Text here and more text Below
6. Equipment	Level 1	Clarifying Narrative Notes Enter Text here and more text Below

**Survey Navigation**

- Progress Summary
- Supporting Documents
- Pre-Assessment Questions
- Select Hazards
- Select Capabilities
- Crosswalk Summary
- Capability Assessment**
- Post-Assessment Questions
- Feedback Form

**State of New Jersey's 2010 Assessment Progress**

60%

**Generate Capability Assessment Reports**

- Executive Report (PDF, Word)
- SPR Report (PDF, Word)
- Detailed Report (PDF, Word)
- Mission Report (PDF, Word)
- Sub-Jurisdiction Comparison Report (PDF, Word)

### Capability Assessment

<< Back   Save   Next >>

**State of New Jersey's 2010 Assessment**

Instructions: For this Capability and Hazard please select a current level per area. Please use the Clarifying and Narrative fields to justify your current level selection

**Hazard:** Earthquake

**Capability:** Emergency Triage and Pre-Hospital Treatment

Solution Area	Current Level	Notes
1. Planning	Level 1	<div style="display: flex; justify-content: space-between;"> <span>Clarifying</span> <span>Narrative</span> <span>Notes</span> </div> <div style="border: 1px solid #ccc; padding: 5px; min-height: 40px;">                     Enter Text here and more text Below                 </div>
2. Organization	Level 1	<div style="display: flex; justify-content: space-between;"> <span>Clarifying</span> <span>Narrative</span> <span>Notes</span> </div> <div style="border: 1px solid #ccc; padding: 5px; min-height: 40px;">                     Enter Text here and more text Below                 </div>
3. Personnel	Level 1	<div style="display: flex; justify-content: space-between;"> <span>Clarifying</span> <span>Narrative</span> <span>Notes</span> </div> <div style="border: 1px solid #ccc; padding: 5px; min-height: 40px;">                     Enter Text here and more text Below                 </div>
4. Exercise	Level 1	<div style="display: flex; justify-content: space-between;"> <span>Clarifying</span> <span>Narrative</span> <span>Notes</span> </div> <div style="border: 1px solid #ccc; padding: 5px; min-height: 40px;">                     Enter Text here and more text Below                 </div>
5. Training	Level 1	<div style="display: flex; justify-content: space-between;"> <span>Clarifying</span> <span>Narrative</span> <span>Notes</span> </div> <div style="border: 1px solid #ccc; padding: 5px; min-height: 40px;">                     Enter Text here and more text Below                 </div>
6. Equipment	Level 1	<div style="display: flex; justify-content: space-between;"> <span>Clarifying</span> <span>Narrative</span> <span>Notes</span> </div> <div style="border: 1px solid #ccc; padding: 5px; min-height: 40px;">                     Enter Text here and more text Below                 </div>

<< Back   Save   Next >>

Survey Navigation **Capability Assessment** << Back Save Next >>

- Progress Summary
- Supporting Documents
- Pre-Assessment Questions
- Select Hazards
- Select Capabilities
- Crosswalk Summary
- Capability Assessment**
  - Hazard 1
  - Cap4
  - Go
- Post-Assessment Questions
- Feedback Form

State of New Jersey's 2010 Assessment Progress

60%

- Generate Capability Assessment Reports**
- Executive Report (PDF, Word)
  - SPR Report (PDF, Word)
  - Detailed Report (PDF, Word)
  - Mission Report (PDF, Word)
  - Sub-Jurisdiction Comparison Report (PDF, Word)

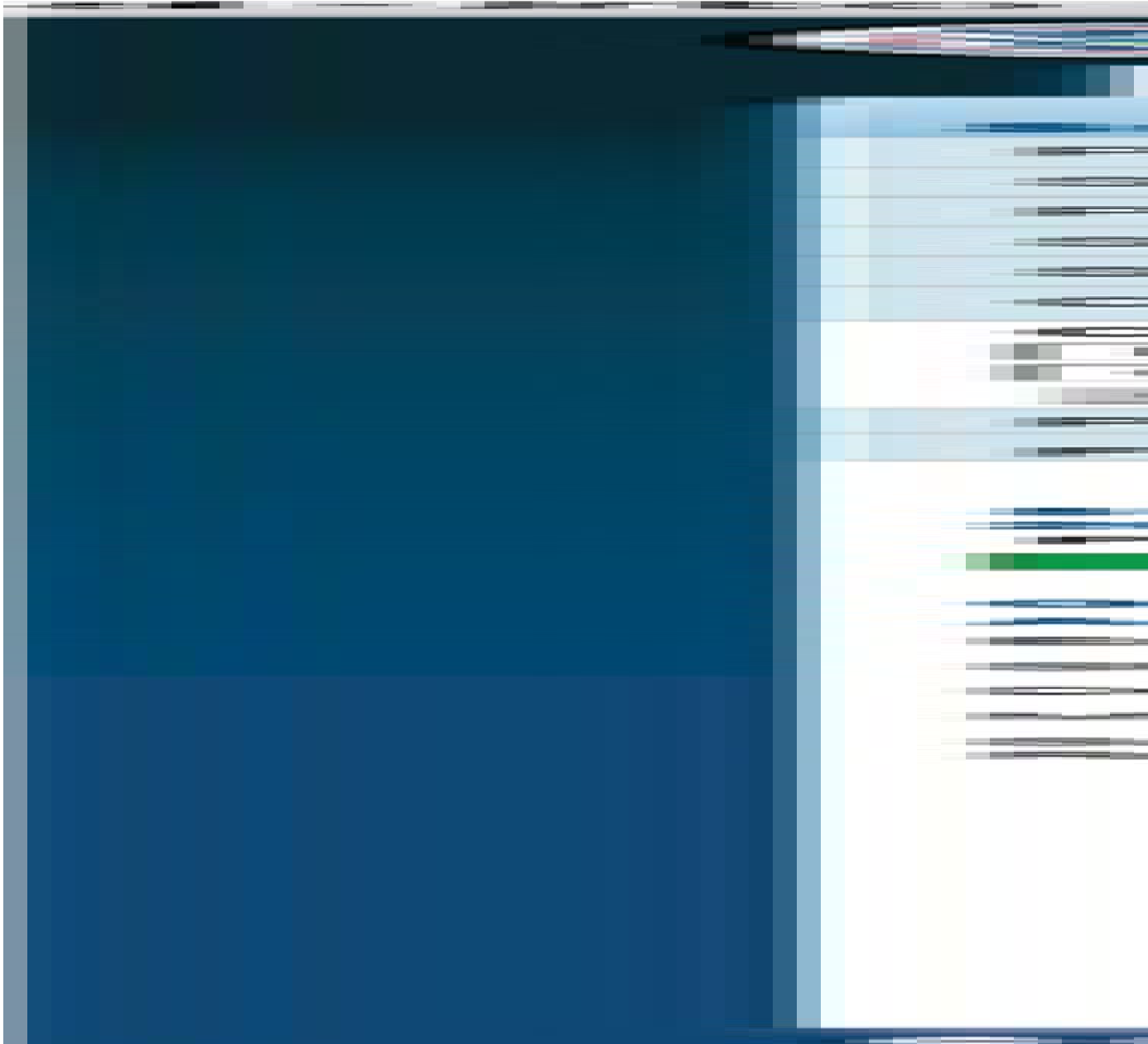
**State of New Jersey's 2010 Assessment**

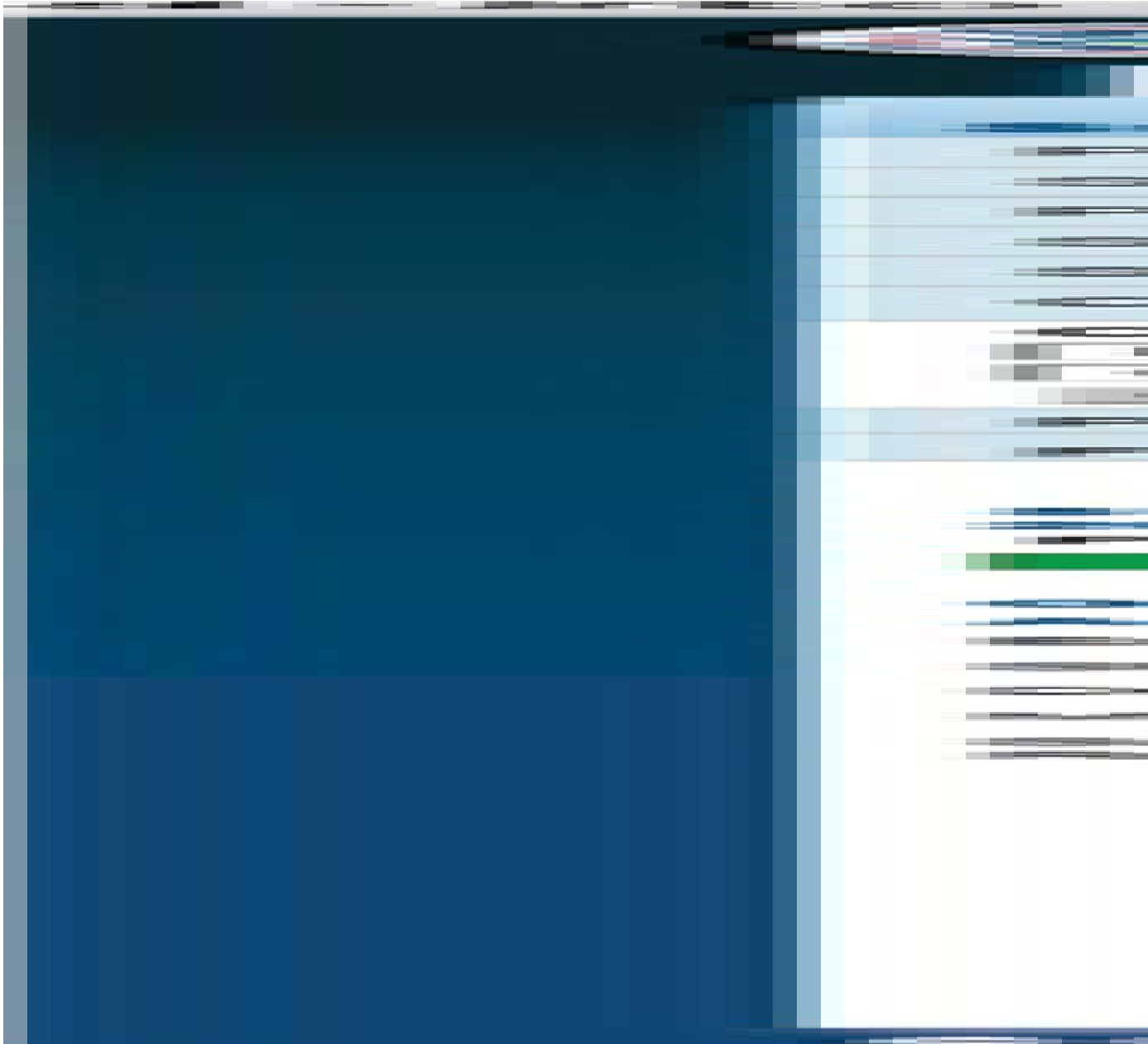
Instructions: For this Capability and Hazard please select a current level per area. Please use the Clarifying and Narrative fields to justify your current level selection

Hazard: **Earthquake**  
Capability: **Medical Surge**

Solution Area	Current Level	Notes
1. Planning	Level 1	Clarifying Narrative Notes Enter Text here and more text Below
2. Organization	Level 1	Clarifying Narrative Notes Enter Text here and more text Below
3. Personnel	Level 1	Clarifying Narrative Notes Enter Text here and more text Below
4. Exercise	Level 1	Clarifying Narrative Notes Enter Text here and more text Below
5. Training	Level 1	Clarifying Narrative Notes Enter Text here and more text Below
6. Equipment	Level 1	Clarifying Narrative Notes Enter Text here and more text Below









- Survey Navigation
- Progress Summary
- Supporting Documents
- Pre-Assessment Questions
- Select Hazards
- Select Capabilities
- Crosswalk Summary
- Capability Assessment
  - Hazard 1
  - Cap4
  - Go
- Post-Assessment Questions
- Feedback Form



- Generate Capability Assessment Reports
  - Executive Report (PDF, Word)
  - SPR Report (PDF, Word)
  - Detailed Report (PDF, Word)
  - Mission Report (PDF, Word)
  - Sub-Jurisdiction Comparison Report (PDF, Word)

### Capability Assessment

<< Back Save Next >>

**State of New Jersey's 2010 Assessment**  
Instructions: For this Capability and Hazard please select a current level per area. Please use the Clarifying and Narrative fields to justify your current level selection

Hazard: **Earthquake**  
Capability: **Mass Care (Sheltering, Feeding and Related Services)**

Solution Area	Current Level	Notes
1. Planning	Level 1	Clarifying Narrative Notes Enter Text here and more text Below
2. Organization	Level 1	Clarifying Narrative Notes Enter Text here and more text Below
3. Personnel	Level 1	Clarifying Narrative Notes Enter Text here and more text Below
4. Exercise	Level 1	Clarifying Narrative Notes Enter Text here and more text Below
5. Training	Level 1	Clarifying Narrative Notes Enter Text here and more text Below
6. Equipment	Level 1	Clarifying Narrative Notes Enter Text here and more text Below

**Survey Navigation**

- Progress Summary
- Supporting Documents
- Pre-Assessment Questions
- Select Hazards
- Select Capabilities
- Crosswalk Summary
- Capability Assessment**
- Post-Assessment Questions
- Feedback Form

**State of New Jersey's 2010 Assessment Progress**

60%

**Generate Capability Assessment Reports**

- Executive Report (PDF, Word)
- SPR Report (PDF, Word)
- Detailed Report (PDF, Word)
- Mission Report (PDF, Word)
- Sub-Jurisdiction Comparison Report (PDF, Word)

### Capability Assessment

<< Back   Save   Next >>

**State of New Jersey's 2010 Assessment**

Instructions: For this Capability and Hazard please select a current level per area. Please use the Clarifying and Narrative fields to justify your current level selection

**Hazard:** Earthquake


**Capability:** Fatality Management

Solution Area	Current Level	Notes
1. Planning	Level 1	<div style="display: flex; justify-content: space-between;"> <span>Clarifying</span> <span>Narrative</span> <span>Notes</span> </div> <div style="border: 1px solid #ccc; padding: 5px; min-height: 40px;">                     Enter Text here and more text Below                 </div>
2. Organization	Level 1	<div style="display: flex; justify-content: space-between;"> <span>Clarifying</span> <span>Narrative</span> <span>Notes</span> </div> <div style="border: 1px solid #ccc; padding: 5px; min-height: 40px;">                     Enter Text here and more text Below                 </div>
3. Personnel	Level 1	<div style="display: flex; justify-content: space-between;"> <span>Clarifying</span> <span>Narrative</span> <span>Notes</span> </div> <div style="border: 1px solid #ccc; padding: 5px; min-height: 40px;">                     Enter Text here and more text Below                 </div>
4. Exercise	Level 1	<div style="display: flex; justify-content: space-between;"> <span>Clarifying</span> <span>Narrative</span> <span>Notes</span> </div> <div style="border: 1px solid #ccc; padding: 5px; min-height: 40px;">                     Enter Text here and more text Below                 </div>
5. Training	Level 1	<div style="display: flex; justify-content: space-between;"> <span>Clarifying</span> <span>Narrative</span> <span>Notes</span> </div> <div style="border: 1px solid #ccc; padding: 5px; min-height: 40px;">                     Enter Text here and more text Below                 </div>
6. Equipment	Level 1	<div style="display: flex; justify-content: space-between;"> <span>Clarifying</span> <span>Narrative</span> <span>Notes</span> </div> <div style="border: 1px solid #ccc; padding: 5px; min-height: 40px;">                     Enter Text here and more text Below                 </div>

<< Back   Save   Next >>

Survey Navigation | **Capability Assessment** | << Back | Save | Next >>

- Progress Summary
- Supporting Documents
- Pre-Assessment Questions
- Select Hazards
- Select Capabilities
- Crosswalk Summary
- Capability Assessment**
  - Hazard 1
  - Cap4
  - Go
- Post-Assessment Questions
- Feedback Form



- Generate Capability Assessment Reports**
- Executive Report (PDF, Word)
  - SPR Report (PDF, Word)
  - Detailed Report (PDF, Word)
  - Mission Report (PDF, Word)
  - Sub-Jurisdiction Comparison Report (PDF, Word)

**State of New Jersey's 2010 Assessment**

Instructions: For this Capability and Hazard please select a current level per area. Please use the Clarifying and Narrative fields to justify your current level selection

Hazard: **Earthquake**  
Capability: **Structural Damage Assessment**

Solution Area	Current Level	Notes
1. Planning	Level 1	Clarifying Narrative Notes Enter Text here and more text Below
2. Organization	Level 1	Clarifying Narrative Notes Enter Text here and more text Below
3. Personnel	Level 1	Clarifying Narrative Notes Enter Text here and more text Below
4. Exercise	Level 1	Clarifying Narrative Notes Enter Text here and more text Below
5. Training	Level 1	Clarifying Narrative Notes Enter Text here and more text Below
6. Equipment	Level 1	Clarifying Narrative Notes Enter Text here and more text Below

### Survey Navigation

Progress Summary  
Supporting Documents  
Pre-Assessment Questions  
Select Hazards  
Select Capabilities  
Crosswalk Summary

### Capability Assessment

Hazard 1:   
Cap4:

Post-Assessment Questions  
Feedback Form

### State of New Jersey's 2010 Assessment Progress

60%

**Generate Capability Assessment Reports**

Executive Report (PDF, Word)  
SPR Report (PDF, Word)  
Detailed Report (PDF, Word)  
Mission Report (PDF, Word)  
Sub-Jurisdiction Comparison Report (PDF, Word)

## Capability Assessment

State of New Jersey's 2010 Assessment

Instructions: For this Capability and Hazard please select a current level per area. Please use the Clarifying and Narrative fields to justify your current level selection

Hazard: **Earthquake**  
Capability: **Restoration of Lifelines**

Solution Area	Current Level	Notes
1. Planning	<input type="text" value="Level 1"/>	<input type="button" value="Clarifying"/> <input type="button" value="Narrative"/> <input type="button" value="Notes"/> Enter Text here and more text Below
2. Organization	<input type="text" value="Level 1"/>	<input type="button" value="Clarifying"/> <input type="button" value="Narrative"/> <input type="button" value="Notes"/> Enter Text here and more text Below
3. Personnel	<input type="text" value="Level 1"/>	<input type="button" value="Clarifying"/> <input type="button" value="Narrative"/> <input type="button" value="Notes"/> Enter Text here and more text Below
4. Exercise	<input type="text" value="Level 1"/>	<input type="button" value="Clarifying"/> <input type="button" value="Narrative"/> <input type="button" value="Notes"/> Enter Text here and more text Below
5. Training	<input type="text" value="Level 1"/>	<input type="button" value="Clarifying"/> <input type="button" value="Narrative"/> <input type="button" value="Notes"/> Enter Text here and more text Below
6. Equipment	<input type="text" value="Level 1"/>	<input type="button" value="Clarifying"/> <input type="button" value="Narrative"/> <input type="button" value="Notes"/> Enter Text here and more text Below

<< Back | Save | Next >>

