

# Information Collection Screenshots

## Small Vessel Reporting System (SVRS)





## External facing - for SVRS Participants

Topic	Slide
Site Information	<a href="#"><u>2</u></a>
Apply for SVRS Participation	<a href="#"><u>4</u></a>
Schedule/Reschedule Interview Appointment	<a href="#"><u>25</u></a>
Set Initial Password and Security Question/Answer	<a href="#"><u>30</u></a>
Request Password (prior PBRs participants)	<a href="#"><u>37</u></a>
Add/Update/Activate Float Plans	<a href="#"><u>46</u></a>
Register Vessels	<a href="#"><u>71</u></a>
Forgot Your Password	<a href="#"><u>77</u></a>
Change Password	<a href="#"><u>85</u></a>





## External facing - for SVRS Participants

- The production URL is <https://svrs.cbp.dhs.gov>
- Input fields marked with an asterisk (\*) indicate that the field is a required entry.
- Non-updatable date and time data (such as page headers) is U.S. Eastern time.
- Hyperlinks typically open in a new window.
- The participant's browser must have cookies, scripting and TLS 1.0 enabled.
- The web site is fully tested to work in Internet Explorer. It should work satisfactorily in FireFox, Safari, Chrome and Opera.
- The web site is not mobile device ready.
- This release describes a security question and answer prompt. This feature has been temporarily disabled but will be available in the next release.



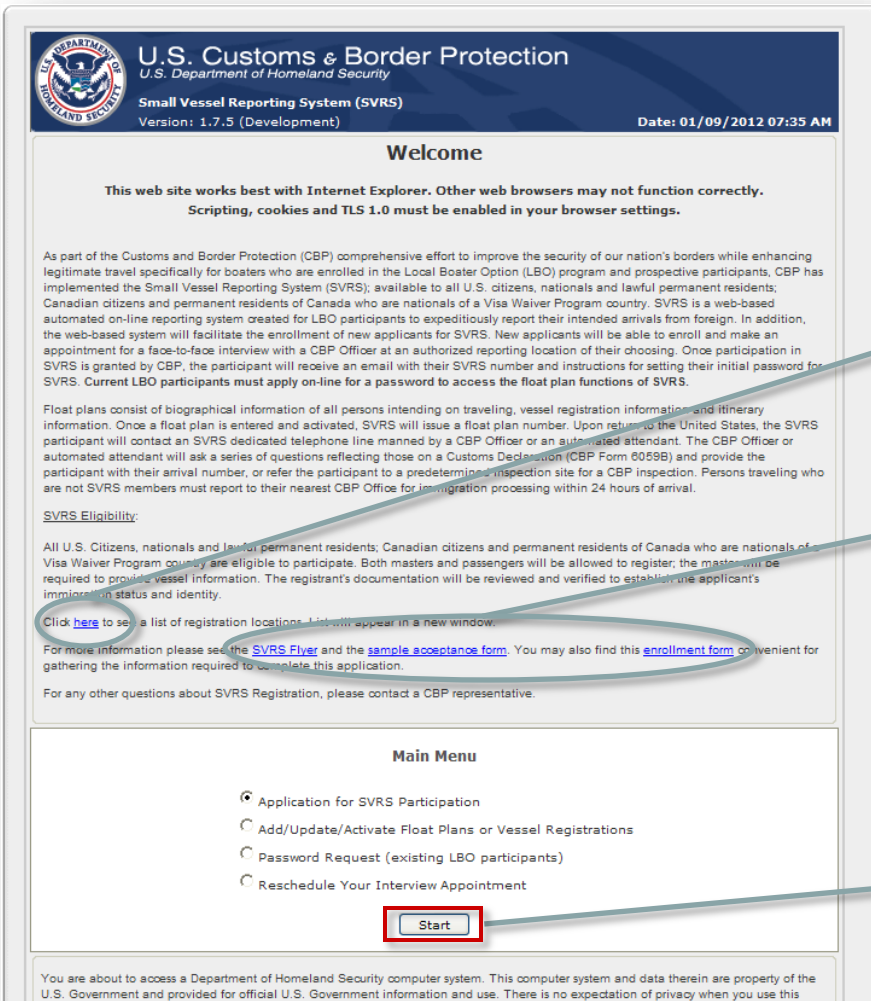
## External facing - for SVRS Participants



- Example of the page displayed when an applicant or participant fails to interact with the application for a set period of minutes.
- Most pages in the participant web application will automatically end (“timeout”) if there is no activity.
- Per DHS policy the “timeout” period is 20 minutes of inactivity.
- Any page that can “timeout” displays a countdown timer at the bottom of the page.
- Any page that does “timeout” will lose any un-saved entries.

- **Apply for SVRS participation**
  - Schedule/Reschedule Interview Appointment
  - Set Initial Password and Security Question
  - Request Password (prior PBRs participants)
  - Add/Update/Activate Float Plans
  - Register Vessels
  - Forgot Your Password
  - Change Password





**U.S. Customs & Border Protection**  
U.S. Department of Homeland Security

**Small Vessel Reporting System (SVRS)**  
Version: 1.7.5 (Development)      Date: 01/09/2012 07:35 AM

### Welcome

**This web site works best with Internet Explorer. Other web browsers may not function correctly. Scripting, cookies and TLS 1.0 must be enabled in your browser settings.**

As part of the Customs and Border Protection (CBP) comprehensive effort to improve the security of our nation's borders while enhancing legitimate travel specifically for boaters who are enrolled in the Local Boater Option (LBO) program and prospective participants, CBP has implemented the Small Vessel Reporting System (SVRS); available to all U.S. citizens, nationals and lawful permanent residents; Canadian citizens and permanent residents of Canada who are nationals of a Visa Waiver Program country. SVRS is a web-based automated on-line reporting system created for LBO participants to expeditiously report their intended arrivals from foreign. In addition, the web-based system will facilitate the enrollment of new applicants for SVRS. New applicants will be able to enroll and make an appointment for a face-to-face interview with a CBP Officer at an authorized reporting location of their choosing. Once participation in SVRS is granted by CBP, the participant will receive an email with their SVRS number and instructions for setting their initial password for SVRS. Current LBO participants must apply on-line for a password to access the float plan functions of SVRS.

Float plans consist of biographical information of all persons intending on traveling, vessel registration information and itinerary information. Once a float plan is entered and activated, SVRS will issue a float plan number. Upon returning to the United States, the SVRS participant will contact an SVRS dedicated telephone line manned by a CBP Officer or an automated attendant. The CBP Officer or automated attendant will ask a series of questions reflecting those on a Customs Declaration (CBP Form 6059B) and provide the participant with their arrival number, or refer the participant to a predetermined inspection site for a CBP inspection. Persons traveling who are not SVRS members must report to their nearest CBP Office for immigration processing within 24 hours of arrival.

SVRS Eligibility:

All U.S. Citizens, nationals and lawful permanent residents; Canadian citizens and permanent residents of Canada who are nationals of a Visa Waiver Program country are eligible to participate. Both masters and passengers will be allowed to register; the master will be required to provide vessel information. The registrant's documentation will be reviewed and verified to establish the applicant's immigration status and identity.

Click [here](#) to see a list of registration locations. List will appear in a new window.

For more information please see the [SVRS Flyer](#) and the [sample acceptance form](#). You may also find this [enrollment form](#) convenient for gathering the information required to complete this application.

For any other questions about SVRS Registration, please contact a CBP representative.

### Main Menu

- Application for SVRS Participation
- Add/Update/Activate Float Plans or Vessel Registrations
- Password Request (existing LBO participants)
- Reschedule Your Interview Appointment

**Start**

You are about to access a Department of Homeland Security computer system. This computer system and data therein are property of the U.S. Government and provided for official U.S. Government information and use. There is no expectation of privacy when you use this

Hyperlinks to list of registration locations

Hyperlinks to PDF versions of relevant documents.

1. Select "Application for SVRS Participation"
2. Click "Start" button



Hyperlink to E-mail address:  
VesselReport@cbp.dhs.gov

[Contact us for more information or assistance.](#)

Session Clock: set to 20 minutes.  
Resets after each action.

This application will automatically end after 16:20 minutes of inactivity. Unsaved changes will be discarded

The screenshot shows the 'Trusted Traveler and Alternative Inspection Program Participation' step of the SVRS application wizard. The page title is 'U.S. Customs and Border Protection' and 'Small Vessel Reporting System (SVRS)'. The date is '01/09/2012 07:41 AM'. The wizard title is 'Small Vessel Reporting System Application Wizard'. The main heading is 'Trusted Traveler and Alternative Inspection Program Participation'. The text reads: 'If you are a participant in a U.S. Customs and Border Protection Trusted Traveler Program (Global Entry, NEXUS, SENTRI, FAST, I-68) please indicate so by checking the box below and selecting which program from the list below.' There is a checkbox labeled 'I am a participant in a Trusted Traveler program'. Below it is a 'Select Program:' section with radio buttons for 'Global Entry', 'NEXUS', 'SENTRI', 'Free and Secure Trade (FAST)', and 'Canadian Border Boat Landing (I-68) Program'. At the bottom are buttons for '<< Previous', 'Next >>', and 'Cancel'. A tooltip at the bottom says 'Click to proceed to the next step.'

Hyperlinks to CBP sites about Trusted Traveler programs

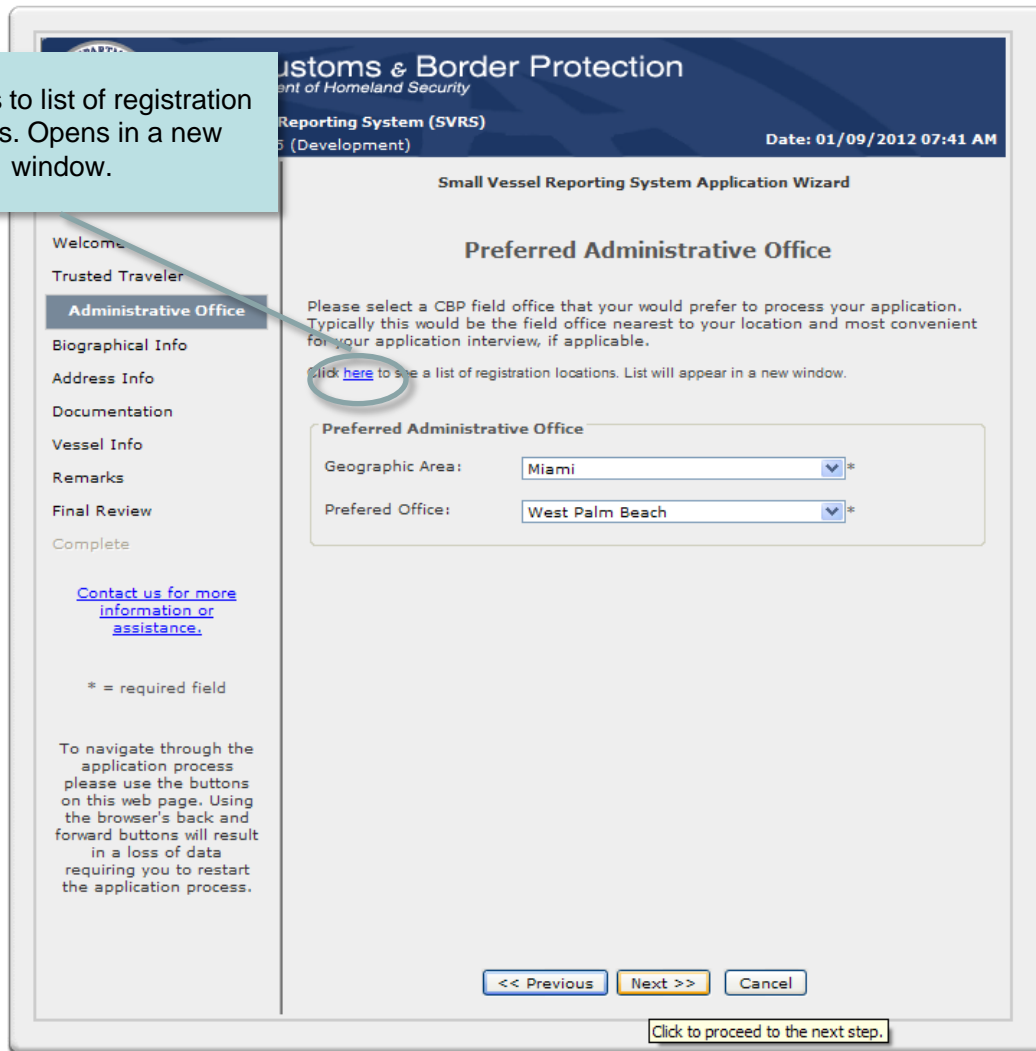
Check the box to enable selection of inspection program, if applicable. If not applicable click the "Next" button.

Select which program from the list

- Indicate participation in a Trusted Traveler or alternative inspection program
- Requirement to report for face-to-face interview is waived



Hyperlinks to list of registration locations. Opens in a new window.



- Indicate desired CBP location for processing the application
- Appointment location will default to this location but they do not have to be the same.



## U.S. Customs & Border Protection

U.S. Department of Homeland Security

Small Vessel Reporting System (SVRS)

Version: 1.7.5 (Development) Date: 01/09/2012 07:41 AM

**Small Vessel Reporting System Application Wizard**

### Boater Biographical Information

First Name:  \*

Middle Name:  \*

Last Name:  \*

Gender:  Male  Female \*

Date of Birth (mm/dd/yyyy):  \*

Country of Birth:  \*

City of Birth:  \*

State of Birth:  \*

Country of Citizenship:  \*

Country of Residence:  \*

Click to proceed to the next step.

**Steps**

- Welcome
- Trusted Traveler
- Administrative Office
- Biographical Info**
- Address Info
- Documentation
- Vessel Info
- Remarks
- Final Review
- Complete

[Contact us for more information or assistance.](#)

\* = required field

To navigate through the application process please use the buttons on this web page. Using the browser's back and forward buttons will result in a loss of data requiring you to restart the application process.

- Enter person information. Required fields are marked by "\*" next to the input box.


U.S. Customs & Border Protection  
U.S. Department of Homeland Security

Small Vessel Reporting System (SVRS)  
Version: 1.7.5 (Development)
Date: 01/09/2012 07:41 AM

Steps

- Welcome
- Trusted Traveler
- Administrative Office
- Biographical Info
- Address Info
- Documentation
- Vessel Info
- Remarks
- Final Review
- Complete

[Contact us for more information or assistance.](#)

\* = required field

To navigate through the application process please use the buttons on this web page. Using the browser's back and forward buttons will result in a loss of data requiring you to restart the application process.

### Small Vessel Reporting System Application Wizard

#### Boater Address Information

Address 1:  \*

Address 2:

City:  \*

Country:  \*

State/Province:  \*

Postal Code:  \*

Telephone:  -  -  \*

Alternate Telephone:  -  -

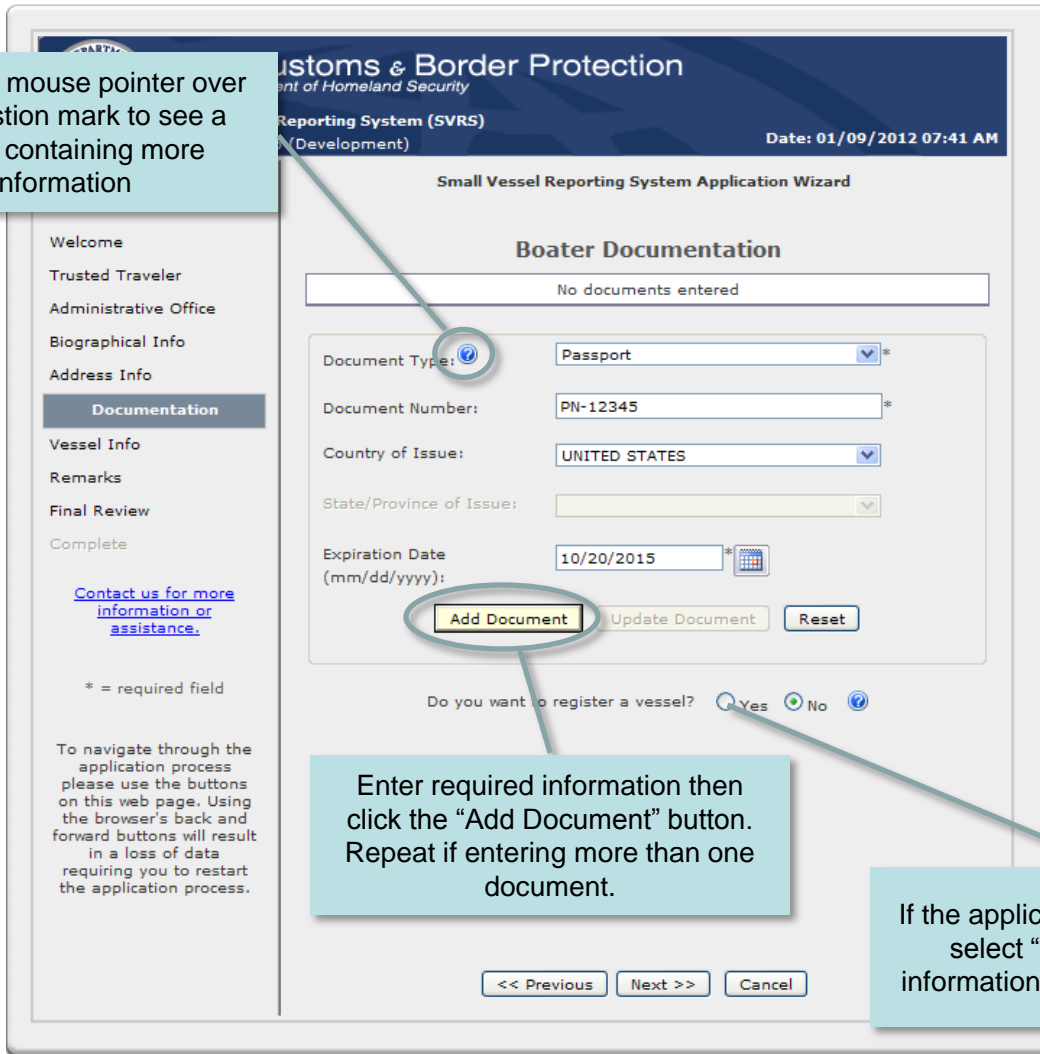
Email Address:  \*

Confirm Email Address:  \*

Click to proceed to the next step.

- Enter address and contact information. If the applicant selects a non-US country, then "State" dropdown list will be disabled.
- E-mail address can be used across multiple applicants in support of family boaters.

Hover the mouse pointer over the question mark to see a popup containing more information



Enter required information then click the "Add Document" button. Repeat if entering more than one document.

If the applicant is a vessel master, select "Yes" to add vessel information before clicking "Next".

- Document Types:
- Passport
  - U.S. Passport Card
  - U.S. I-551 Permanent Resident Card
  - Enhanced Driver's License
  - Canadian Permanent Resident Card

Enter required information.  
Click "Add Document".

NOTE: If the applicant indicated participation in a Trusted Traveler program he will be required to enter his PASS ID number as the document number.

U.S. Customs & Border Protection  
Department of Homeland Security

Vessel Reporting System (SVRS)  
Version: 1.7.5 (Development) Date: 01/09/2012 07:41 AM

### Small Vessel Reporting System Application Wizard

#### Boater Documentation

Type	Number	Country	Expiration
Passport	PN-12345	US	10/20/2015

Document Type:  \*

Document Number:  \*

Country of Issue:

State/Province of Issue:

Expiration Date (mm/dd/yyyy):

Do you want to register a vessel?  Yes  No

\* = required field

To navigate through the application process please use the buttons on this web page. Using the browser's back and forward buttons will result in a loss of data requiring you to restart the application process.

Click "Edit" to change a document then click the "Update Document" button.

Click "Delete" to delete a document. A confirmation prompt will appear.

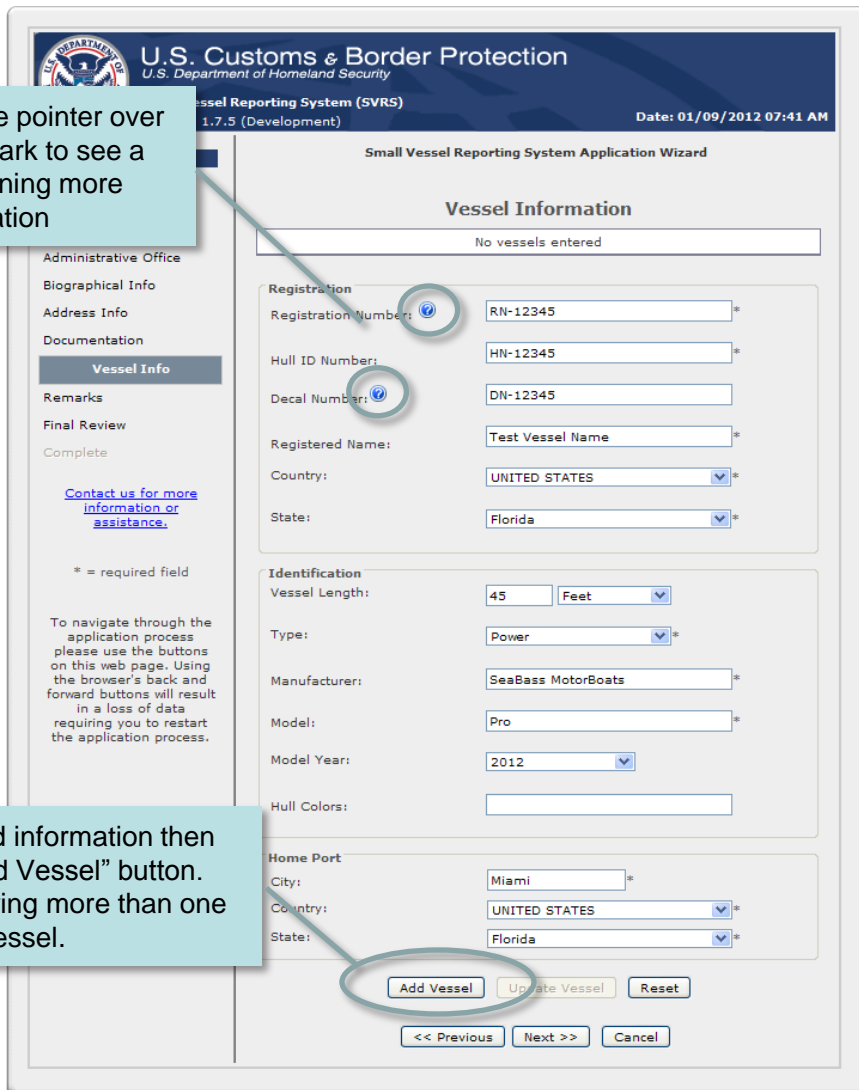
Each document entered will appear in the grid and can be edited or deleted.

Hover the mouse pointer over the question mark to see a popup containing more information

If the applicant is a vessel master, select "Yes" to add vessel information before clicking "Next".

Hover the mouse pointer over the question mark to see a popup containing more information

Enter required information then click the "Add Vessel" button. Repeat if entering more than one vessel.



- This page will not be displayed if the applicant did not select "Vessel Master" on the Boater Documentation page.
- Applicant must enter information for at least one vessel.

# Apply for SVRS Participation - Vessel Registration (slide 2 of 2)

Click "Edit" to change a vessel then click the "Update Vessel" button.

Click "Delete" to delete a vessel. A confirmation prompt will appear.

Each vessel entered will appear in the grid and can be edited or deleted.

U.S. Customs & Border Protection  
Department of Homeland Security  
Vessel Reporting System (SVRS)  
Version: 1.7.5 (Development) Date: 01/09/2012 07:41 AM

Small Vessel Reporting System Application Wizard

Vessel Information

Name	Registration	State	Country
Test Vessel Name	RN-12345	FL	US

Registration

Registration Number:  \*

Hull ID Number:  \*

Decal Number:  \*

Registered Name:  \*

Country: UNITED STATES \*

State: --SELECT A STATE-- \*

Identification

Vessel Length:  Feet \*

Type: Power \*

Manufacturer:  \*

Model:  \*

Model Year: 2012 \*

Hull Colors:

Home Port

City:  \*

Country: UNITED STATES \*

State: --SELECT A STATE-- \*


Buttons: Add Vessel, Update Vessel, Reset, << Previous, Next >>, Cancel




The screenshot shows the 'Remarks' step of the 'Small Vessel Reporting System Application Wizard'. The header includes the U.S. Department of Homeland Security logo, the title 'U.S. Customs & Border Protection', and the system name 'Small Vessel Reporting System (SVRS)'. The version is '1.7.5 (Development)' and the date is '01/09/2012 07:41 AM'. A sidebar on the left lists the steps: Welcome, Trusted Traveler, Administrative Office, Biographical Info, Address Info, Documentation, Vessel Info, **Remarks**, Final Review, and Complete. The main area is titled 'Remarks' and contains a text area with the text 'This is some test text for the remarks section.' and a '(Max 500 characters)' label. At the bottom, there are three buttons: '<< Previous', 'Next >>', and 'Cancel'. A tooltip points to the 'Next >>' button with the text 'Click to proceed to the next step.'

- Applicant can enter remarks up to 500 characters.







## U.S. Customs & Border Protection

U.S. Department of Homeland Security

### Small Vessel Reporting System (SVRS)

Version: 1.7.5 (Development) Date: 01/09/2012 07:41 AM

---

**Steps**

- Welcome
- Trusted Traveler
- Administrative Office
- Biographical Info
- Address Info
- Documentation
- Vessel Info
- Remarks
- Final Review**
- Complete

[Contact us for more information or assistance.](#)

\* = required field

To navigate through the application process please use the buttons on this web page. Using the browser's back and forward buttons will result in a loss of data requiring you to restart the application process.

### Small Vessel Reporting System Application Wizard

## Final Review

Confirmation Number: [REDACTED]

Application Date: **1/9/2012 8:10:32 AM**

Date Generated: **1/9/2012 8:10:32 AM**

**Trusted Traveler**

Trusted Traveler: **No**

**Preferred Administrative Office**

Geographic Area: **Miami**

Prefered Office: **West Palm Beach**

**Biographical Information**

First Name: **John**

Middle Name: **Q.**

Last Name: **Public**

Gender: **Male**

Date of Birth: **01/01/1970**

Country of Birth: **UNITED STATES**

City of Birth: **Miami**

State of Birth: **Florida**

Country of Citizenship: **UNITED STATES**

Country of Residence: **UNITED STATES**

**Boater Address Information**

Address 1: **123 Main Street**

Address 2: **Apt A**

City: **Miami**

State: **Florida**

Country: **UNITED STATES**

Zip Code: **12345**

Telephone: **123-456-7890**

Alternate Telephone:

Email Address: [REDACTED]

- Provides an at-a-glance recap of the application
- Application is not submitted for review until the applicant clicks the "Finish" button (see next slide).

**Boater Documentation**

Document Type	Document Number	Expiration Date	State Of Issue	Country Of Issue
Passport	PN-12345	10/20/2015		UNITED STATES

**Vessel(s)**

Registered Name: **Test Vessel Name**  
 Registration Number: **RN-12345**  
 Hull ID Number: **HN-12345**  
 Decal Number: **DN-12345**  
 State: **Florida**  
 Country: **UNITED STATES**

**Identification**

Vessel Length: **45 Feet**  
 Type: **Power**  
 Manufacturer: **SeaBass MotorBoats**  
 Model: **Pro**  
 Model Year: **2012**  
 Hull Colors:

**Home Port**

City: **Miami**  
 State: **Florida**  
 Country: **UNITED STATES**

**Applicant Remarks**

This is some test text for the remarks section.

[Printer Friendly Version](#)

- Provides an at-a-glance recap of the application
- Application is not submitted for review until the applicant clicks the “Finish” button.

Hyperlink to printer friendly version will open in a new window.

Applicant must click the “Finish” button.

## Trusted Traveler Version



U.S. Department of Homeland Security  
U.S. Customs & Border Protection  
Small Vessel Reporting System (SVRS)  
Version: 1.7.5 (Development) Date: 01/06/2012 01:03 PM

Small Vessel Reporting System Application Wizard  
**Thank You - Your application is complete**

Your confirmation number is: 035052846

U.S. Customs and Border Protection (CBP) Officer will review your application. Once participation in SVRS is complete, you will receive an email with your SVRS number, initial password and instructions for using the system.

[Printer Friendly Version](#)

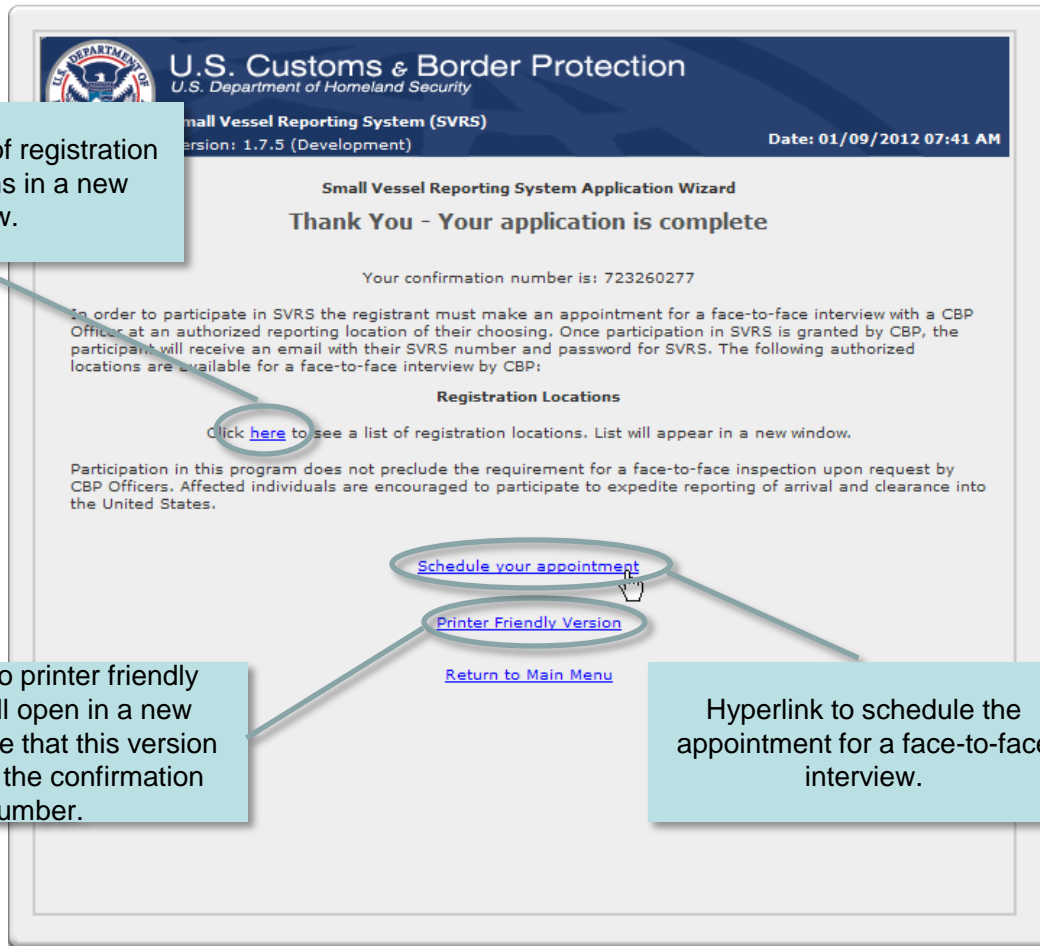
[Return to Main Menu](#)

Hyperlink to printer friendly version will open in a new window. Note that this version will include the confirmation number.

- If the applicant indicated that he participates in a Trusted Traveler program this page will not have a hyperlink to schedule their appointment for an interview.
- At this point the application process is complete.
- Applicant will receive an e-mail message confirming receipt of the application. It will include the confirmation number.

## Non-Trusted Traveler Version

Hyperlinks to list of registration locations. Opens in a new window.



U.S. Department of Homeland Security  
U.S. Customs & Border Protection  
Small Vessel Reporting System (SVRS)  
Version: 1.7.5 (Development) Date: 01/09/2012 07:41 AM

Small Vessel Reporting System Application Wizard  
**Thank You - Your application is complete**

Your confirmation number is: 723260277

In order to participate in SVRS the registrant must make an appointment for a face-to-face interview with a CBP Officer at an authorized reporting location of their choosing. Once participation in SVRS is granted by CBP, the participant will receive an email with their SVRS number and password for SVRS. The following authorized locations are available for a face-to-face interview by CBP:

**Registration Locations**

Click [here](#) to see a list of registration locations. List will appear in a new window.

Participation in this program does not preclude the requirement for a face-to-face inspection upon request by CBP Officers. Affected individuals are encouraged to participate to expedite reporting of arrival and clearance into the United States.

[Schedule your appointment](#)

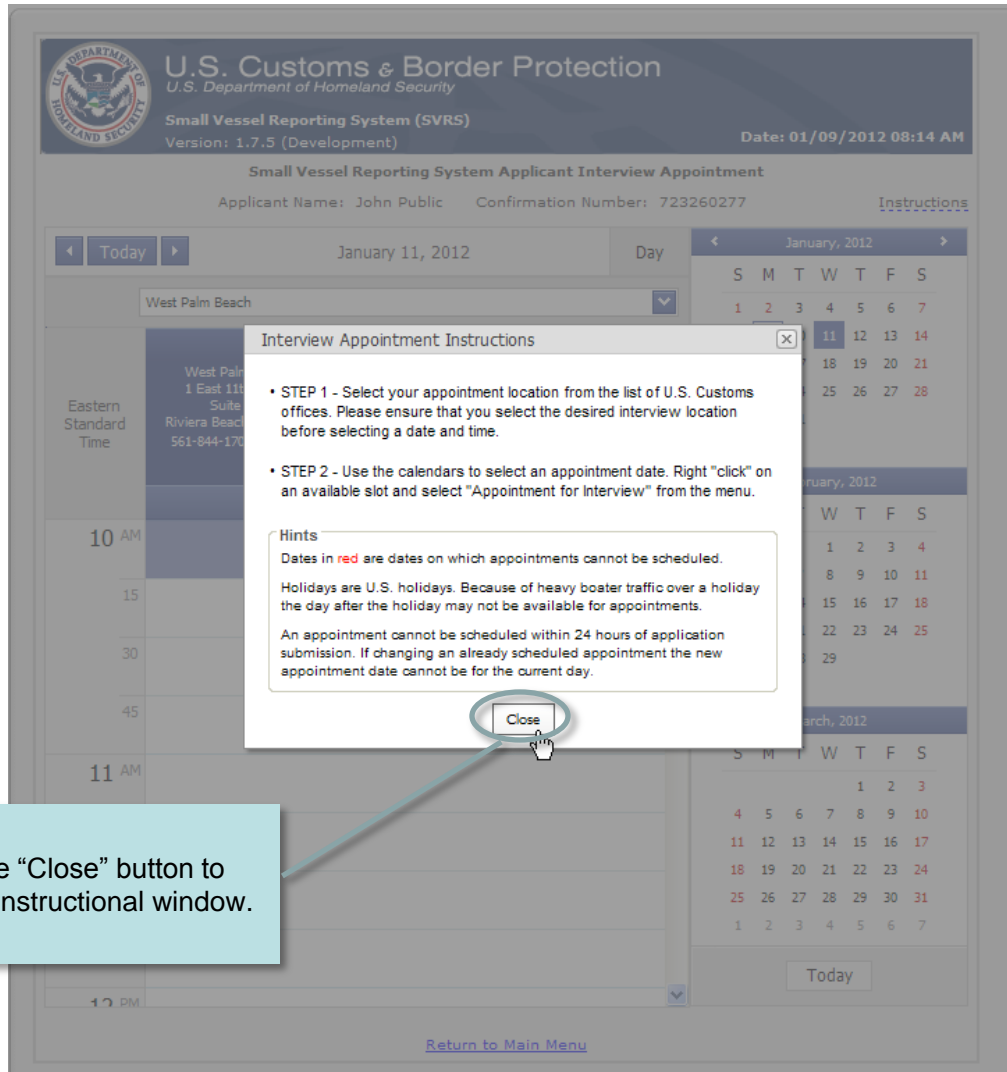
[Printer Friendly Version](#)

[Return to Main Menu](#)

Hyperlink to printer friendly version will open in a new window. Note that this version will include the confirmation number.

Hyperlink to schedule the appointment for a face-to-face interview.

- If the applicant indicated that he does not participate in a Trusted Traveler program this page will have a hyperlink to schedule their appointment for an interview.
- Applicant will receive an e-mail message confirming receipt of the application. It will include the confirmation number and a hyperlink to schedule their appointment.
- Applicant should schedule their appointment for a face-to-face interview at this time. If the applicant chooses not to do so he may schedule it later but that will delay processing.



U.S. Customs & Border Protection  
U.S. Department of Homeland Security  
Small Vessel Reporting System (SVRS)  
Version: 1.7.5 (Development) Date: 01/09/2012 08:14 AM

Small Vessel Reporting System Applicant Interview Appointment  
Applicant Name: John Public Confirmation Number: 723260277

Today January 11, 2012 Day

West Palm Beach

Eastern Standard Time

10 AM

11 AM

12 PM

Return to Main Menu

**Interview Appointment Instructions**

- STEP 1 - Select your appointment location from the list of U.S. Customs offices. Please ensure that you select the desired interview location before selecting a date and time.
- STEP 2 - Use the calendars to select an appointment date. Right "click" on an available slot and select "Appointment for Interview" from the menu.

**Hints**

Dates in red are dates on which appointments cannot be scheduled.

Holidays are U.S. holidays. Because of heavy boater traffic over a holiday the day after the holiday may not be available for appointments.

An appointment cannot be scheduled within 24 hours of application submission. If changing an already scheduled appointment the new appointment date cannot be for the current day.

Close

- Instructional window is displayed to help minimize confusion.

Click the "Close" button to close the instructional window.

# Apply for SVRS Participation - Schedule Appointment (slide 2 of 5)

Select a location for the interview. This will default to the preferred administration location which was selected during the application process but it can be changed.

## U.S. Customs & Border Protection

U.S. Department of Homeland Security

Small Vessel Reporting System (SVRS)

Version: 1.7.5 (Development)

Date: 01/09/2012 08:14 AM

### Small Vessel Reporting System Applicant Interview Appointment

Applicant Name: John Public Confirmation Number: 723260277

[Instructions](#)

Click to re-open the instructional window.

January 11, 2012 Day

West Palm Beach

West Palm Beach  
1 East 11th Street  
Suite 220  
Riviera Beach, FL 33404  
561-844-1703 Ext. 249

Appointments  
10:00 AM - 03:30 PM  
Monday, Tuesday, Wednesday, Thursday, Friday  
Allow 15 minutes

Wednesday, January 11

11 AM Appointment for Interview  
Go to Today

January, 2012

S	M	T	W	T	F	S
	1	2	3	4	5	6
8	9	10	11	12	13	14
15	16	17	18	19	20	21
22	23	24	25	26	27	28
29	30	31				

February, 2012

S	M	T	W	T	F	S
			1	2	3	4
5	6	7	8	9	10	11
12	13	14	15	16	17	18
19	20	21	22	23	24	25
26	27	28	29			

March, 2012

S	M	T	W	T	F	S
			1	2	3	
4	5	6	7	8	9	10
11	12	13	14	15	16	17
18	19	20	21	22	23	24
25	26	27	28	29	30	31
1	2	3	4	5	6	7

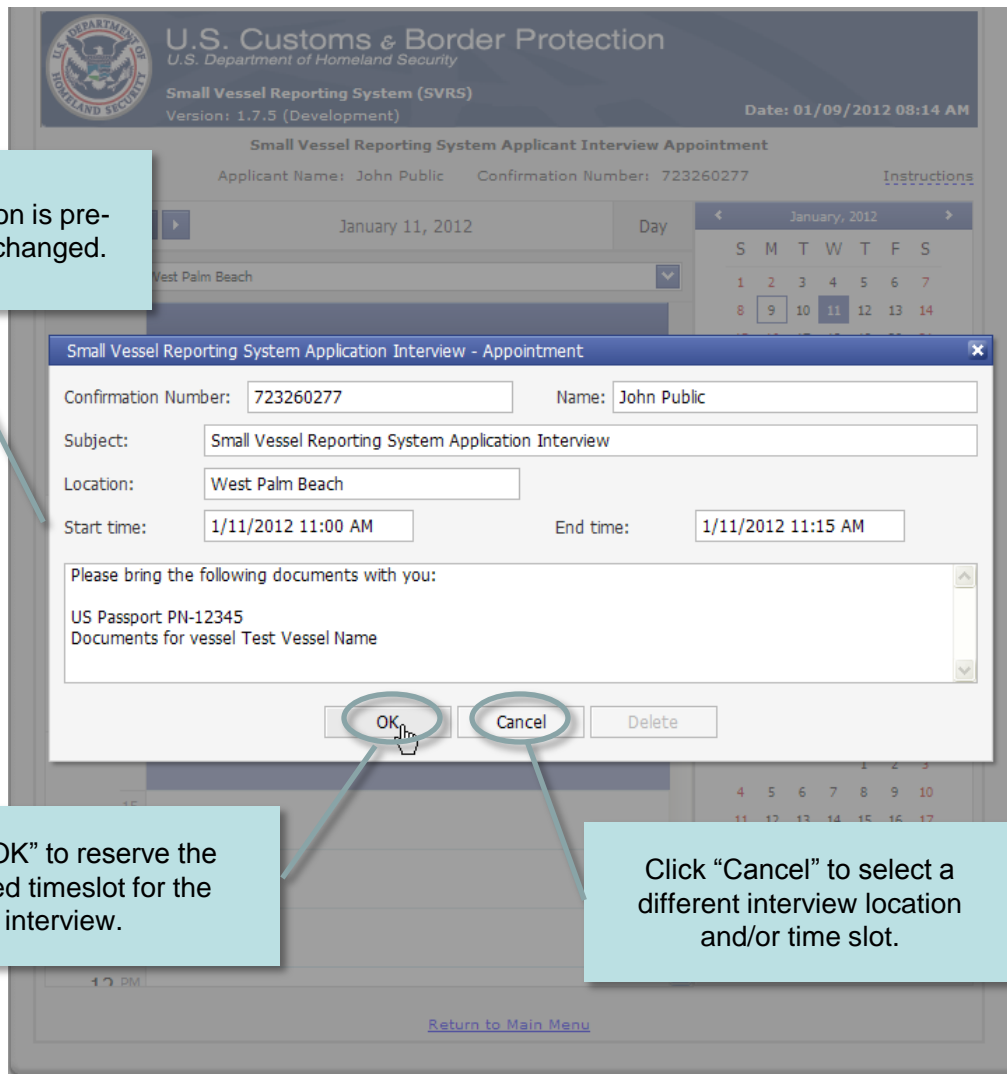
Today

Scheduling details for the selected location. This will vary by location.

Use the calendar to quickly move forward in time. Days in red cannot have appointments scheduled. Days in black bold have at least 1 appointment scheduled

Right-click or double-click in a time-slot to display the appointment menu then click on "Appointment for Interview".

[Return to Main Menu](#)



U.S. Customs & Border Protection  
U.S. Department of Homeland Security  
Small Vessel Reporting System (SVRS)  
Version: 1.7.5 (Development) Date: 01/09/2012 08:14 AM

Small Vessel Reporting System Applicant Interview Appointment  
Applicant Name: John Public Confirmation Number: 723260277

January 11, 2012 Day  
West Palm Beach

Small Vessel Reporting System Application Interview - Appointment

Confirmation Number: 723260277 Name: John Public

Subject: Small Vessel Reporting System Application Interview

Location: West Palm Beach

Start time: 1/11/2012 11:00 AM End time: 1/11/2012 11:15 AM

Please bring the following documents with you:

US Passport PN-12345  
Documents for vessel Test Vessel Name

OK Cancel Delete

Return to Main Menu

Applicant information is pre-filled. It cannot be changed.

Click "OK" to reserve the selected timeslot for the interview.

Click "Cancel" to select a different interview location and/or time slot.

- Information pop-up appears after clicking "Appointment for Interview" in the selected timeslot.



## Confirmation of Appointment for Small Vessel Reporting System Interview

[Print a copy for your records](#)

Please remember to bring the documents listed below

Confirmation Number: **723260277**  
 Application Date: **1/9/2012 8:13:49 AM**  
 Date Generated: **1/9/2012 8:22:16 AM**

**Interview Appointment**  
 Address: **West Palm Beach 1 East 11th Street Suite 220  
 Riviera Beach, FL 33404**  
 Telephone: **561-844-1703 Ext. 249**  
 Time: **01/11/2012 11:00 AM**  
 Comments: **Please bring the following documents with you:  
 US Passport PN-12345  
 Documents for vessel Test Vessel Name**

**Trusted Traveler**  
 Trusted Traveler: **No**

**Preferred Administrative Office**  
 Geographic Area: **Miami**  
 Preferred Office: **West Palm Beach**

**Biographical Information**  
 First Name: **John**  
 Middle Name: **Q.**  
 Last Name: **Public**  
 Gender: **Male**  
 Date of Birth: **01/01/1970**  
 Country of Birth: **UNITED STATES**  
 City of Birth: **Miami**  
 State of Birth: **Florida**  
 Country of Citizenship: **UNITED STATES**  
 Country of Residence: **UNITED STATES**

**Boater Address Information**  
 Address 1: **123 Main Street**  
 Address 2: **Apt A**  
 City: **Miami**  
 State: **Florida**  
 Country: **UNITED STATES**  
 Zip Code: **12345**  
 Telephone: **123-456-7890**  
 Alternate Telephone:  
 Email Address:

**Boater Documentation**

Document Type	Document Number	Expiration Date	State Of Issue	Country Of Issue
Passport	PN-12345	10/20/2015		UNITED STATES

**Vessel(s)**

Registered Name: **Test Vessel Name**  
 Registration Number: **RN-12345**  
 Hull ID Number: **HN-12345**  
 Decal Number: **DN-12345**  
 State: **Florida**  
 Country: **UNITED STATES**

**Identification**  
 Vessel Length: **45 Feet**  
 Type: **Power**  
 Manufacturer: **SeaBass MotorBoats**  
 Model: **Pro**  
 Model Year: **2012**  
 Hull Colors:

**Home Port**  
 City: **Miami**  
 State: **Florida**  
 Country: **UNITED STATES**

**Applicant Remarks**  
 This is some test text for the remarks section.

[Return to Main Menu](#)

- Confirmation page will display after scheduling appointment. This include the application information as well as the appointment information.
- At this point the application process is complete.
- Applicant will receive an e-mail message confirming the appointment. It will also include a link and instruction for rescheduling the appointment if necessary.





## U.S. Customs and Border Protection

Dear SVRS Applicant

Thank you for scheduling your appointment for your interview with a U.S. Customs and Border Protection (CBP) Officer.

Your application confirmation number is **514520744** and your interview appointment is scheduled for **Thursday, 09/08/2011 at 09:00 AM**. You have selected the following CBP location for the interview:

Jacksonville  
2831 Talleyrand Ave  
Jacksonville, FL 32206  
Phone: 555-555-5555

Please allow 15 minutes for the interview process.

Please bring the following documents with you:

US Enhanced Drivers License EDL-12345  
US Passport PN-12345

If you have any questions or you need to update your application please contact the CBP administrative office listed above. If you need to change your appointment time you may do so by clicking [here](#) or by contacting the CBP administrative office.

Thank you for voluntarily participating in the Small Vessel Reporting System (SVRS).

- Sample e-mail message sent to confirm appointment for interview.
- Clicking the link to reschedule the appointment takes the applicant directly to the appointment calendar. The old appointment will be automatically deleted after a new appointment is scheduled.

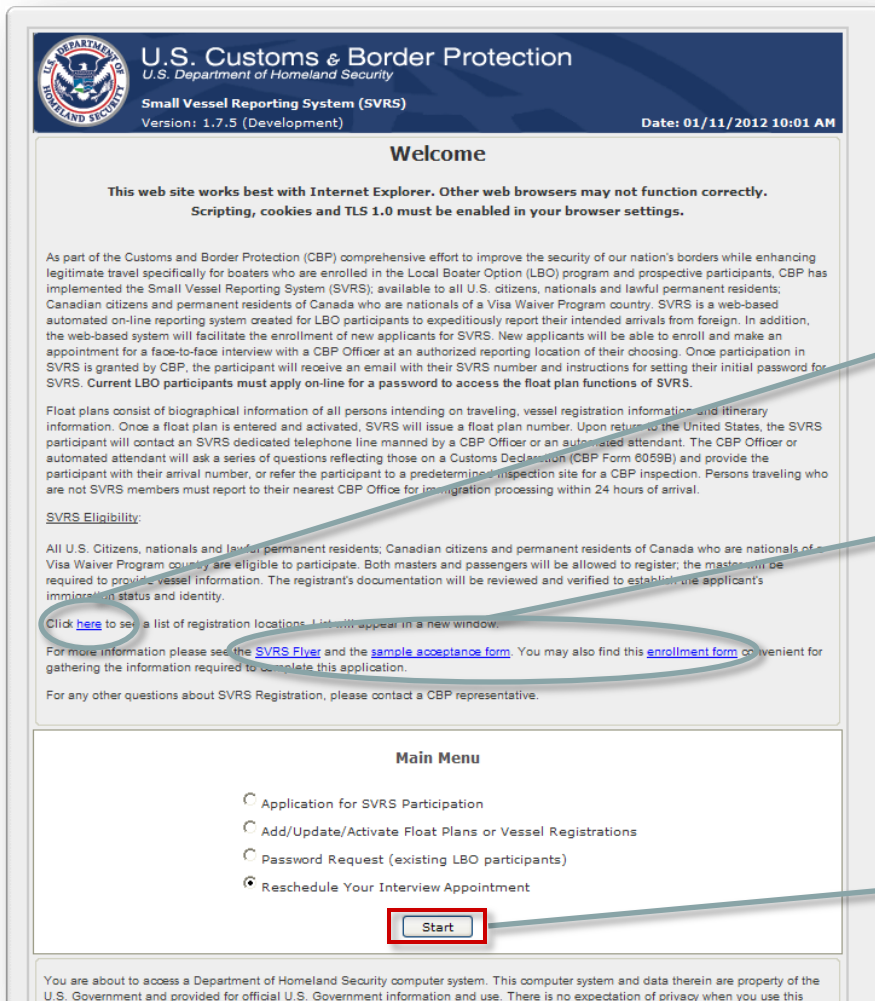
Hyperlink to reschedule interview appointment



- Apply for SVRS participation
- **Schedule/Reschedule Interview Appointment**
- Set Initial Password and Security Question
- Request Password (prior PBRS participants)
- Add/Update/Activate Float Plans
- Register Vessels
- Forgot Your Password
- Change Password



# Reschedule Appointment for Interview - Front Page



**U.S. Customs & Border Protection**  
U.S. Department of Homeland Security

**Small Vessel Reporting System (SVRS)**  
Version: 1.7.5 (Development) Date: 01/11/2012 10:01 AM

### Welcome

**This web site works best with Internet Explorer. Other web browsers may not function correctly. Scripting, cookies and TLS 1.0 must be enabled in your browser settings.**

As part of the Customs and Border Protection (CBP) comprehensive effort to improve the security of our nation's borders while enhancing legitimate travel specifically for boaters who are enrolled in the Local Boater Option (LBO) program and prospective participants, CBP has implemented the Small Vessel Reporting System (SVRS); available to all U.S. citizens, nationals and lawful permanent residents, Canadian citizens and permanent residents of Canada who are nationals of a Visa Waiver Program country. SVRS is a web-based automated on-line reporting system created for LBO participants to expeditiously report their intended arrivals from foreign. In addition, the web-based system will facilitate the enrollment of new applicants for SVRS. New applicants will be able to enroll and make an appointment for a face-to-face interview with a CBP Officer at an authorized reporting location of their choosing. Once participation in SVRS is granted by CBP, the participant will receive an email with their SVRS number and instructions for setting their initial password for SVRS. Current LBO participants must apply on-line for a password to access the float plan functions of SVRS.

Float plans consist of biographical information of all persons intending on traveling, vessel registration information and itinerary information. Once a float plan is entered and activated, SVRS will issue a float plan number. Upon returning to the United States, the SVRS participant will contact an SVRS dedicated telephone line manned by a CBP Officer or an automated attendant. The CBP Officer or automated attendant will ask a series of questions reflecting those on a Customs Declaration (CBP Form 6059B) and provide the participant with their arrival number, or refer the participant to a predetermined inspection site for a CBP inspection. Persons traveling who are not SVRS members must report to their nearest CBP Office for immigration processing within 24 hours of arrival.

SVRS Eligibility:

All U.S. Citizens, nationals and lawful permanent residents, Canadian citizens and permanent residents of Canada who are nationals of a Visa Waiver Program country are eligible to participate. Both masters and passengers will be allowed to register; the master will be required to provide vessel information. The registrant's documentation will be reviewed and verified to establish the applicant's immigration status and identity.

Click [here](#) to see a list of registration locations. List will appear in a new window.

For more information please see the [SVRS Flyer](#) and the [sample acceptance form](#). You may also find this [enrollment form](#) convenient for gathering the information required to complete this application.

For any other questions about SVRS Registration, please contact a CBP representative.

### Main Menu

- Application for SVRS Participation
- Add/Update/Activate Float Plans or Vessel Registrations
- Password Request (existing LBO participants)
- Reschedule Your Interview Appointment


You are about to access a Department of Homeland Security computer system. This computer system and data therein are property of the U.S. Government and provided for official U.S. Government information and use. There is no expectation of privacy when you use this

Hyperlinks to list of registration locations

Hyperlinks to PDF versions of relevant documents.

1. Select "Reschedule Your Interview Appointment"
2. Click "Start" button

# Reschedule Appointment for Interview - Request Reschedule


U.S. Customs & Border Protection  
U.S. Department of Homeland Security

Small Vessel Reporting System (SVRS)  
Version: 1.7.5 (Development)
Date: 01/11/2012 10:48 AM

### Schedule/Reschedule Interview Appointment

If you have submitted your application for participation in the SVRS program you were given the opportunity to schedule an appointment, date and time for your interview with a U.S. Customs Officer. If you wish to change that appointment or if you failed to schedule your appointment when submitting your application you can reschedule an appointment by completing the information below and clicking the "Submit" button. Your appointment will then be immediately verified and further instructions will be sent to your e-mail address. In that e-mail message will be a link that you must use to schedule/reschedule your appointment. Please note that this link will only be valid once it is used or after 24 hours, whichever comes first.

Confirmation Number:  \*

E-Mail Address:  \*

Confirm E-Mail Address:  \*

Birth Date: Month  \* Day  \* Year  \*

\* = required field

This application will automatically end after 16:26 minutes of inactivity. Unsaved changes will be discarded.

Hover the mouse pointer over the dotted lines to see a popup containing more information

Click "Submit" to request e-mail instructions for rescheduling the appointment.

- Enter the requested information.
  - All fields must match what was entered on the application for participation.
  - An e-mail message containing instructions will be sent to the e-mail address provided.
- Session Clock: set to 20 minutes. Resets after each action.



## U.S. Customs and Border Protection

Dear SVRS Applicant

Thank you for voluntarily participating in the Small Vessel Reporting System (SVRS).

Your application confirmation number is 547026077

Please click the link below to schedule or reschedule your interview appointment. This link will be available for 24 hours and will expire after 09/07/2011 12:38 PM (U.S. Eastern Time). If you are rescheduling an appointment the existing appointment will be automatically deleted when you complete scheduling the new appointment date.

[Schedule or Reschedule SVRS Interview Appointment.](#)

Optionally you can copy the link below and paste it into your browser window.

<http://localhost:1520/Application/Appointment.aspx?cn=547026077>

If you experience problems changing the appointment location or the appointment date please use your browser to refresh the page.


For more detailed information about the CBP requirements for pleasure boaters, please visit our website at [www.cbp.gov](http://www.cbp.gov).

Thank you for voluntarily participating in the Small Vessel Reporting System (SVRS).

**HAVE A SAFE AND ENJOYABLE BOATING SEASON!**

- Sample e-mail message sent to provide instructions for rescheduling the interview appointment.
- Clicking the link to reschedule the appointment takes the applicant directly to the appointment calendar. The old appointment will be automatically deleted after a new appointment is scheduled.

Hyperlink to reschedule interview appointment



Please see the section  
“Apply for SVRS Participation - Schedule Appointment”  
which presents the process for using the appointment  
calendar/scheduler.



# Set Initial Password and Security Question

## External facing - for SVRS Participants

- Apply for SVRS participation
- Schedule/Reschedule Interview Appointment
- **Set Initial Password and Security Question**
- Request Password (prior PBRs participants)
- Add/Update/Activate Float Plans
- Register Vessels
- Forgot Your Password
- Change Password



## U.S. Customs and Border Protection

Dear Participant,

Thank you for voluntarily participating in the Small Vessel Reporting System (SVRS).

**Your SVRS Number is BR547026077**

Please click the link below to confirm your e-mail address and to setup your password.

[SVRS Password Setup](#)

Optionally you can copy the link below and paste it into your browser window.

<http://localhost:1520/Application/SetInitialApplicantPassword.aspx?id=f14808fa-1b24-4c54-9996-c9b171b63416>

We would like to provide some information about Customs and Border Protection (CBP) requirements for pleasure boaters and the SVRS.

The master of a pleasure boat arriving from foreign is required to contact CBP via telephone immediately upon arrival (pursuant to 19 CFR 4.2 and 8 CFR 235.1) and make an oral declaration for themselves and all passengers on the boat concerning any goods purchased or acquired while abroad (19 CFR 148.11 and 148.12). The master is also required to report in-person at the nearest port-of-entry (POE) within 24 hours to submit the necessary documentation to verify identity and lawful immigration status (pursuant to 8 USC 1321 and 1323). For more detailed information about the CBP requirements for pleasure boaters, please visit our website at [www.cbp.gov](http://www.cbp.gov).

The SVRS will allow you as a participant, *under certain circumstances*, to telephonically report the arrival of your vessel, make customs declarations, and submit any necessary additional information and may be cleared without a face-to-face inspection. Please note that the immigration status and citizenship must be valid and participants must possess appropriate valid immigration and identity documents at all times.

- Sample portion of the e-mail message sent to applicants notifying them that their application for participation in SVRS has been approved.
- A Float Plan Guide (in PDF format) is attached to the message. Future release of SVRS will include link to download it instead.

Hyperlink to setup initial SVRS password



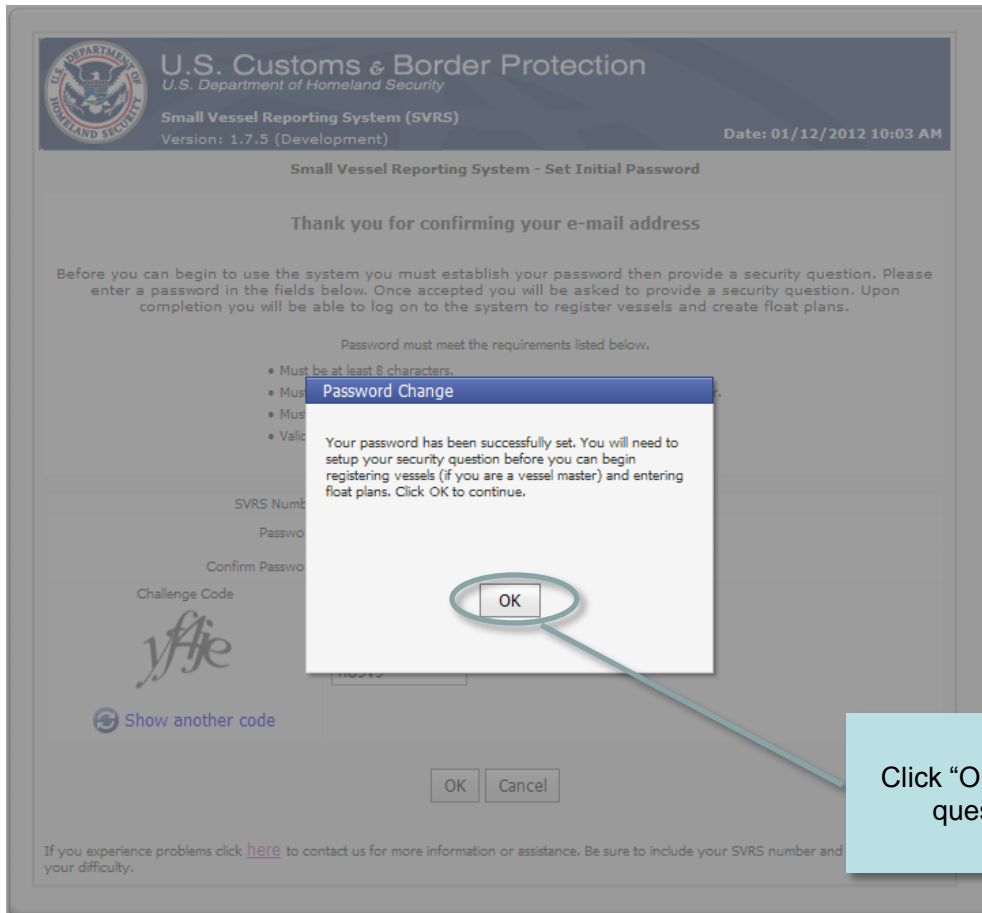
Password must conform to the criteria listed (subject to DHS policy)

Challenge code prevents automated entry by malicious software. Every effort was made to ensure that the challenge code is readable. If it cannot be recognized click the "Show another code" link until a satisfactory code appears.

Click "OK" to validate and setup the password.

Session Clock: set to 20 minutes. Resets after each action.

- NOTE: A new password cannot be a password that was previously used over the prior 2 years (subject to DHS policy).
- Participant will receive an e-mail message confirming that he has successfully setup his initial password.



U.S. Customs & Border Protection  
U.S. Department of Homeland Security

Small Vessel Reporting System (SVRS)  
Version: 1.7.5 (Development) Date: 01/12/2012 10:03 AM

Small Vessel Reporting System - Set Initial Password

Thank you for confirming your e-mail address

Before you can begin to use the system you must establish your password then provide a security question. Please enter a password in the fields below. Once accepted you will be asked to provide a security question. Upon completion you will be able to log on to the system to register vessels and create float plans.

Password must meet the requirements listed below.

- Must be at least 8 characters.
- Must
- Must
- Valid

SVRS Number  
Password  
Confirm Password  
Challenge Code

*yAje*

Show another code

OK Cancel

If you experience problems click [here](#) to contact us for more information or assistance. Be sure to include your SVRS number and your difficulty.

- New SVRS participants must provide a security question and answer. In a future release these will be used to confirm a forgotten password request.
- Existing participants that have not provided a security question and answer will be prompted to do so on their next login.

Click "OK" to setup a security question and answer



## U.S. Customs and Border Protection

Dear Participant

You have successfully set your password for SVRS Number: BR547026077

You can click [here](#) to begin filing float plans and updating vessel information or, optionally, you can copy the link below and paste it into your browser window.

<http://localhost:1520//default.aspx>

Thank you for voluntarily participating in the Small Vessel Reporting System (SVRS).

**HAVE A SAFE AND ENJOYABLE TRIP!**

Hyperlink to SVRS participant login page

- Sample e-mail message confirming that participant has successfully setup his initial password.

A security question and answer should follow these guidelines

U.S. Customs & Border Protection  
U.S. Department of Homeland Security

**Small Vessel Reporting System (SVRS)**  
Version: 1.7.5 (Development)
Date: 01/11/2012 02:21 PM  
SVRS Number: BR1234567 [Logout](#)

**Small Vessel Reporting System Security Question**

Before you can begin to use the system you must establish a security question and answer. The security question is used to verify and protect your identity. Below are some tips for creating your security question and answer.

- Create a question that can only be answered by you. Anyone that can guess or research the answer may be able to compromise your account
- The question and answer should not be associated with your password.
- Carefully note the exact spelling of your answer. It will not be case-sensitive.
- The answer should be one that will not change over time.

SVRS Number	BR1234567
Security Question	my pet's favorite food
Answer	dog food

This application will automatically end after 18:45 minutes of inactivity. Unsaved changes will be discarded.

- New SVRS participants must provide a security question and answer. In a future release these will be used to confirm a forgotten password request.
- Existing participants that have not provided a security question and answer will be prompted to do so on their next login.

Click "OK" to validate and save the security question and answer

Session Clock: set to 20 minutes. Resets after each action.



**U.S. Customs & Border Protection**  
U.S. Department of Homeland Security

**Small Vessel Reporting System (SVRS)**  
Version: 1.7.5 (Development)

Date: 01/12/2012 10:06 AM  
SVRS Number: BR547026077 [Logout](#)

### Small Vessel Reporting System Security Question

Before you can begin to use the system you must establish a security question and answer. The security question is used to verify and protect your identity. Below are some tips for creating your security question and answer.

- Create a question that can only be answered by you. Anyone that can guess or research the answer may be able to compromise your account
- The question and answer should not be associated with your password.
- Carefully note the exact spelling of your answer. It will not be case-sensitive.
- The answer should be one that will not change over time.

SVRS Number: BR547026077

Security Question: pet's favor

Answer: baked alas

**Set Security Question**

Your security question has been successfully set.

OK

Click "OK" to go to the Float Plan Main Menu.



# Request Password (prior PBRS participants)

## External facing - for SVRS Participants

- Apply for SVRS participation
- Schedule/Reschedule Interview Appointment
- Set Initial Password and Security Question/Answer
- **Request Password (prior PBRS participants)**
  - Add/Update/Activate Float Plans
  - Register Vessels
  - Forgot Your Password
  - Change Password

# Request Password (prior PBRs participants) - Front Page

**U.S. Customs & Border Protection**  
U.S. Department of Homeland Security

**Small Vessel Reporting System (SVRS)**  
Version: 1.7.5 (Development) Date: 01/11/2012 11:36 AM

### Welcome

**This web site works best with Internet Explorer. Other web browsers may not function correctly. Scripting, cookies and TLS 1.0 must be enabled in your browser settings.**

As part of the Customs and Border Protection (CBP) comprehensive effort to improve the security of our nation's borders while enhancing legitimate travel specifically for boaters who are enrolled in the Local Boater Option (LBO) program and prospective participants, CBP has implemented the Small Vessel Reporting System (SVRS), available to all U.S. citizens, nationals and lawful permanent residents; Canadian citizens and permanent residents of Canada who are nationals of a Visa Waiver Program country. SVRS is a web-based automated on-line reporting system created for LBO participants to expeditiously report their intended arrivals from foreign. In addition, the web-based system will facilitate the enrollment of new applicants for SVRS. New applicants will be able to enroll and make an appointment for a face-to-face interview with a CBP Officer at an authorized reporting location of their choosing. Once participation in SVRS is granted by CBP, the participant will receive an email with their SVRS number and instructions for setting their initial password for SVRS. Current LBO participants must apply on-line for a password to access the float plan functions of SVRS.

Float plans consist of biographical information of all persons intending on traveling, vessel registration information and itinerary information. Once a float plan is entered and activated, SVRS will issue a float plan number. Upon return to the United States, the SVRS participant will contact an SVRS dedicated telephone line manned by a CBP Officer or an automated attendant. The CBP Officer or automated attendant will ask a series of questions reflecting those on a Customs Declaration (CBP Form 6059B) and provide the participant with their arrival number, or refer the participant to a predetermined inspection site for a CBP inspection. Persons traveling who are not SVRS members must report to their nearest CBP Office for immigration processing within 24 hours of arrival.

SVRS Eligibility:

All U.S. Citizens, nationals and lawful permanent residents; Canadian citizens and permanent residents of Canada who are nationals of a Visa Waiver Program country are eligible to participate. Both masters and passengers will be allowed to register; the master will be required to provide vessel information. The registrant's documentation will be reviewed and verified to establish the applicant's immigration status and identity.

Click [here](#) to see a list of registration locations. List will appear in a new window.

For more information please see the [SVRS Flyer](#) and the [sample acceptance form](#). You may also find this [enrollment form](#) convenient for gathering the information required to complete this application.

For any other questions about SVRS Registration, please contact a CBP representative.

### Main Menu

- Application for SVRS Participation
- Add/Update/Activate Float Plans or Vessel Registrations
- Password Request (existing LBO participants)
- Reschedule Your Interview Appointment

**Start**

You are about to access a Department of Homeland Security computer system. This computer system and data therein are property of the U.S. Government and provided for official U.S. Government information and use. There is no expectation of privacy when you use this

Hyperlinks to list of registration locations

Hyperlinks to PDF versions of relevant documents.

1. Select "Password Request"
2. Click "Start" button

# Request Password (prior PBRS participants) - Enter PBRS Information



**U.S. Customs & Border Protection**  
U.S. Department of Homeland Security

**Small Vessel Reporting System (SVRS)**  
Version: 1.7.5 (Development) Date: 01/11/2012 12:08 PM

**Password Request (Existing LBO Participants)**

As a participant in the LBO program you can gain access to this system by completing the information and clicking the "Submit" button. Your information will then be immediately verified and further instructions will be sent to your e-mail address. In that e-mail message will be a link that you must browse to so that your e-mail address can be verified as accurate. At that time you will be given the opportunity to establish your password. If you are experiencing problems click [here](#) to contact us for more information or assistance. Be sure to include your LBO number and a description of your difficulty.

LBO Number:

E-Mail Address:

Confirm E-Mail Address:

Date of Birth:

Challenge Code: **vsk5d**

Enter the challenge code shown on the left:

[Show another code](#)

This application will automatically end after 19:13 minutes of inactivity. Unsaved changes will be discarded.

Hover the mouse pointer over the dotted lines to see a popup containing more information

Challenge code prevents automated entry by malicious software. Every effort was made to ensure that the challenge code is readable. If it cannot be recognized click the "Show another code" link until a satisfactory code appears.

Click "OK" to request e-mail instructions for establishing the initial SVRS password.

Session Clock: set to 20 minutes. Resets after each action.

- The Request Password feature is intended to allow SVRS access, without having to submit an application, to Pleasure Boat Reporting System (PBRS) participants.
- Enter the requested information.
- LBO number and date-of-birth must be found in the database provided by the Miami field office. There is no interface between SVRS and PBRS at this time.
- An e-mail message containing instructions will be sent to the e-mail address provided.
- Request Password can be used only one time per LBO number.





## U.S. Customs and Border Protection

Dear Participant

Thank you for voluntarily participating in the Small Vessel Reporting System (SVRS).

Your SVRS Number is **BR0092029**

Please click [here](#) to confirm your e-mail address and to setup your password. Optionally, you can copy the link below and paste it into your browser window.

<http://localhost:1520/Application/SetInitialPassword.aspx?id=1b17f406-7dec-4b03-8295-000bb83ce39e>

For more detailed information about the CBP requirements for pleasure boaters, please visit our website at [www.cbp.gov](http://www.cbp.gov).

**HAVE A SAFE AND ENJOYABLE BOATING SEASON!**

Hyperlink to setup initial SVRS password

- Sample e-mail message sent to provide instructions for setting the initial SVRS password.



**U.S. Customs & Border Protection**  
U.S. Department of Homeland Security  
Small Vessel Reporting System (SVRS)  
Version: 1.7.5 (Development) Date: 01/11/2012 02:11 PM

**Small Vessel Reporting System Access Request**

Thank you for confirming your e-mail address

When you begin to use the system you must establish your password then provide a security question. Please enter your information in the fields below. Once accepted you will be asked to provide a security question. Upon completion you will be able to log on to the system to register vessels and create float plans.

Password must meet the requirements listed below.

- Must be at least 8 characters.
- Must contain at least one lower case letter and one upper case letter.
- Must contain at least one digit and one special character.
- Valid special characters are ! @ # \$ % ^ & + =

SVRS Number: BR1234567  
E-Mail Address: [redacted]  
Password: [redacted]  
Confirm Password: [redacted]

Challenge Code: *fdps3*  
Enter the challenge code shown on the left:  
fdps3

[Show another code](#)

This application will automatically end after 19:36 minutes of inactivity. Unsaved changes will be discarded.

Password must conform to the criteria listed (subject to DHS policy)

- Must be at least 8 characters.
- Must contain at least one lower case letter and one upper case letter.
- Must contain at least one digit and one special character.
- Valid special characters are ! @ # \$ % ^ & + =

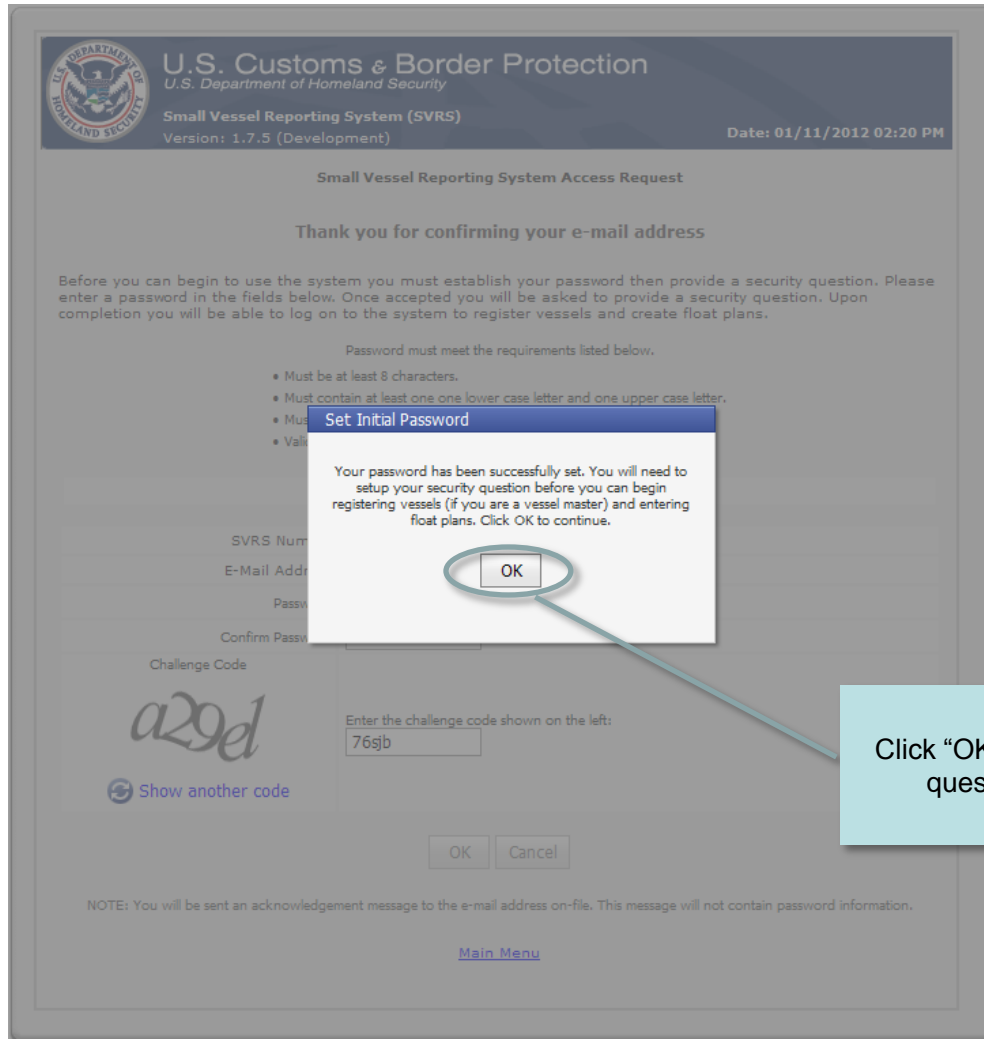
Challenge code prevents automated entry by malicious software. Every effort was made to ensure that the challenge code is readable. If it cannot be recognized click the "Show another code" link until a satisfactory code appears.

Click "OK" to validate and setup the password.

Session Clock: set to 20 minutes. Resets after each action.

- NOTE: A new password cannot be a password that was previously used over the prior 2 years (subject to DHS policy).
- Participant will receive an e-mail message confirming that he has successfully setup his initial password.

## Request Password - Set Initial Password (slide 2 of 3)



U.S. Customs & Border Protection  
U.S. Department of Homeland Security  
Small Vessel Reporting System (SVRS)  
Version: 1.7.5 (Development) Date: 01/11/2012 02:20 PM

Small Vessel Reporting System Access Request

Thank you for confirming your e-mail address

Before you can begin to use the system you must establish your password then provide a security question. Please enter a password in the fields below. Once accepted you will be asked to provide a security question. Upon completion you will be able to log on to the system to register vessels and create float plans.

Password must meet the requirements listed below.

- Must be at least 8 characters.
- Must contain at least one lower case letter and one upper case letter.
- Must
- Vali

**Set Initial Password**

Your password has been successfully set. You will need to setup your security question before you can begin registering vessels (if you are a vessel master) and entering float plans. Click OK to continue.

OK

SVRS Num  
E-Mail Ad  
Passw  
Confirm Passw

Challenge Code  
a29ed  
Enter the challenge code shown on the left:  
76sjb

Show another code

OK Cancel

NOTE: You will be sent an acknowledgement message to the e-mail address on-file. This message will not contain password information.

[Main Menu](#)

- New SVRS participants must provide a security question and answer. In a future release these will be used to confirm a forgotten password request.
- Existing participants that have not provided a security question and answer will be prompted to do so on their next login.

Click "OK" to setup a security question and answer



## U.S. Customs and Border Protection

Dear Participant

You have successfully set your password for SVRS Number: BR547026077

You can click [here](#) to begin filing float plans and updating vessel information or, optionally, you can copy the link below and paste it into your browser window.

<http://localhost:1520//default.aspx>

Thank you for voluntarily participating in the Small Vessel Reporting System (SVRS).

**HAVE A SAFE AND ENJOYABLE TRIP!**

Hyperlink to SVRS participant login page

- Sample e-mail message confirming that participant has successfully setup his initial password.

A security question and answer should follow these guidelines

**U.S. Customs & Border Protection**  
U.S. Department of Homeland Security

**Small Vessel Reporting System (SVRS)** Date: 01/11/2012 02:21 PM  
Version: 1.7.5 (Development) SVRS Number: BR1234567 [Logout](#)

**Small Vessel Reporting System Security Question**

Before you can begin to use the system you must establish a security question and answer. The security question is used to verify and protect your identity. Below are some tips for creating your security question and answer.

- Create a question that can only be answered by you. Anyone that can guess or research the answer may be able to compromise your account
- The question and answer should not be associated with your password.
- Carefully note the exact spelling of your answer. It will not be case-sensitive.
- The answer should be one that will not change over time.

---

SVRS Number: BR1234567

Security Question:

Answer:

This application will automatically end after 18:45 minutes of inactivity. Unsaved changes will be discarded.

- New SVRS participants must provide a security question and answer. In a future release these will be used to confirm a forgotten password request.
- Existing participants that have not provided a security question and answer will be prompted to do so on their next login.

Click "OK" to validate and save the security question and answer

Session Clock: set to 20 minutes. Resets after each action.



U.S. Customs & Border Protection  
U.S. Department of Homeland Security

Small Vessel Reporting System (SVRS)  
Version: 1.7.5 (Development)

Date: 01/11/2012 02:21 PM  
SVRS Number: BR1234567 [Logout](#)

### Small Vessel Reporting System Security Question

Before you can begin to use the system you must establish a security question and answer. The security question is used to verify and protect your identity. Below are some tips for creating your security question and answer.

- Create a question that can only be answered by you. Anyone that can guess or research the answer may be able to compromise your account
- The question and answer should not be associated with your password.
- Carefully note the exact spelling of your answer. It will not be case-sensitive.
- The answer should be one that will not change over time.

SVRS Number: BR1234567

Security Question:

Answer:

Set Security Question

Your security question has been successfully set.

OK

Click "OK" to go to the Float Plan Main Menu.

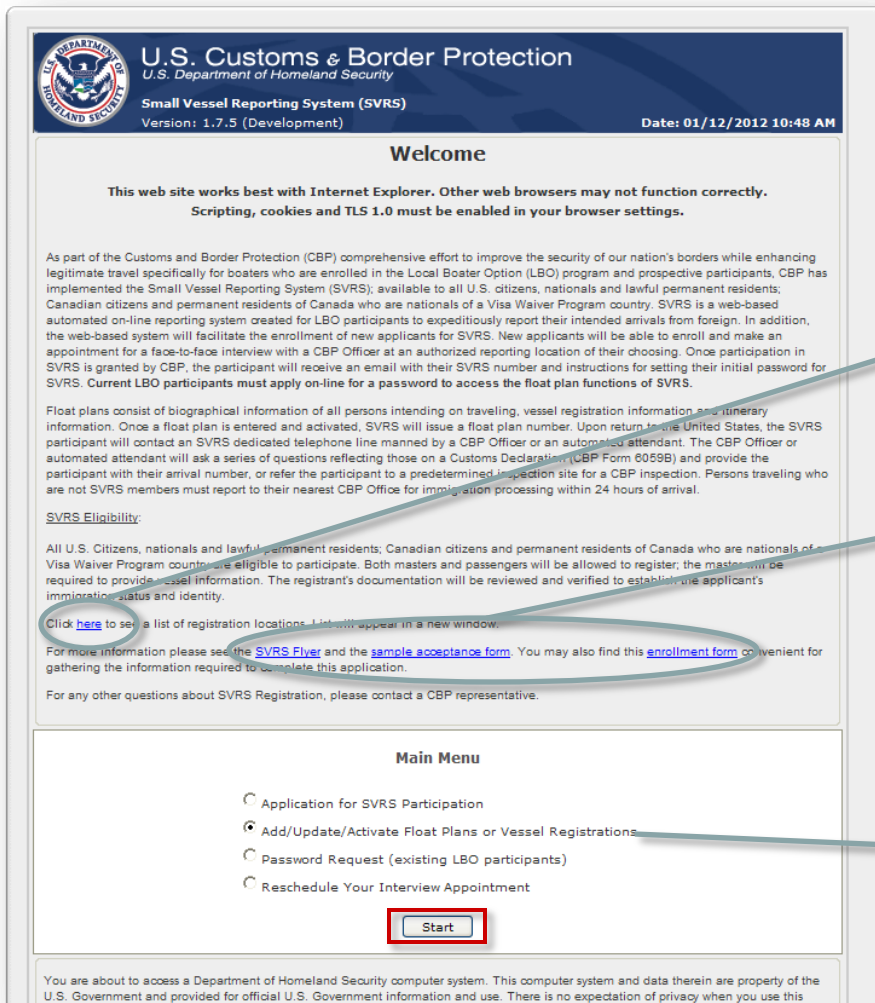
# Add/Update/Activate Float Plans

## External facing - for SVRS Participants

- Apply for SVRS participation
  - Schedule/Reschedule Interview Appointment
  - Set Initial Password and Security Question/Answer
  - Request Password (prior PBRs participants)
- **Add/Update/Activate Float Plans**
    - Register Vessels
    - Forgot Your Password
    - Change Password



# Add/Update/Activate Float Plans - Front Page



**U.S. Customs & Border Protection**  
U.S. Department of Homeland Security  
Small Vessel Reporting System (SVRS)  
Version: 1.7.5 (Development) Date: 01/12/2012 10:48 AM

## Welcome

**This web site works best with Internet Explorer. Other web browsers may not function correctly. Scripting, cookies and TLS 1.0 must be enabled in your browser settings.**

As part of the Customs and Border Protection (CBP) comprehensive effort to improve the security of our nation's borders while enhancing legitimate travel specifically for boaters who are enrolled in the Local Boater Option (LBO) program and prospective participants, CBP has implemented the Small Vessel Reporting System (SVRS); available to all U.S. citizens, nationals and lawful permanent residents, Canadian citizens and permanent residents of Canada who are nationals of a Visa Waiver Program country. SVRS is a web-based automated on-line reporting system created for LBO participants to expeditiously report their intended arrivals from foreign. In addition, the web-based system will facilitate the enrollment of new applicants for SVRS. New applicants will be able to enroll and make an appointment for a face-to-face interview with a CBP Officer at an authorized reporting location of their choosing. Once participation in SVRS is granted by CBP, the participant will receive an email with their SVRS number and instructions for setting their initial password for SVRS. Current LBO participants must apply on-line for a password to access the float plan functions of SVRS.

Float plans consist of biographical information of all persons intending on traveling, vessel registration information and itinerary information. Once a float plan is entered and activated, SVRS will issue a float plan number. Upon return to the United States, the SVRS participant will contact an SVRS dedicated telephone line manned by a CBP Officer or an automated attendant. The CBP Officer or automated attendant will ask a series of questions reflecting those on a Customs Declaration (CBP Form 6059B) and provide the participant with their arrival number, or refer the participant to a predetermined inspection site for a CBP inspection. Persons traveling who are not SVRS members must report to their nearest CBP Office for immigration processing within 24 hours of arrival.

SVRS Eligibility:

All U.S. Citizens, nationals and lawful permanent residents, Canadian citizens and permanent residents of Canada who are nationals of a Visa Waiver Program country are eligible to participate. Both masters and passengers will be allowed to register; the master will be required to provide vessel information. The registrant's documentation will be reviewed and verified to establish the applicant's immigration status and identity.

Click [here](#) to see a list of registration locations. List will appear in a new window.

For more information please see the [SVRS Flyer](#) and the [sample acceptance form](#). You may also find this [enrollment form](#) convenient for gathering the information required to complete this application.

For any other questions about SVRS Registration, please contact a CBP representative.

### Main Menu

- Application for SVRS Participation
- Add/Update/Activate Float Plans or Vessel Registrations
- Password Request (existing LBO participants)
- Reschedule Your Interview Appointment

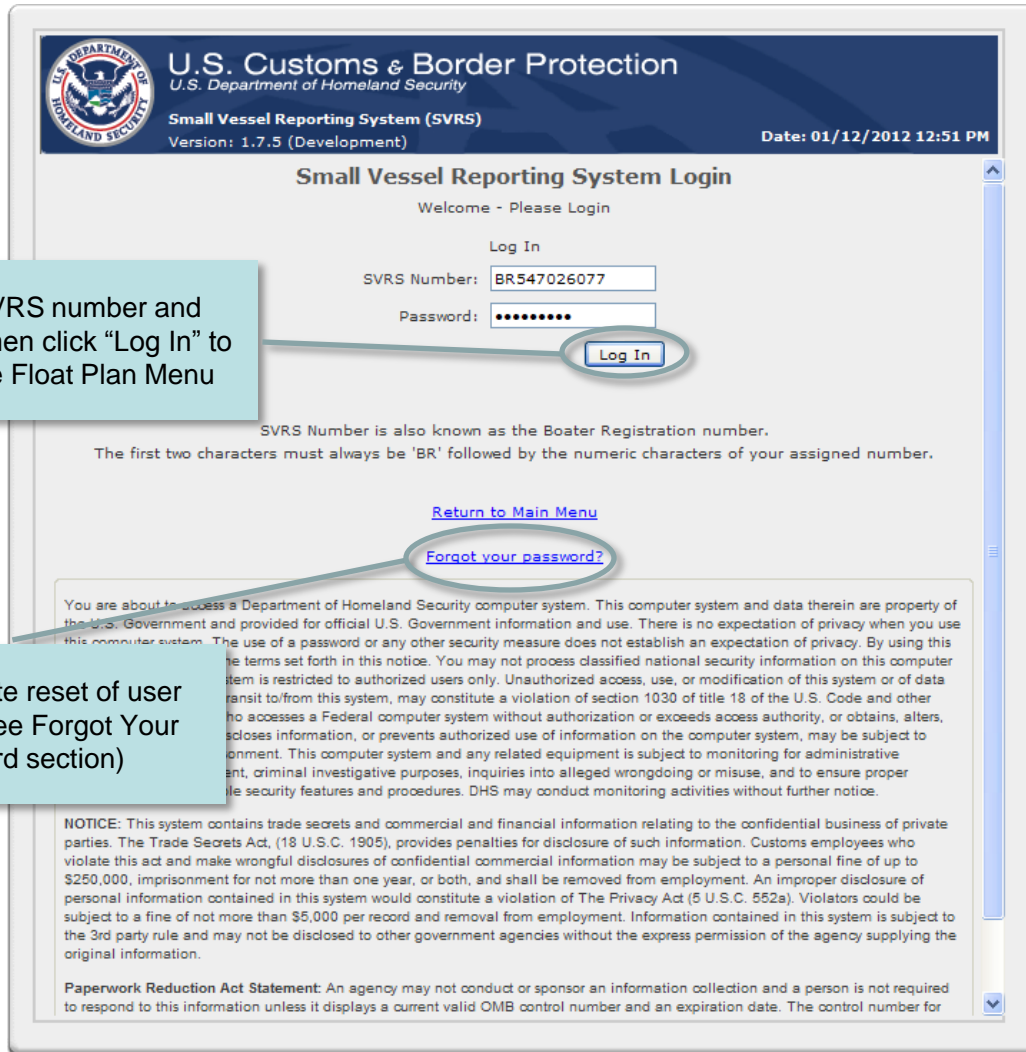
You are about to access a Department of Homeland Security computer system. This computer system and data therein are property of the U.S. Government and provided for official U.S. Government information and use. There is no expectation of privacy when you use this

Hyperlinks to list of registration locations

Hyperlinks to PDF versions of relevant documents.

1. Select "Add/Update/Activate Float Plans or Vessel Registrations"
2. Click "Start" button





**U.S. Customs & Border Protection**  
U.S. Department of Homeland Security

**Small Vessel Reporting System (SVRS)**  
Version: 1.7.5 (Development)      Date: 01/12/2012 12:51 PM

### Small Vessel Reporting System Login

Welcome - Please Login

Log In

SVRS Number:

Password:

[Return to Main Menu](#)

[Forgot your password?](#)

You are about to access a Department of Homeland Security computer system. This computer system and data therein are property of the U.S. Government and provided for official U.S. Government information and use. There is no expectation of privacy when you use this computer system. The use of a password or any other security measure does not establish an expectation of privacy. By using this system you agree to the terms set forth in this notice. You may not process classified national security information on this computer system. This system is restricted to authorized users only. Unauthorized access, use, or modification of this system or of data transmitted to/from this system, may constitute a violation of section 1030 of title 18 of the U.S. Code and other laws. Any person who accesses a Federal computer system without authorization or exceeds access authority, or obtains, alters, discloses information, or prevents authorized use of information on the computer system, may be subject to criminal or civil penalties. This computer system and any related equipment is subject to monitoring for administrative, criminal, or intelligence purposes, inquiries into alleged wrongdoing or misuse, and to ensure proper information security features and procedures. DHS may conduct monitoring activities without further notice.

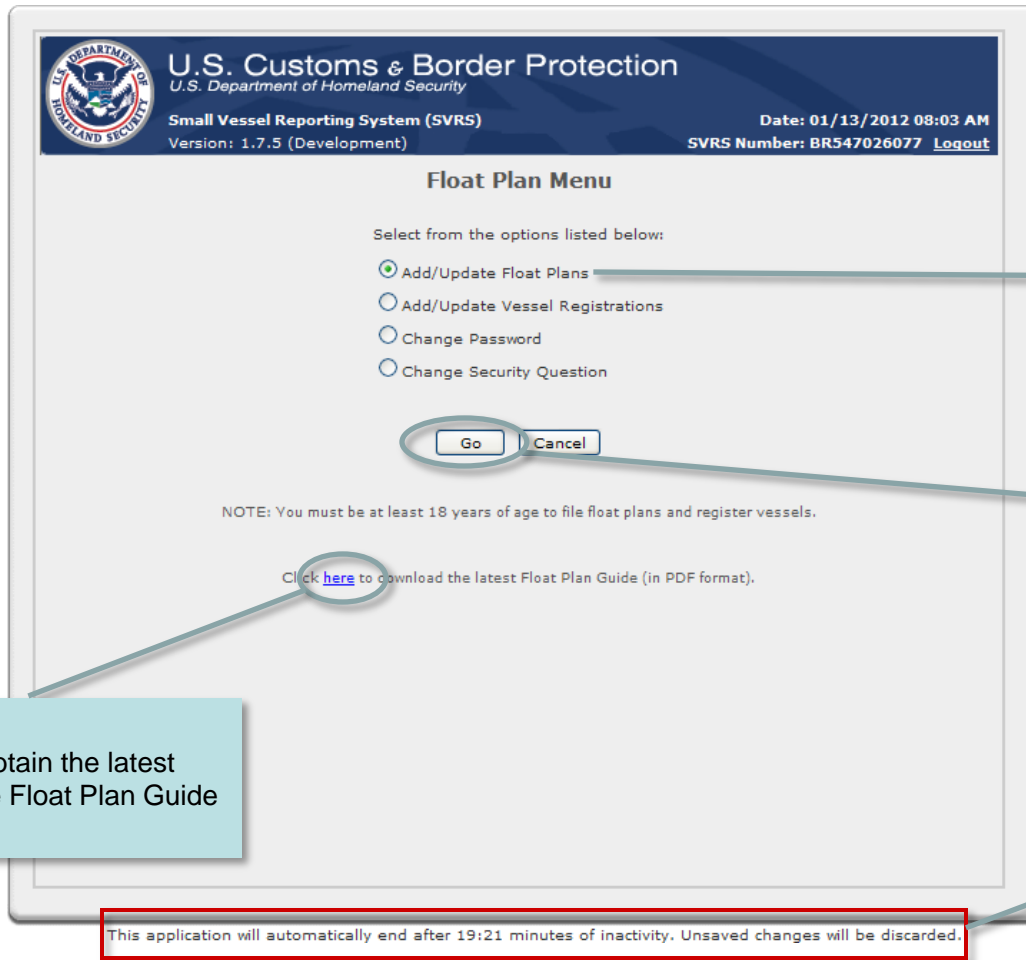
**NOTICE:** This system contains trade secrets and commercial and financial information relating to the confidential business of private parties. The Trade Secrets Act, (18 U.S.C. 1905), provides penalties for disclosure of such information. Customs employees who violate this act and make wrongful disclosures of confidential commercial information may be subject to a personal fine of up to \$250,000, imprisonment for not more than one year, or both, and shall be removed from employment. An improper disclosure of personal information contained in this system would constitute a violation of The Privacy Act (5 U.S.C. 552a). Violators could be subject to a fine of not more than \$5,000 per record and removal from employment. Information contained in this system is subject to the 3rd party rule and may not be disclosed to other government agencies without the express permission of the agency supplying the original information.

**Paperwork Reduction Act Statement:** An agency may not conduct or sponsor an information collection and a person is not required to respond to this information unless it displays a current valid OMB control number and an expiration date. The control number for this collection of information is 1545-0047.

Key in SVRS number and password then click "Log In" to access the Float Plan Menu

Click to initiate reset of user password (see Forgot Your Password section)

- After 3 consecutive invalid login attempts, due to an incorrect password, the participant's account will be locked.
- After 30 minutes the account will automatically unlock enabling the participant to try again or to use the "Forgot your Password" feature.



Select "Add/Update Float Plans"

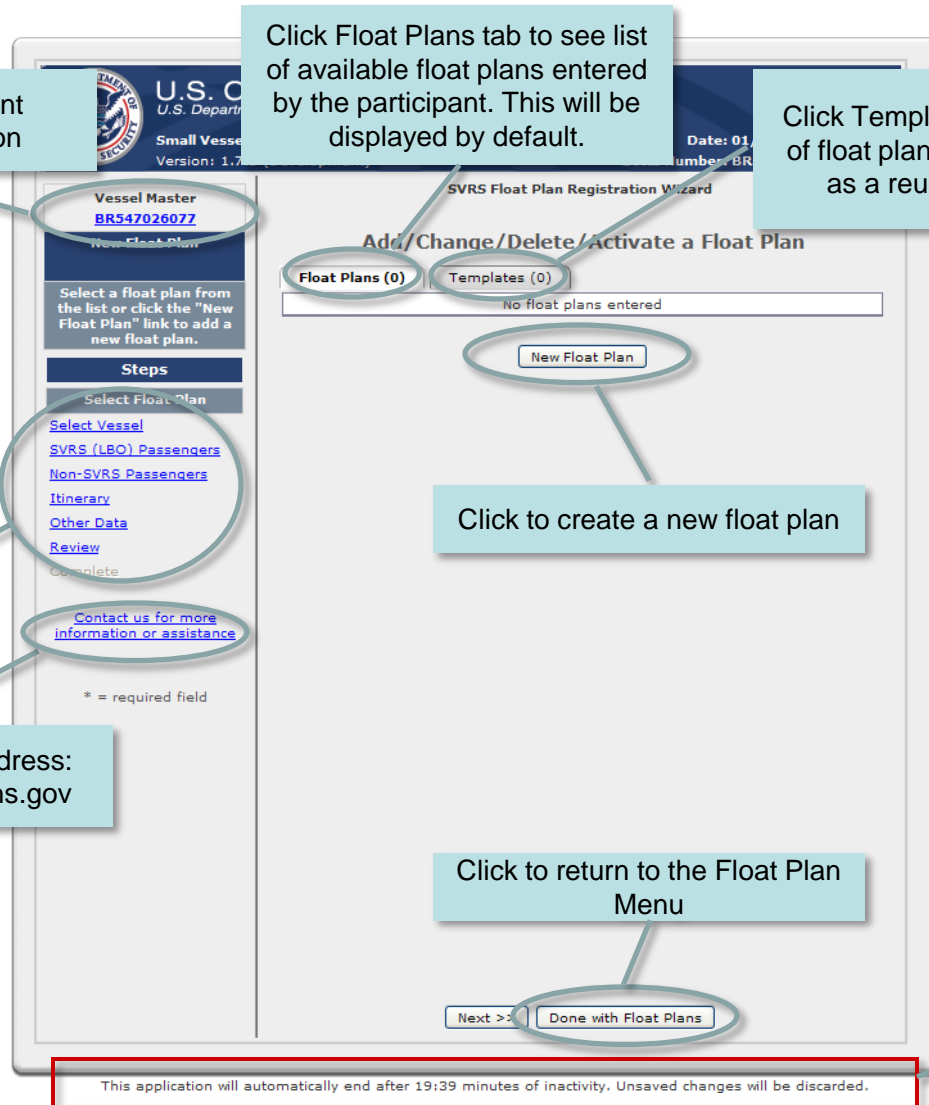
Click "Go" button to access the Float Plan List page

Click to obtain the latest version of the Float Plan Guide

Session Clock: set to 20 minutes. Resets after each action.

This application will automatically end after 19:21 minutes of inactivity. Unsaved changes will be discarded.

# Add/Update/Activate Float Plans - Float Plan List



The screenshot shows the 'SVRS Float Plan Registration Wizard' interface. On the left is a sidebar with a 'Steps' section containing links: 'Select Vessel', 'SVRS (LBO) Passengers', 'Non-SVRS Passengers', 'Itinerary', 'Other Data', 'Review', and 'Complete'. The main area is titled 'Add/Change/Delete/Activate a Float Plan' and contains two tabs: 'Float Plans (0)' and 'Templates (0)'. Below the tabs is a text box stating 'No float plans entered' and a 'New Float Plan' button. At the bottom are 'Next >>' and 'Done with Float Plans' buttons. A red-bordered box at the bottom of the interface contains the text: 'This application will automatically end after 19:39 minutes of inactivity. Unsaved changes will be discarded.'

Hyperlink to participant application information

Click Float Plans tab to see list of available float plans entered by the participant. This will be displayed by default.

Click Templates tab to see list of float plans that were saved as a reusable template

Sidebar step list. Click to jump directly to a float plan step.

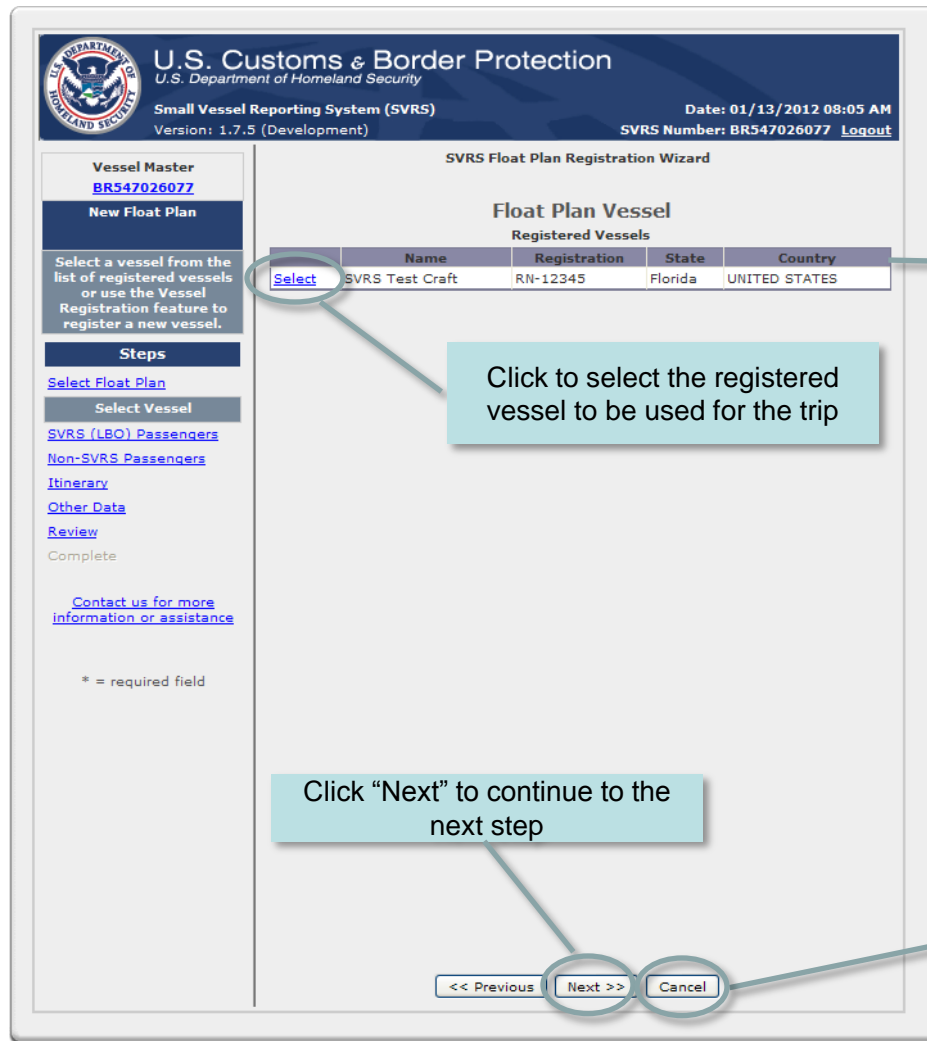
Hyperlink to E-mail address: VesselReport@cbp.dhs.gov

Click to create a new float plan

Click to return to the Float Plan Menu

- To create a float plan the participant must have at least 1 vessel must be registered.
  - In order to preserve the historical record of a float plan those that have been activated and returned from foreign will not appear in this list.
  - New float plans and float plan changes are not saved until the "Finish" button is clicked on the last step.
- Session Clock: set to 20 minutes. Resets after each action.

# Add/Update/Activate Float Plans - Select Vessel



U.S. Customs & Border Protection  
U.S. Department of Homeland Security

Small Vessel Reporting System (SVRS) Date: 01/13/2012 08:05 AM  
Version: 1.7.5 (Development) SVRS Number: BR547026077 Logout

Vessel Master  
[BR547026077](#)

New Float Plan

Select a vessel from the list of registered vessels or use the Vessel Registration feature to register a new vessel.

Steps

[Select Float Plan](#)

Select Vessel

[SVRS \(LBO\) Passengers](#)

[Non-SVRS Passengers](#)

[Itinerary](#)

[Other Data](#)

[Review](#)

Complete

[Contact us for more information or assistance](#)

\* = required field

SVRS Float Plan Registration Wizard

### Float Plan Vessel

Registered Vessels

	Name	Registration	State	Country
<a href="#">Select</a>	SVRS Test Craft	RN-12345	Florida	UNITED STATES

<< Previous    Next >>    Cancel

This application will automatically end after 19:44 minutes of inactivity. Unsaved changes will be discarded.

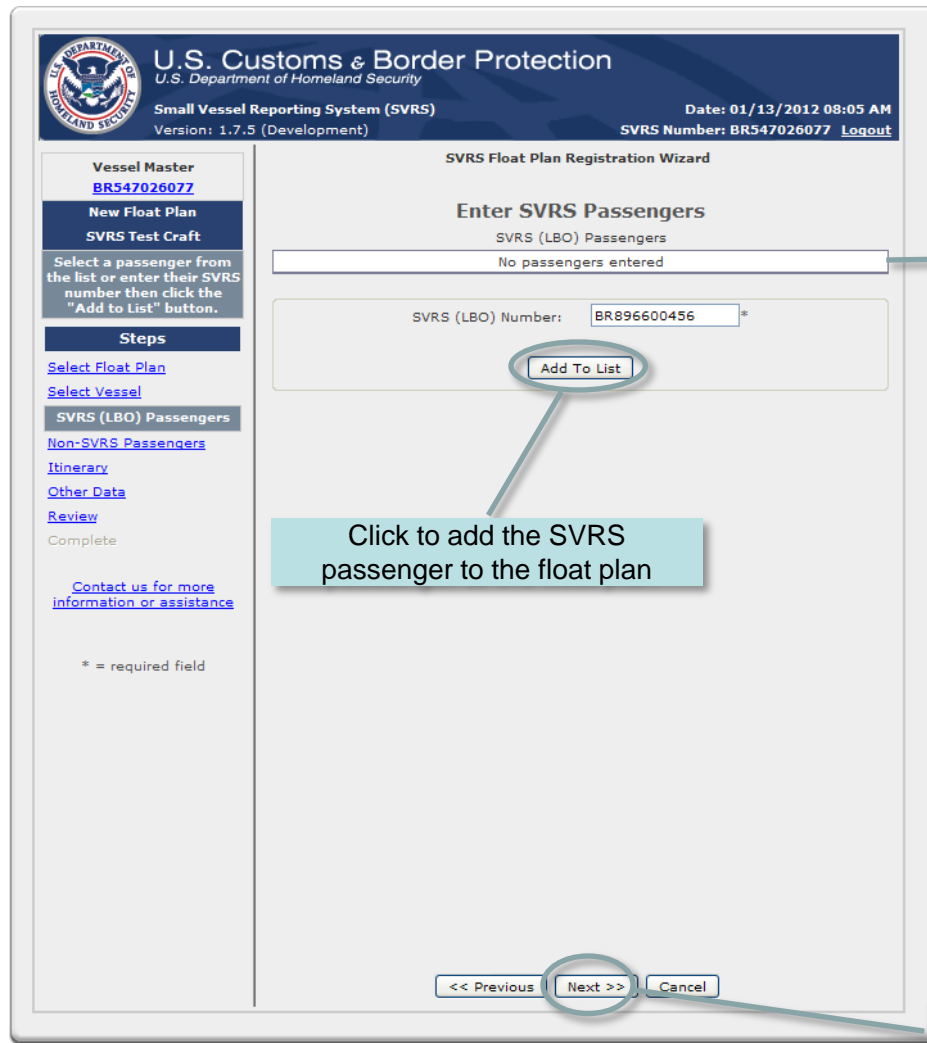
All registered vessels will appear in the list

Click to select the registered vessel to be used for the trip

- In order to preserve the historical record of a float plan those that have been activated and returned from foreign will not appear in this list.

Click "Next" to continue to the next step

Click "Cancel" to return to the float plan list. Changes will be discarded.



U.S. Customs & Border Protection  
U.S. Department of Homeland Security

Small Vessel Reporting System (SVRS) Date: 01/13/2012 08:05 AM  
Version: 1.7.5 (Development) SVRS Number: BR547026077 Logout

**Vessel Master**  
BR547026077

**New Float Plan**  
SVRS Test Craft

Select a passenger from the list or enter their SVRS number then click the "Add to List" button.

**Steps**

Select Float Plan  
Select Vessel  
SVRS (LBO) Passengers  
Non-SVRS Passengers  
Itinerary  
Other Data  
Review  
Complete

Contact us for more information or assistance

\* = required field

**SVRS Float Plan Registration Wizard**

**Enter SVRS Passengers**

SVRS (LBO) Passengers  
No passengers entered

SVRS (LBO) Number: BR896600456 \*

Add To List

<< Previous Next >> Cancel

All SVRS passengers entered will appear in the list

Click to add the SVRS passenger to the float plan

- Enter the SVRS Number of the passenger.
- Click "Add to List"
- The SVRS number will be validated to ensure that it is valid and activated
- Repeat for each SVRS passenger

Click "Next" to continue to the next step

This application will automatically end after 18:14 minutes of inactivity. Unsaved changes will be discarded.



U.S. Customs & Border Protection  
U.S. Department of Homeland Security

Small Vessel Reporting System (SVRS) Date: 01/13/2012 08:05 AM  
Version: 1.7.5 (Development) SVRS Number: BR547026077 Logout

SVRS Float Plan Registration Wizard

Enter SVRS Passengers

SVRS (LBO) Passengers

Command	SVRS Number	Name
Delete	BR896600456	John Vessel

SVRS (LBO) Number: \*

Add To List

<< Previous Next >> Cancel

\* = required field

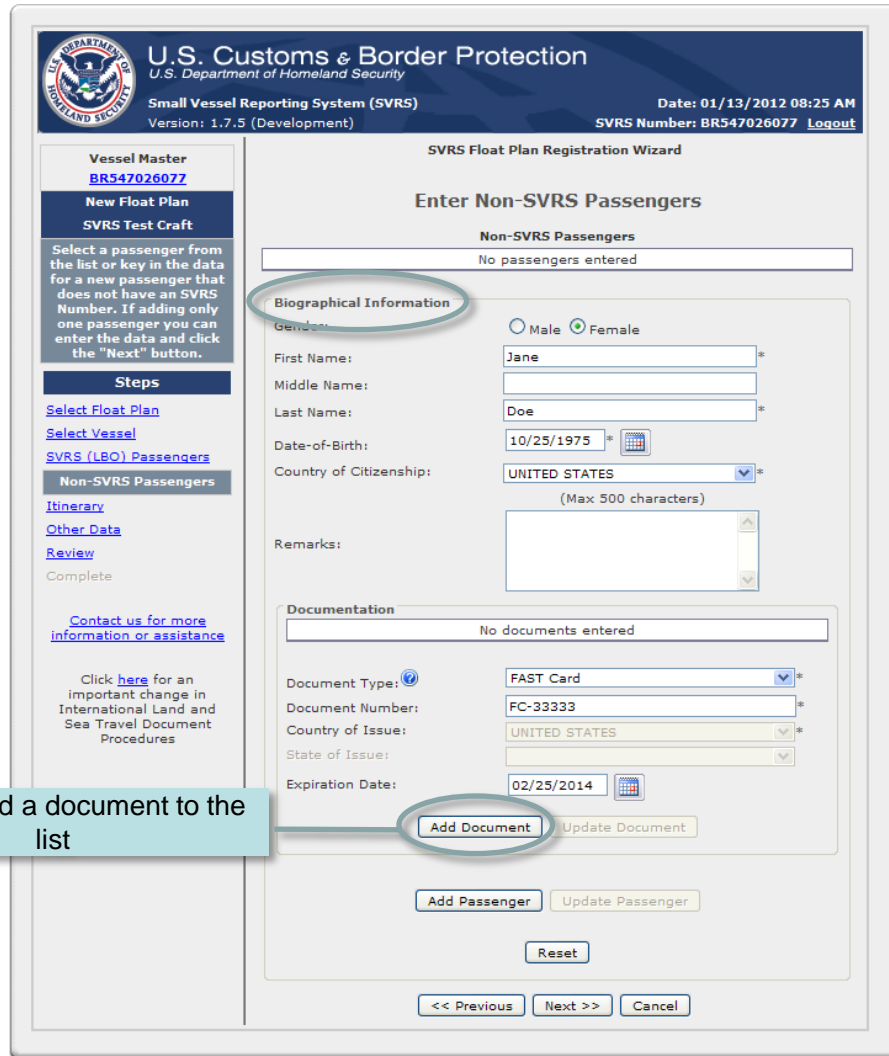
Click to remove the SVRS passenger from the float plan

All SVRS passengers entered will appear in the list

- Enter the SVRS Number of the passenger.
- Click "Add to List"
- Repeat for each SVRS passenger

Click "Next" to continue to the next step

This application will automatically end after 19:40 minutes of inactivity. Unsaved changes will be discarded.



**U.S. Customs & Border Protection**  
U.S. Department of Homeland Security

Small Vessel Reporting System (SVRS)  
Version: 1.7.5 (Development)

Date: 01/13/2012 08:25 AM  
SVRS Number: BR547026077 [Logout](#)

**SVRS Float Plan Registration Wizard**

**Enter Non-SVRS Passengers**

Non-SVRS Passengers  
No passengers entered

**Biographical Information**

Gender:  Male  Female

First Name: \*

Middle Name:

Last Name: \*

Date-of-Birth: \*

Country of Citizenship: \*

(Max 500 characters)

Remarks:

**Documentation**

No documents entered

Document Type:  FAST Card  Other \*

Document Number: \*

Country of Issue: \*

State of Issue:

Expiration Date: \*

[Add Document](#) [Update Document](#)

[Add Passenger](#) [Update Passenger](#)

[Reset](#)

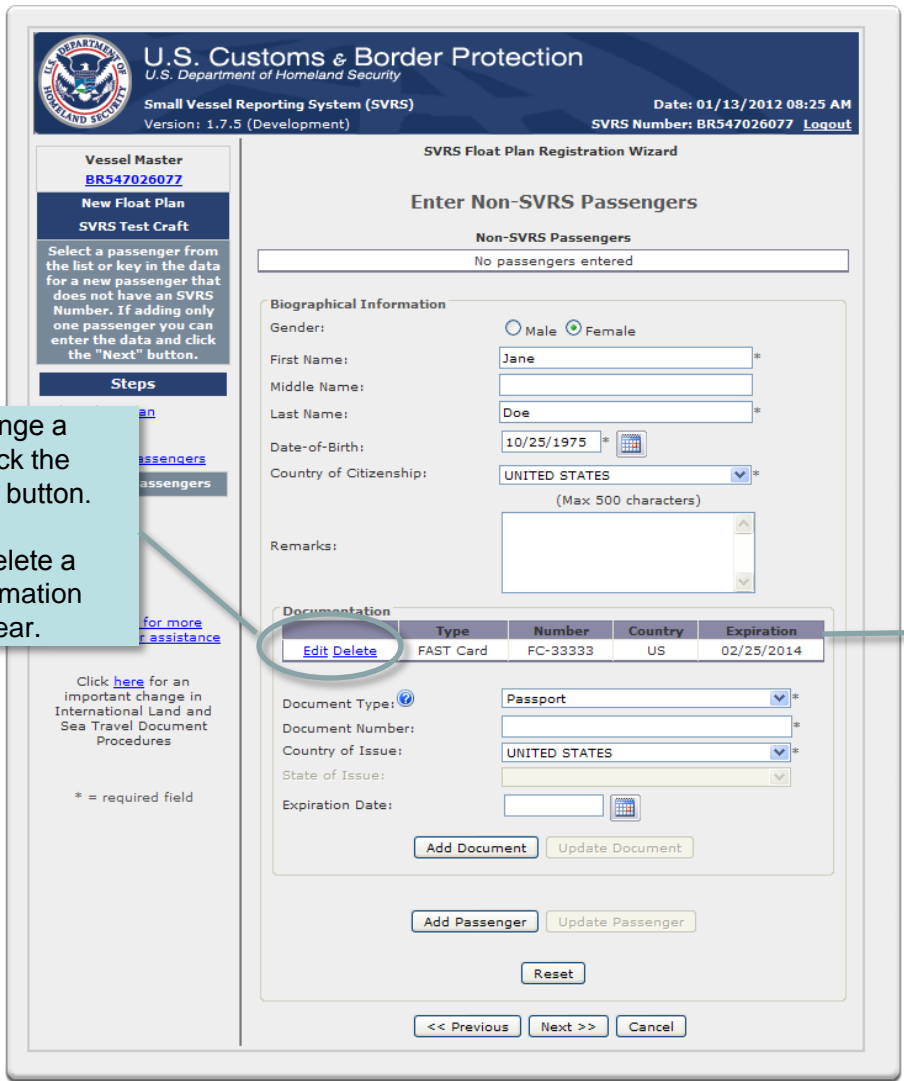
[<< Previous](#) [Next >>](#) [Cancel](#)

**Callout:** Click to add a document to the list

1. Enter the biographical information.

2. For each document enter the information then click "Add Document"

This application will automatically end after 19:27 minutes of inactivity. Unsaved changes will be discarded.



**U.S. Customs & Border Protection**  
U.S. Department of Homeland Security

Small Vessel Reporting System (SVRS)  
Version: 1.7.5 (Development)

Date: 01/13/2012 08:25 AM  
SVRS Number: BR547026077 [Logout](#)

**SVRS Float Plan Registration Wizard**

**Enter Non-SVRS Passengers**

Non-SVRS Passengers  
No passengers entered

**Biographical Information**

Gender:  Male  Female

First Name:  \*

Middle Name:

Last Name:  \*

Date-of-Birth:  \*

Country of Citizenship:  \*

(Max 500 characters)

Remarks:

**Documentation**

Type	Number	Country	Expiration
FAST Card	FC-33333	US	02/25/2014

[Edit](#) [Delete](#)

Document Type:  Passport  \*

Document Number:

Country of Issue:  \*

State of Issue:

Expiration Date:

Click "Edit" to change a document then click the "Update Document" button.

Click "Delete" to delete a document. A confirmation prompt will appear.

1. Enter the biographical information.


All documents entered will appear in the list

2. For each document enter the information then click "Add Document"

3. When done adding documents click "Add Passenger"

This application will automatically end after 19:52 minutes of inactivity. Unsaved changes will be discarded.





**U.S. Customs & Border Protection**  
U.S. Department of Homeland Security

Small Vessel Reporting System (SVRS)  
Version: 1.7.5 (Development)

Date: 01/13/2012 08:25 AM  
SVRS Number: BR547026077 [Logout](#)

**Vessel Master**  
[BR547026077](#)

**New Float Plan**

**SVRS Test Craft**

Select a passenger from the list or key in the data for a new passenger that does not have an SVRS Number. If adding only one passenger you can enter the data and click the "Next" button.

**Steps**

[Select Float Plan](#)

[Select Vessel](#)

[SVRS \(LBO\) Passengers](#)

**Non-SVRS Passengers**

[Itinerary](#)

[Other Data](#)

[Review](#)

Complete

[Contact us for more information or assistance](#)

Click [here](#) for an important change in International Land and Sea Travel Document Procedures

\* = required field

**SVRS Float Plan Registration Wizard**

**Enter Non-SVRS Passengers**

**Non-SVRS Passengers**

No passengers entered

**Biographical Information**

Gender:  Male  Female

First Name: \*

Middle Name:

Last Name: \*

Date-of-Birth: \*

Country of Citizenship: \*

(Max 500 characters)

Remarks:

**Documentation**

Edit Delete	Type	Number	Country	Expiration
	FAST Card	FC-33333	US	02/25/2014

Document Type:   \*

Document Number: \*

Country of Issue: \*

State of Issue:

Expiration Date:

Click to add a passenger to the float plan. At least 1 qualifying document must be entered for the passenger.

1. Enter the biographical information.
2. For each document enter the information then click "Add Document"
3. When done adding documents click "Add Passenger"

This application will automatically end after 19:52 minutes of inactivity. Unsaved changes will be discarded.

# Add/Update/Activate Float Plans - Enter Non-SVRS Passengers (slide 4 of 5)

Click "Edit" to change a passenger then click the "Update Passenger" button.

Click "Delete" to delete a passenger. A confirmation prompt will appear.

U.S. Customs & Border Protection  
U.S. Department of Homeland Security

Small Vessel Reporting System (SVRS)  
Version: 1.7.5 (Development)

Date: 01/13/2012 08:25 AM  
SVRS Number: BR547026077 Logout

SVRS Float Plan Registration Wizard

### Enter Non-SVRS Passengers

	Last Name	First Name	Citizenship	Docs
<a href="#">Edit</a> <a href="#">Delete</a>	Joe	Jane	US	1

**Biographical Information**

Gender:  Male  Female

First Name:  \*

Middle Name:

Last Name:  \*

Date-of-Birth:  \*

Country of Citizenship: UNITED STATES \*

Remarks:

**Documentation**

No documents entered

Document Type:  Passport \*

Document Number:  \*

Country of Issue: UNITED STATES \*

State of Issue:

Expiration Date:

All Non-SVRS passengers entered will appear in the list

1. Enter the biographical information.
2. For each document enter the information then click "Add Document"
3. When done adding documents click "Add Passenger"
4. Repeat steps 1 – 3 for each non-SVRS passenger.

Click [here](#) for an important change in International Land and Sea Travel Document Procedures

\* = required field

Click [Add Passenger](#) to add a passenger to the float plan. At least 1 qualifying document must be entered for the passenger.

Click "Next" to continue to the next step

This application will automatically end after 19:43 minutes of inactivity. Unsaved changes will be discarded.

U.S. Customs & Border Protection  
U.S. Department of Homeland Security

Small Vessel Reporting System (SVRS)  
Version: 1.7.5 (Development)

Date: 01/13/2012 08:25 AM  
SVRS Number: BR547026077 Logout

Vessel Master  
BR547026077

New Float Plan  
SVRS Test Craft

Select a passenger from the list or key in the data for a new passenger that does not have an SVRS Number. If adding only one passenger you must enter the data and click the "Next" button.

Steps  
Select Float Plan  
Select Vessel  
SVRS (LBO) Passengers  
Non-SVRS Passengers  
Itinerary  
Other Data  
Review  
Complete

Contact us for more information or assistance

Click here for an important change in International Land and Sea Travel Document Procedures

\* = required field

SVRS Float Plan Registration Wizard

## Enter Non-SVRS Passengers

	Last Name	First Name	Citizenship	Docs
<a href="#">Edit</a>	Doe	Jane	US	1

**NON-SVRS PASSENGER NOTICE**  
Biographical Information

Pursuant to 8 CFR 235.1, an application to lawfully enter the United States must be made in person to a CBP officer at a U.S. port-of-entry when the port is open for inspection. Since this passenger(s) is not participating in SVRS, s/he will need to report in person with their appropriate travel documents to a CBP officer at the nearest U.S. port-of-entry.

Close

Remarks:

Documentation  
No documents entered

Document Type:  Passport  
Document Number:  
Country of Issue: UNITED STATES  
State of Issue:  
Expiration Date:

Add Document Update Document

Add Passenger Update Passenger

Reset

<< Previous **Next >>** Cancel

This application will automatically end after 19:48 minutes of inactivity. Unsaved changes will be discarded.

All Non-SVRS passengers entered will appear in the list

- Pop-up reminder that non-SVRS passengers must report for inspection.
- Appears when leaving the Enter Non-SVRS Passengers step and at least 1 passenger was entered.

Click "Next" to continue to the next step

**U.S. Customs & Border Protection**  
U.S. Department of Homeland Security

Small Vessel Reporting System (SVRS)  
Version: 1.7.5 (Development)

Date: 01/13/2012 08:30 AM  
SVRS Number: BR547026077 [Logout](#)

**SVRS Float Plan Registration Wizard**

**Itinerary**

Minimum itinerary requirement is departure from the last foreign port visited to a destination in the U.S.

No itinerary data entered

**Departure**

Location Type:\*

Country:\*

Street Address/Location:\*

City Name:

State/Province:

Postal Code:

Estimated Departure\*  
Date:    
Time:

**Destination**

Location Type:\*

Country:\*

Street Address/Location:\*

City Name:

State/Province:

Postal Code:

Estimated Arrival\*  
Date:    
Time:

U.S. Arrival Location:\*

This application will automatically end after 19:02 minutes of inactivity. Unsaved changes will be discarded.

Click to add an entry to the itinerary

1. Enter the departure location and estimated departure date.
  2. Enter the destination location and estimated arrival date.
  3. Click "Add to Itinerary".
- U.S. locations require a street address.

# Add/Update/Activate Float Plans - Enter Itinerary (slide 2 of 3)

Click "Edit" to change an itinerary entry then click the "Update Itinerary" button.

Click "Delete" to delete an itinerary entry. A confirmation prompt will appear.

All itinerary entries will appear in the list

- The last itinerary entry should be the return from foreign.

Click to add an entry to the itinerary

**U.S. Customs & Border Protection**  
U.S. Department of Homeland Security  
Small Vessel Reporting System (SVRS) Date: 01/13/2012 08:30 AM  
Version: 1.7.5 (Development) SVRS Number: BR547026077 Logout

**SVRS Float Plan Registration Wizard**

**Itinerary**  
Minimum itinerary requirement is departure from the last foreign port visited to a destination in the U.S.

	Departure Location	Departure Date	Arrival Location	Arrival Date
<a href="#">Edit</a> <a href="#">Delete</a>	55 Water Street	02/01/2012	OK Marina Southside	02/01/2012

**Departure**  
Location Type:\* Marina  
Country:\* BAHAMAS  
Street Address/Location:\* OK Marina Southside  
City Name:  
State/Province:  
Postal Code:  
Date: 02/05/2012  
Time: 12:00 AM  
Estimated Departure\*

**Destination**  
Location Type:\* Marina  
Country:\* UNITED STATES  
Street Address/Location:\* Joes Marina 678 Bayside Drive  
City Name: Tampa  
State/Province: Florida  
Postal Code: 33333  
Date: 12/05/2012  
Time: 12:00 AM  
Estimated Arrival\*  
U.S. Arrival Location:\* Tampa  
St. Petersburg

[Add To Itinerary](#) [Update Itinerary](#) [Reset](#)  
<< Previous Next >> Cancel

This application will automatically end after 19:37 minutes of inactivity. Unsaved changes will be discarded.

# Add/Update/Activate Float Plans - Enter Itinerary (slide 3 of 3)

Click "Edit" to change an itinerary entry then click the "Update Itinerary" button.

Click "Delete" to delete an itinerary entry. A confirmation prompt will appear.

All itinerary entries will appear in the list

- Before leaving the itinerary step the itinerary will be validated for consistency.

Click to add an entry to the itinerary

Click "Next" to continue to the next step

**U.S. Customs & Border Protection**  
U.S. Department of Homeland Security  
Small Vessel Reporting System (SVRS)  
Version: 1.7.5 (Development)      Date: 01/13/2012 08:30 AM  
SVRS Number: BR547026077      Logout

**SVRS Float Plan Registration Wizard**

**Itinerary**  
Minimum itinerary requirement is departure from the last foreign port visited to a destination in the U.S.

	Departure Location	Departure Date	Arrival Location	Arrival Date
<a href="#">Edit</a> <a href="#">Delete</a>	555 Water Street	02/01/2012	OK Marina Southside	02/01/2012
<a href="#">Edit</a> <a href="#">Delete</a>	OK Marina Southside	02/05/2012	Joos Marina 678 Bayside Drive	12/05/2012

**Steps**  
[Select Float Plan](#)  
[Select Vessel](#)  
[SVRS \(LBO\) Passengers](#)  
[Non-SVRS Passengers](#)  
**Itinerary**  
[Other Data](#)  
[Review](#)  
 Complete  
[Contact us for more information or assistance](#)

\* = required field

**Departure**  
 Location Type:\*   
 Country:\*   
 Street Address/Location:\*   
 City Name:   
 State/Province:   
 Postal Code:   
 Estimated Departure\*  
 Date:   
 Time:

**Destination**  
 Location Type:\*   
 Country:\*   
 Street Address/Location:\*   
 City Name:   
 State/Province:   
 Postal Code:   
 Estimated Arrival\*  
 Date:   
 Time:   
 U.S. Arrival Location:\*

This application will automatically end after 19:48 minutes of inactivity. Unsaved changes will be discarded.



U.S. Customs & Border Protection  
U.S. Department of Homeland Security

Small Vessel Reporting System (SVRS) Date: 01/13/2012 08:30 AM  
Version: 1.7.5 (Development) SVRS Number: BR547026077 Logout

SVRS Float Plan Registration Wizard

**Other Float Plan Data**


Cruising License Number:

<< Previous   **Next >>**   Cancel

This application will automatically end after 19:45 minutes of inactivity. Unsaved changes will be discarded.

- If the vessel has a cruising license number enter it here.

Click "Next" to continue to the next step





## U.S. Customs & Border Protection

U.S. Department of Homeland Security

Date: 01/13/2012 08:30 AM

SVRS Number: BR547026077 [Logout](#)

Small Vessel Reporting System (SVRS)  
Version: 1.7.5 (Development)

### SVRS Float Plan Registration Wizard

#### Final Review

**Vessel Master**  
[BR547026077](#)

**New Float Plan**

SVRS Test Craft

Review your entries. You may make corrections by clicking the related link below then return by clicking the "Review" link. When you are done click the "Save" button to complete the float plan.

**Steps**

[Select Float Plan](#)

[Select Vessel](#)

[SVRS \(LBO\) Passengers](#)

[Non-SVRS Passengers](#)

[Itinerary](#)

[Other Data](#)

**Review**

Complete

[Contact us for more information or assistance](#)

\* = required field

SVRS Number: BR547026077

Name: John Vessel

Float Plan Number: 865678549

Activated: No

Vessel Name: SVRS Test Craft

Cruising License Number:

Entry Date: 1/13/2012

Date Generated: 1/13/2012 8:36:53 AM

**Vessel**

Registered Name: SVRS Test Craft

Registration Number: RN-12345

Hull ID Number: HN-12345

Decal Number: DN-12345

State: Florida

Country: UNITED STATES

**Identification**

Vessel Length: 35 Feet

Type: Power

Manufacturer: Boat Builders Inc

Model: Fisherman Pro

Model Year: 2012

Hull Colors:

**Home Port**

City: Miami

State: Florida

Country: UNITED STATES

**SVRS Passengers**

SVRS Number	Name
BR896600456	John Vessel

- Provides an at-a-glance recap of the float plan
- Float plan is not saved until the participant clicks the "Finish" button (see next slide).



Hyperlink to printer friendly version will open in a new window.

**Non-SVRS Passengers**

Gender: **Female**  
 First Name: **Jane**  
 Middle Name:  
 Last Name: **Doe**  
 Date-of-Birth: **10/25/1975**  
 Country of Citizenship: **UNITED STATES**  
 Remarks:

Type	Number	Country	Expiration
FAST Card	FC-33333	UNITED STATES	02/25/2014

**Itinerary**

Departure Location	Departure Date	Departure Time	Arrival Location	Arrival Date	Arrival Time
555 Water Street	02/01/2012	12:00 AM	OK Marina Southside	02/01/2012	12:00 AM
OK Marina Southside	02/05/2012	12:00 AM	Joes Marina 678 Bayside Drive	12/05/2012	12:00 AM

U.S. Arrival Location: St. Petersburg

[Printer Friendly Version](#)

This application will automatically end after 19:42 minutes of inactivity. Unsaved changes will be discarded.

- Provides an at-a-glance recap of the float plan
- Float plan is not saved until the participant clicks the “Finish” button.

Participant must click the “Finish” button.



**U.S. Customs & Border Protection**  
U.S. Department of Homeland Security

Small Vessel Reporting System (SVRS)  
Version: 1.7.5 (Development)

Date: 01/13/2012 08:30 AM  
SVRS Number: BR547026077 [Logout](#)

### Complete! Float Plan added/updated.

This is your float plan number: 865678549

Participation in the SVRS program requires that you activate this float plan no more than 24 hours prior to the vessel's departure from originating itinerary. You may choose to [activate this float plan now](#) or return later to activate it.

**FLOAT PLAN ACTIVATION REMINDER**  
Add/Change/Delete a Float Plan | Printer Friendly Version

Participation in the SVRS program requires that you activate this float plan no more than 24 hours prior to the vessel's departure from originating itinerary. This can be accomplished by logging into the SVRS web site, finding the appropriate float plan then clicking the "Activate" link.

[Close](#)

If you would like to save this float plan as a reusable template enter a description below then click the "Save as Template" button. Once saved the template will remain available to you until you delete it.

Template Description (150 character maximum)

This application will automatically end after 19:46 minutes of inactivity. Unsaved changes will be discarded.

Float plan number automatically assigned

- Float plan entry is complete.
- A pop-up appears reminding the participant that they activate the float plan before departure.

Click "Close" to hide the pop-up window



**U.S. Customs & Border Protection**  
U.S. Department of Homeland Security

Small Vessel Reporting System (SVRS)      Date: 01/13/2012 08:40 AM  
Version: 1.7.5 (Development)      SVRS Number: BR547026077    [Logout](#)

### Complete! Float Plan added/updated.

This is your float plan number: 865678549

Participation in the SVRS program requires that you activate this float plan no more than 24 hours prior to the vessel's departure from originating itinerary. You may choose to [activate this float plan now](#) or return later to activate it.

[Add/Change/Delete a Float Plan](#)    [Printer Friendly Version](#)

[Return to menu](#)

Title 19, United States Code, Section 1433 indicates that as the master of the vessel you are required to make formal notification of arrival when you arrive in the United States from foreign. Filing a float plan does not exempt you from complying with this regulation. Failure to report can result in civil penalties as defined in Title 19, United States Code, Section 1436 to include a penalty of \$5,000 for the first violation and \$10,000 for each subsequent violation with the conveyance subject to seizure and forfeiture. In addition to being liable for civil penalty, any master who intentionally commits a violation under subsection (a) of the above stated section upon conviction is liable for a fine of not more than \$2,000 or imprisonment for 1 year of both.

If you would like to save this float plan as a reusable template enter a description below then click the "Save as Template" button. Once saved the template will remain available to you until you delete it.

Template Description (150 character maximum)

This application will automatically end after 19:43 minutes of inactivity. Unsaved changes will be discarded.

Click to return to the float plan list

Hyperlink to printer friendly version will open in a new window.


U.S. Customs & Border Protection  
U.S. Department of Homeland Security

Small Vessel Reporting System (SVRS)  
Version: 1.7.5 (Development)

Date: 01/13/2012 08:38 AM  
SVRS Number: BR547026077 [Logout](#)

## Complete! Float Plan added/updated.

This is your float plan number: 865678549

Participation in the SVRS program requires that you activate this float plan no more than 24 hours prior to the vessel's departure from originating itinerary. You may choose to [activate this float plan now](#) or return later to activate it.

[Add/Change/Delete a Float Plan](#)    [Printer Friendly Version](#)  
  
[Return to menu](#)

Title 19, United States Code, Section 1433 indicates that as the master of the vessel you are required to make formal notification of arrival when you arrive in the United States from foreign. Filing a float plan does not exempt you from complying with this regulation. Failure to report can result in civil penalties as defined in Title 19, United States Code, Section 1436 to include a penalty of \$5,000 for the first violation and \$10,000 for each subsequent violation with the conveyance subject to seizure and forfeiture. In addition to being liable for civil penalty, any master who intentionally commits a violation under subsection (a) of the above stated section upon conviction is liable for a fine of not more than \$2,000 or imprisonment for 1 year of both.

If you would like to save this float plan as a reusable template enter a description below then click the "Save as Template" button. Once saved the template will remain available to you until you delete it.

Template Description (150 character maximum)

Miami to Bahamas to St. Pete

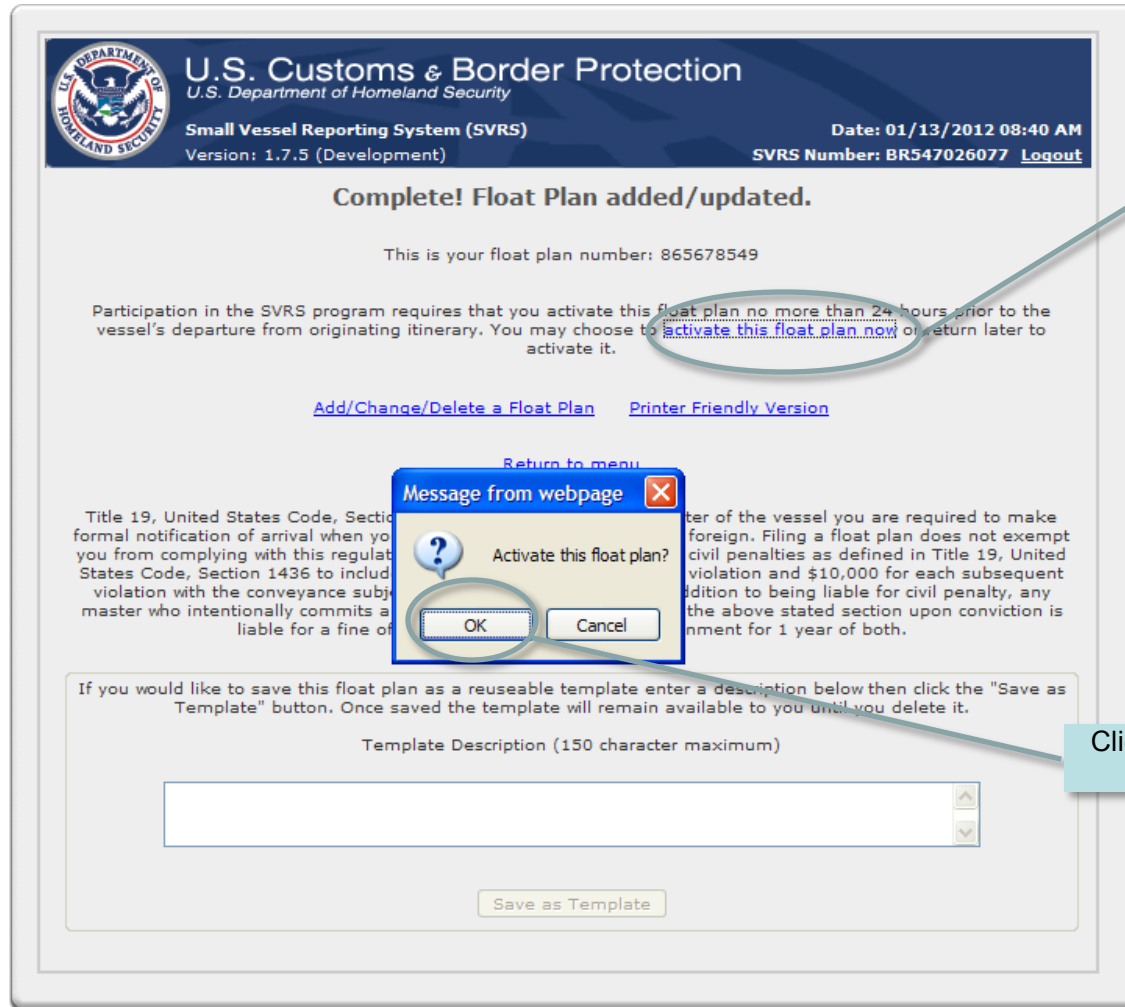
Save as Template

This application will automatically end after 19:30 minutes of inactivity. Unsaved changes will be discarded.

- To save the float plan as a re-useable template type in a unique description then click the “Save as Template” button.
- Float plans saved as a template will be listed on the Float Plan List page under the Templates tab.

Click to save the float plan as a template

# Add/Update/Activate Float Plans – Complete (slide 4 of 6)



**U.S. Customs & Border Protection**  
U.S. Department of Homeland Security

**Small Vessel Reporting System (SVRS)**  
Version: 1.7.5 (Development)

Date: 01/13/2012 08:40 AM  
SVRS Number: BR547026077 [Logout](#)

### Complete! Float Plan added/updated.

This is your float plan number: 865678549

Participation in the SVRS program requires that you activate this float plan no more than 24 hours prior to the vessel's departure from originating itinerary. You may choose to [activate this float plan now](#) or return later to activate it.

[Add/Change/Delete a Float Plan](#)   [Printer Friendly Version](#)

[Return to menu](#)

**Message from webpage** [X]

Activate this float plan?

If you would like to save this float plan as a reusable template enter a description below then click the "Save as Template" button. Once saved the template will remain available to you until you delete it.

Template Description (150 character maximum)

Click to activate the float plan immediately. A confirmation prompt will appear.

- To save the float plan as a re-useable template type in a unique description then click the "Save as Template" button.
- Float plans saved as a template will be listed on the Float Plan List page under the Templates tab.

Click "OK" to activate the float plan immediately

This application will automatically end after 18:43 minutes of inactivity. Unsaved changes will be discarded.

# Add/Update/Activate Float Plans – Complete (slide 5 of 6)

Click "Select" to change an existing float plan.

Click "Delete" to delete an existing float plan.

Click Float Plans tab to see list of available float plans entered by the participant. This will be displayed by default.

Click the float plan number to see the at-a-glance view of the float plan in a new window.

Click to activate a float plan. If the text reads "Yes" then the float plan is already activated. Clicking the link will deactivate the float plan. A confirmation prompt will appear.

Click to return to the Float Plan Menu

Session Clock: set to 20 minutes. Resets after each action.

This application will automatically end after 19:40 minutes of inactivity. Unsaved changes will be discarded.

Float Plans (1)		Templates (1)	
Float Plan			
<a href="#">Select</a>	Float Plan: 865678549	Est. Departure:	02/01/2012
<a href="#">Delete</a>	Activated: No	Est. Return:	12/05/2012
	Vessel: SVRS Test Craft		

- Return to Float Plan List to view float plan just added.
- In order to preserve the historical record of a float plan those that have been activated and returned from foreign will not appear in this list.

# Add/Update/Activate Float Plans – Complete (slide 6 of 6)

Click “Select” then click the “New Float Plan from Template” button to create a new float plan from a saved template.

Click “Delete” to delete an existing template. A confirmation prompt will appear.

Click Templates tab to see list of float plans that were saved as a reusable template

- To create a new float plan from a saved template first “Select” the template to use from the list. Then click the “New Float Plan from Template” button.
- New float plans created from a template will use all the settings from the original float plan. Special attention should be made to ensure that the itinerary dates are correct.

Click to create a new float plan from the selected template

Click to return to the Float Plan Menu

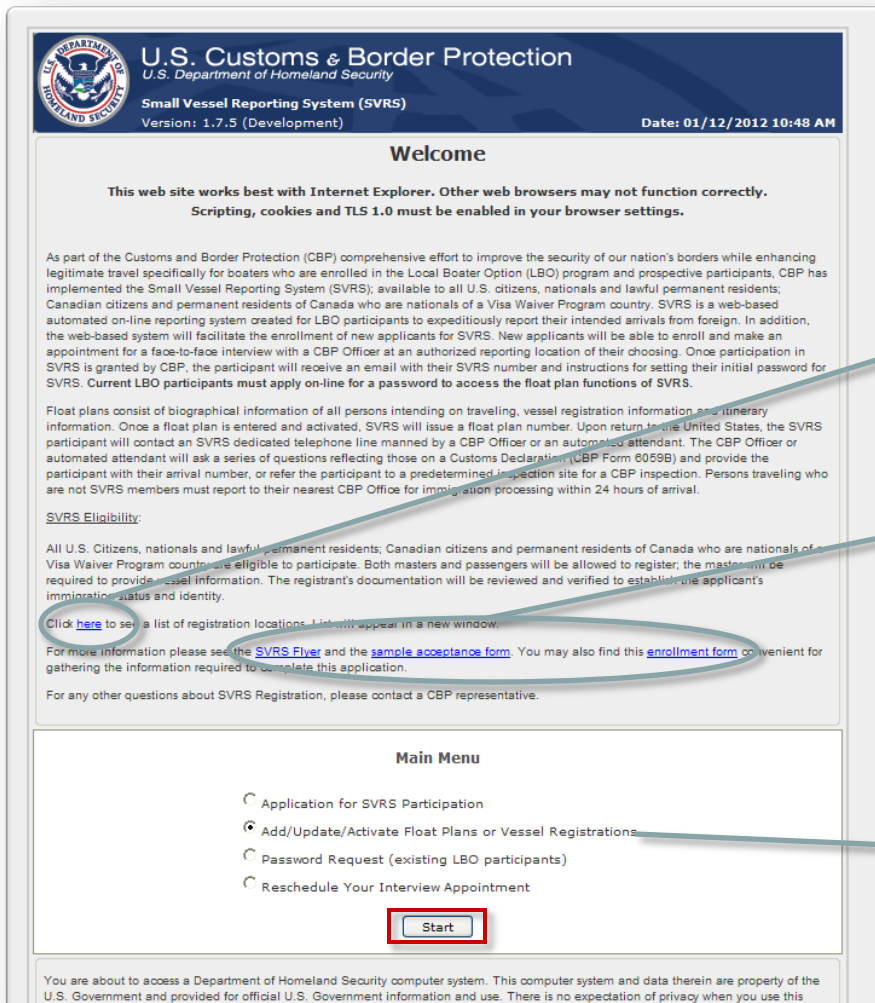
Session Clock: set to 20 minutes. Resets after each action.

This application will automatically end after 18:32 minutes of inactivity. Unsaved changes will be discarded.

- Apply for SVRS participation
- Schedule/Reschedule Interview Appointment
- Set Initial Password and Security Question/Answer
- Request Password (prior PBRs participants)
- Add/Update/Activate Float Plans
- **Register Vessels**
  - Forgot Your Password
  - Change Password







**U.S. Customs & Border Protection**  
U.S. Department of Homeland Security

**Small Vessel Reporting System (SVRS)**  
Version: 1.7.5 (Development) Date: 01/12/2012 10:48 AM

### Welcome

**This web site works best with Internet Explorer. Other web browsers may not function correctly. Scripting, cookies and TLS 1.0 must be enabled in your browser settings.**

As part of the Customs and Border Protection (CBP) comprehensive effort to improve the security of our nation's borders while enhancing legitimate travel specifically for boaters who are enrolled in the Local Boater Option (LBO) program and prospective participants, CBP has implemented the Small Vessel Reporting System (SVRS); available to all U.S. citizens, nationals and lawful permanent residents, Canadian citizens and permanent residents of Canada who are nationals of a Visa Waiver Program country. SVRS is a web-based automated on-line reporting system created for LBO participants to expeditiously report their intended arrivals from foreign. In addition, the web-based system will facilitate the enrollment of new applicants for SVRS. New applicants will be able to enroll and make an appointment for a face-to-face interview with a CBP Officer at an authorized reporting location of their choosing. Once participation in SVRS is granted by CBP, the participant will receive an email with their SVRS number and instructions for setting their initial password for SVRS. Current LBO participants must apply on-line for a password to access the float plan functions of SVRS.

Float plans consist of biographical information of all persons intending on traveling, vessel registration information and itinerary information. Once a float plan is entered and activated, SVRS will issue a float plan number. Upon return to the United States, the SVRS participant will contact an SVRS dedicated telephone line manned by a CBP Officer or an automated attendant. The CBP Officer or automated attendant will ask a series of questions reflecting those on a Customs Declaration (CBP Form 6059B) and provide the participant with their arrival number, or refer the participant to a predetermined inspection site for a CBP inspection. Persons traveling who are not SVRS members must report to their nearest CBP Office for immigration processing within 24 hours of arrival.

SVRS Eligibility:

All U.S. Citizens, nationals and lawful permanent residents, Canadian citizens and permanent residents of Canada who are nationals of a Visa Waiver Program country are eligible to participate. Both masters and passengers will be allowed to register; the master will be required to provide vessel information. The registrant's documentation will be reviewed and verified to establish the applicant's immigration status and identity.

Click [here](#) to see a list of registration locations. List will appear in a new window.

For more information please see the [SVRS Flyer](#) and the [sample acceptance form](#). You may also find this [enrollment form](#) convenient for gathering the information required to complete this application.

For any other questions about SVRS Registration, please contact a CBP representative.

### Main Menu

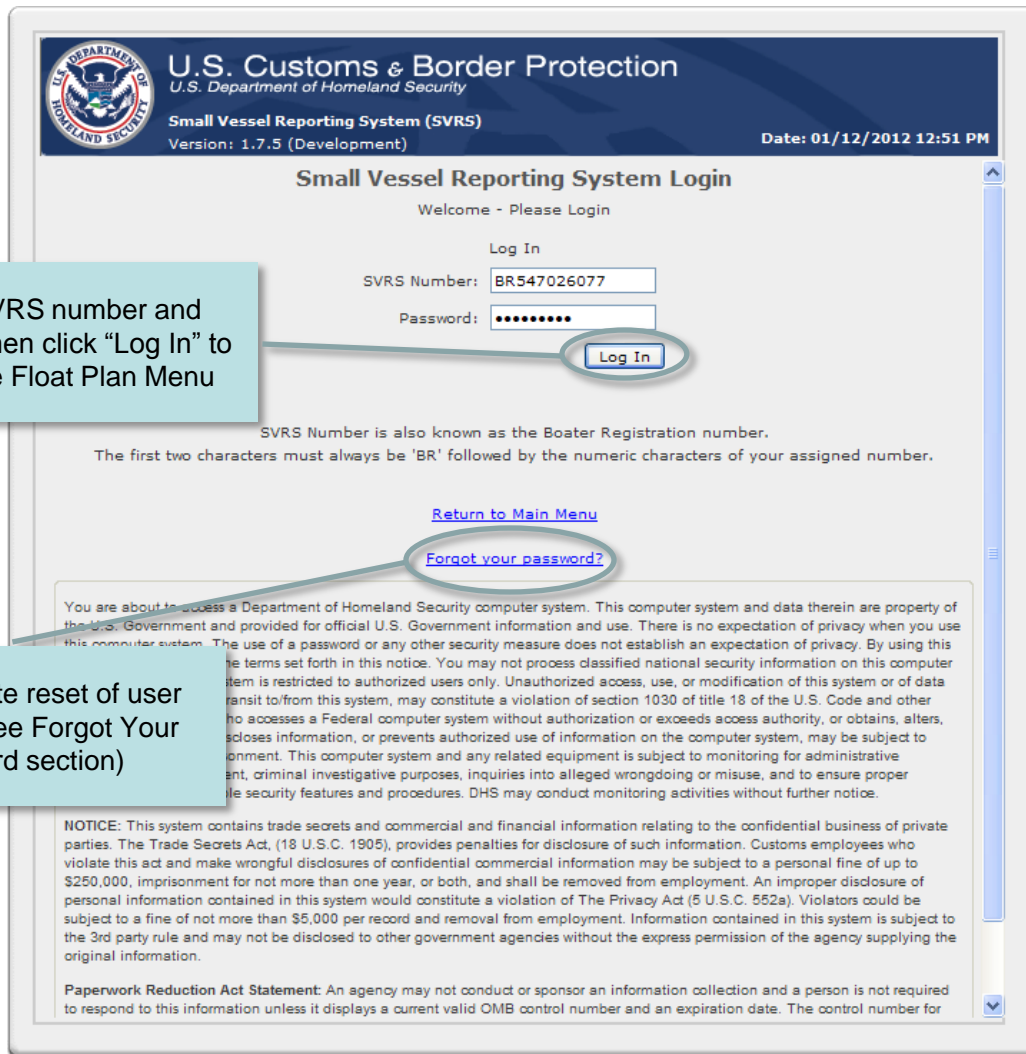
- Application for SVRS Participation
- Add/Update/Activate Float Plans or Vessel Registrations
- Password Request (existing LBO participants)
- Reschedule Your Interview Appointment

You are about to access a Department of Homeland Security computer system. This computer system and data therein are property of the U.S. Government and provided for official U.S. Government information and use. There is no expectation of privacy when you use this

Hyperlinks to list of registration locations

Hyperlinks to PDF versions of relevant documents.

1. Select "Add/Update/Activate Float Plans or Vessel Registrations"
2. Click "Start" button



U.S. Department of Homeland Security  
U.S. Customs & Border Protection  
Small Vessel Reporting System (SVRS)  
Version: 1.7.5 (Development) Date: 01/12/2012 12:51 PM

## Small Vessel Reporting System Login

Welcome - Please Login

Log In

SVRS Number:

Password:

[Return to Main Menu](#)

[Forgot your password?](#)

You are about to access a Department of Homeland Security computer system. This computer system and data therein are property of the U.S. Government and provided for official U.S. Government information and use. There is no expectation of privacy when you use this computer system. The use of a password or any other security measure does not establish an expectation of privacy. By using this system you agree to the terms set forth in this notice. You may not process classified national security information on this computer system. This system is restricted to authorized users only. Unauthorized access, use, or modification of this system or of data transmitted to/from this system, may constitute a violation of section 1030 of title 18 of the U.S. Code and other laws. Any person who accesses a Federal computer system without authorization or exceeds access authority, or obtains, alters, discloses information, or prevents authorized use of information on the computer system, may be subject to criminal or civil penalties. This computer system and any related equipment is subject to monitoring for administrative, criminal, or intelligence purposes, inquiries into alleged wrongdoing or misuse, and to ensure proper operation. DHS may conduct monitoring activities without further notice.

**NOTICE:** This system contains trade secrets and commercial and financial information relating to the confidential business of private parties. The Trade Secrets Act, (18 U.S.C. 1905), provides penalties for disclosure of such information. Customs employees who violate this act and make wrongful disclosures of confidential commercial information may be subject to a personal fine of up to \$250,000, imprisonment for not more than one year, or both, and shall be removed from employment. An improper disclosure of personal information contained in this system would constitute a violation of The Privacy Act (5 U.S.C. 552a). Violators could be subject to a fine of not more than \$5,000 per record and removal from employment. Information contained in this system is subject to the 3rd party rule and may not be disclosed to other government agencies without the express permission of the agency supplying the original information.

**Paperwork Reduction Act Statement:** An agency may not conduct or sponsor an information collection and a person is not required to respond to this information unless it displays a current valid OMB control number and an expiration date. The control number for

Key in SVRS number and password then click "Log In" to access the Float Plan Menu

Click to initiate reset of user password (see Forgot Your Password section)

- After 3 consecutive invalid login attempts, due to an incorrect password, the participant's account will be locked.
- After 30 minutes the account will automatically unlock enabling the participant to try again or to use the "Forgot your Password" feature.

Select "Add/Update Vessel Registrations"

Click "Go" button to access the Vessel Registrations page

Click to obtain the latest version of the Float Plan Guide

Session Clock: set to 20 minutes. Resets after each action.

# Register Vessels – Vessel Registration Page (Slide 1 of 2)

U.S. Department of Homeland Security  
 U.S. Customs & Border Protection  
 Small Vessel Reporting System (SVRS)  
 Version: 1.7.5 (Development)      Date: 01/12/2012 11:44 AM  
 SVRS Number: BR547026077      Logout

I am a vessel master and wish to update my vessel profile

**Registered Vessels**  
 No vessels entered

**Registration**

Registration Number:  \*

Hull ID Number:  \*

Decal Number:

Registered Name:  \*

Country:  \*

State:  \*

**Identification**

Vessel Length:   \*

Type:  \*

Manufacturer:  \*

Model:  \*

Model Year:  \*

Hull Colors:

\*

\*

\*

\* = required field

This application will automatically end after 17:51 minutes of inactivity. Unsaved changes will be discarded.

Check the box to enable update of vessel registrations

Hover the mouse pointer over the question mark to see a popup containing more information

Enter required information then click the "Add Vessel" button. Repeat if entering more than one vessel.

Click to return to the Float Plan Menu. Unsaved changes will be discarded.

Session Clock: set to 20 minutes. Resets after each action.

# Register Vessels – Vessel Registration Page (Slide 2 of 2)

Click "Select" to change a vessel then click the "Update Vessel" button.

Click "Delete" to delete a vessel. A confirmation prompt will appear. NOTE: delete will not be available for any vessel that has been used in afloat plan.

Each vessel entered will appear in the grid and can be edited or deleted.

Command	Name	Registration	State	Country
Select Delete	SVRS Test Craft	RN-12345	Florida	UNITED STATES

Enter required information then click the "Add Vessel" button. Repeat if entering more than one vessel.

Click to return to the Float Plan Menu. Unsaved changes will be discarded.

Session Clock: set to 20 minutes. Resets after each action.

This application will automatically end after 19:49 minutes of inactivity. Unsaved changes will be discarded.


# Forgot Your Password

## External facing - for SVRS Participants

- Apply for SVRS participation
- Schedule/Reschedule Interview Appointment
- Set Initial Password and Security Question/Answer
- Request Password (prior PBRs participants)
- Add/Update/Activate Float Plans
- Register Vessels
- **Forgot Your Password**
- Change Password







## U.S. Customs & Border Protection

U.S. Department of Homeland Security

### Small Vessel Reporting System (SVRS)

Version: 1.7.5 (Development) Date: 01/17/2012 07:58 AM

### Small Vessel Reporting System Login

Welcome - Please Login

Log In

SVRS Number:

Password:

SVRS Number is also known as the Boater Registration number.  
The first two characters must always be 'BR' followed by the numeric characters of your assigned number.

[Return to Main Menu](#)

[Forgot your password?](#)

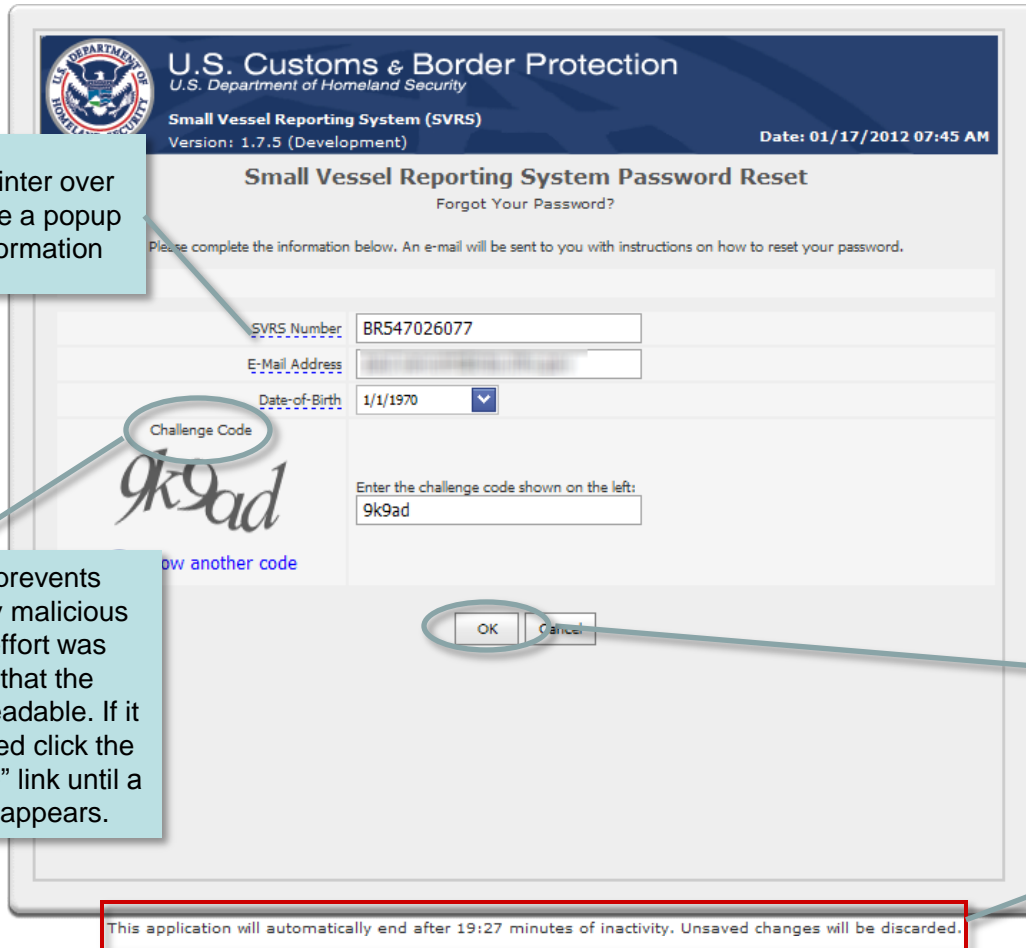
You are about to access a Department of Homeland Security computer system. This computer system and data therein are property of the U.S. Government and provided for official U.S. Government information and use. There is no expectation of privacy when you use this system. The use of a password or any other security measure does not establish an expectation of privacy. By using this system, you agree to the terms set forth in this notice. You may not process classified national security information on this computer system. This system is restricted to authorized users only. Unauthorized access, use, or modification of this system or of data transmitted to/from this system, may constitute a violation of section 1030 of title 18 of the U.S. Code and other applicable laws. Any person who accesses a Federal computer system without authorization or exceeds access authority, or obtains, alters, damages, destroys, or discloses information, or prevents authorized use of information on the computer system, may be subject to penalties, fines or imprisonment. This computer system and any related equipment is subject to monitoring for administrative oversight, law enforcement, criminal investigative purposes, inquiries into alleged wrongdoing or misuse, and to ensure proper performance of applicable security features and procedures. DHS may conduct monitoring activities without further notice.

**NOTICE:** This system contains trade secrets and commercial and financial information relating to the confidential business of private parties. The Trade Secrets Act, (18 U.S.C. 1905), provides penalties for disclosure of such information. Customs employees who violate this act and make wrongful disclosures of confidential commercial information may be subject to a personal fine of up to \$250,000, imprisonment for not more than one year, or both, and shall be removed from employment. An improper disclosure of personal information contained in this system would constitute a violation of The Privacy Act (5 U.S.C. 552a). Violators could be subject to a fine of not more than \$5,000 per record and removal from employment. Information contained in this system is subject to the 3rd party rule and may not be disclosed to other government agencies without the express permission of the agency supplying the original information.

**Paperwork Reduction Act Statement:** An agency may not conduct or sponsor an information collection and a person is not required to respond to this information unless it displays a current valid OMB control number and an expiration date. The control number for

Click to initiate reset of user password





Hover the mouse pointer over the dotted lines to see a popup containing more information

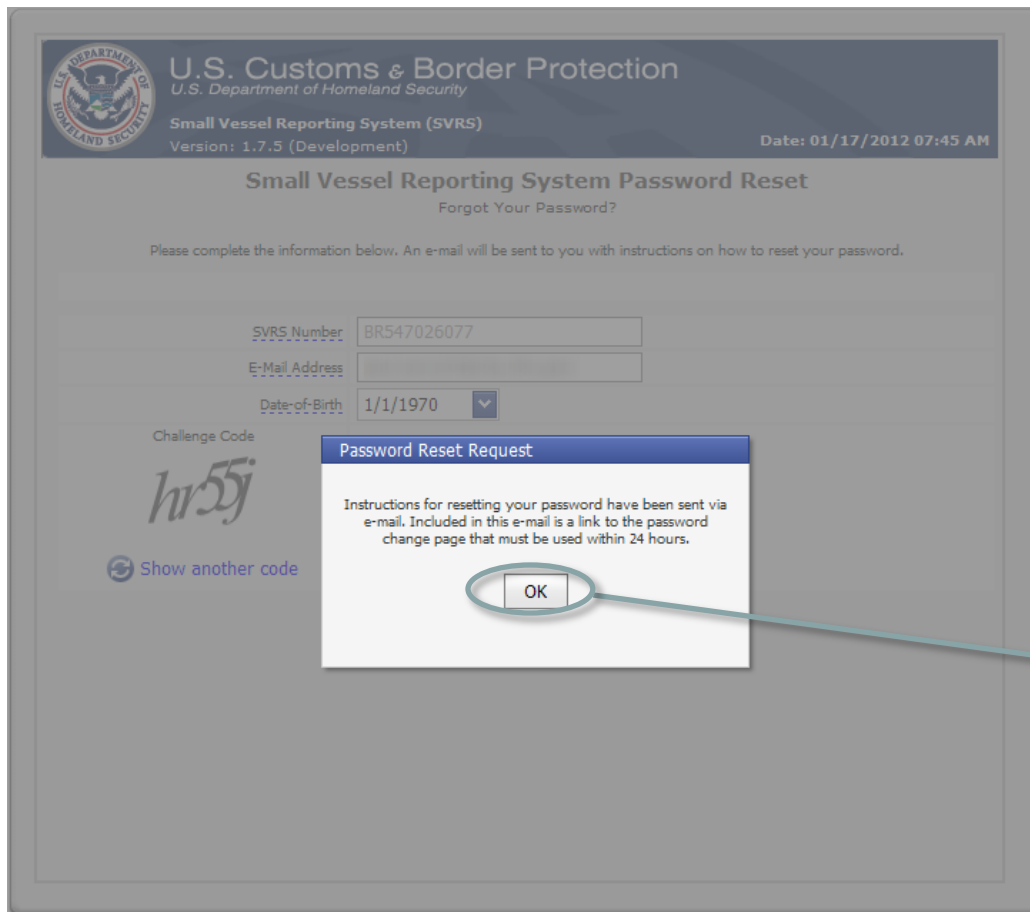
Challenge code prevents automated entry by malicious software. Every effort was made to ensure that the challenge code is readable. If it cannot be recognized click the "Show another code" link until a satisfactory code appears.

- All fields are required
- If the entered information is correct an e-mail message containing further instructions will be sent.

Click "OK" button to have an e-mail sent which contains further instructions

Session Clock: set to 20 minutes. Resets after each action.





U.S. Customs & Border Protection  
U.S. Department of Homeland Security

Small Vessel Reporting System (SVRS)  
Version: 1.7.5 (Development) Date: 01/17/2012 07:45 AM

### Small Vessel Reporting System Password Reset

Forgot Your Password?

Please complete the information below. An e-mail will be sent to you with instructions on how to reset your password.

SVRS Number:

E-Mail Address:

Date-of-Birth:

Challenge Code  
*hr55j*

[Show another code](#)

**Password Reset Request**

Instructions for resetting your password have been sent via e-mail. Included in this e-mail is a link to the password change page that must be used within 24 hours.

- An e-mail message containing further instructions will be sent.

Click "OK" button to return to the login page



## U.S. Customs and Border Protection

Dear Participant

You have requested a password reset for your SVRS Number: **BR547026077**

Please click [here](#) to reset your SVRS password or, optionally, you can copy the link below and paste it into your browser window. This link will be available for 24 hours and will expire after 01/18/2012 07:47 AM (U.S. Eastern Time).

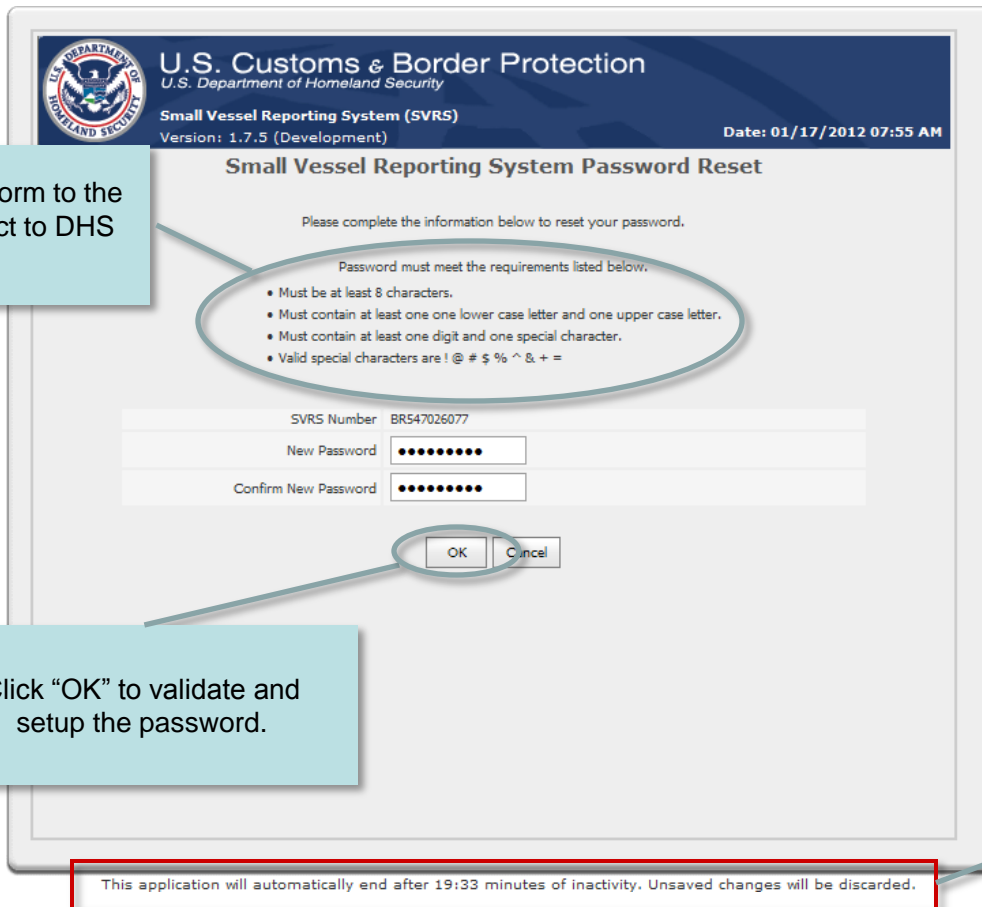
<http://taxa21a66-197.atsdev.cbp.dhs.gov:8083/FloatPlan/PasswordReset.aspx?m=614aa2e-9471-40b8-936e-20905ba6e968>

Thank you for voluntarily participating in the Small Vessel Reporting

**HAVE A SAFE AND ENJOY**

Hyperlink to SVRS password reset page

- Sample e-mail message containing link to password reset page.
- NOTE: the link to the password reset page expires after 24 hours

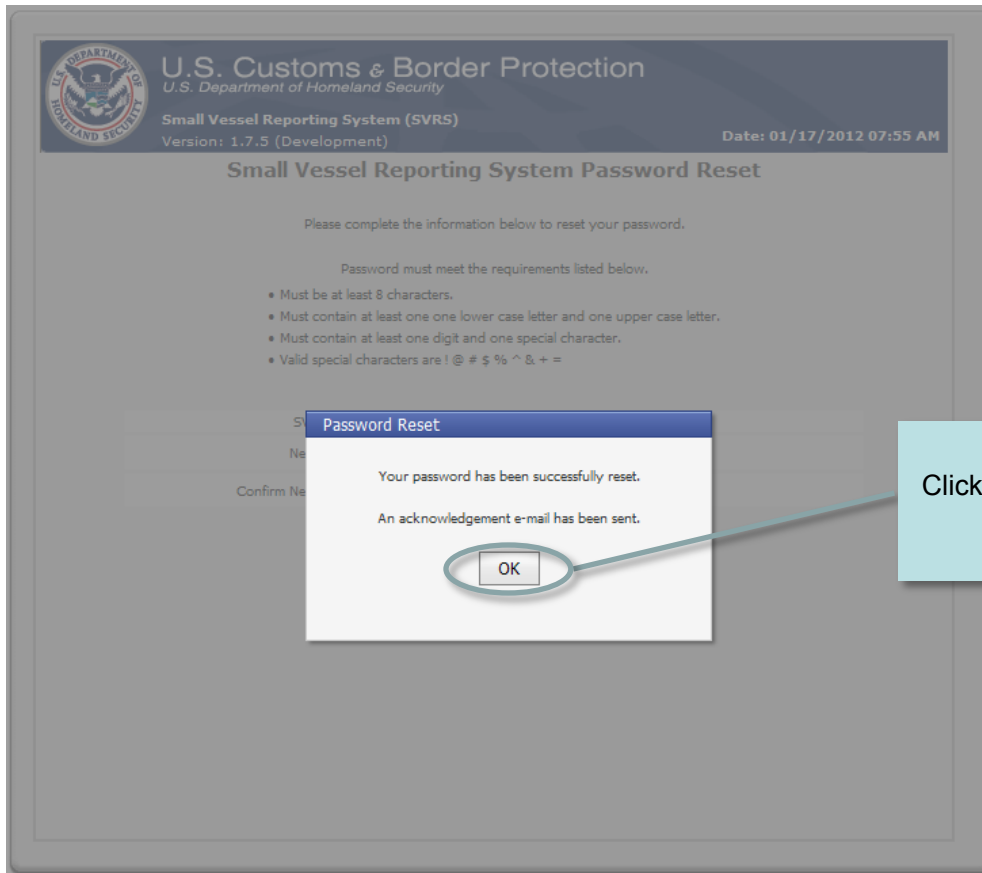


Password must conform to the criteria listed (subject to DHS policy)

Click "OK" to validate and setup the password.

- NOTE: If the participant's account is locked out due to multiple invalid login attempts the participant must wait for the account to auto-unlock. This is currently set to 30 minutes.
- NOTE: A new password cannot be a password that was previously used over the prior 2 years (subject to DHS policy).
- Participant will receive an e-mail message confirming that he has successfully reset his password.

Session Clock: set to 20 minutes. Resets after each action.



U.S. Customs & Border Protection  
U.S. Department of Homeland Security  
Small Vessel Reporting System (SVRS)  
Version: 1.7.5 (Development) Date: 01/17/2012 07:55 AM

### Small Vessel Reporting System Password Reset

Please complete the information below to reset your password.

Password must meet the requirements listed below.

- Must be at least 8 characters.
- Must contain at least one lower case letter and one upper case letter.
- Must contain at least one digit and one special character.
- Valid special characters are ! @ # \$ % ^ & + =

**Password Reset**

Your password has been successfully reset.

An acknowledgement e-mail has been sent.

OK

Click "OK" to return to the login page

- NOTE: A new password cannot be a password that was previously used over the prior 2 years (subject to DHS policy).
- Participant will receive an e-mail message confirming that he has successfully reset his password.



## U.S. Customs and Border Protection

Dear Participant

You have successfully reset the password for SVRS Number: [BR547026077](#)

Thank you for voluntarily participating in the Small Vessel Reporting System (SVRS).

**HAVE A SAFE AND ENJOYABLE BOATING SEASON!**

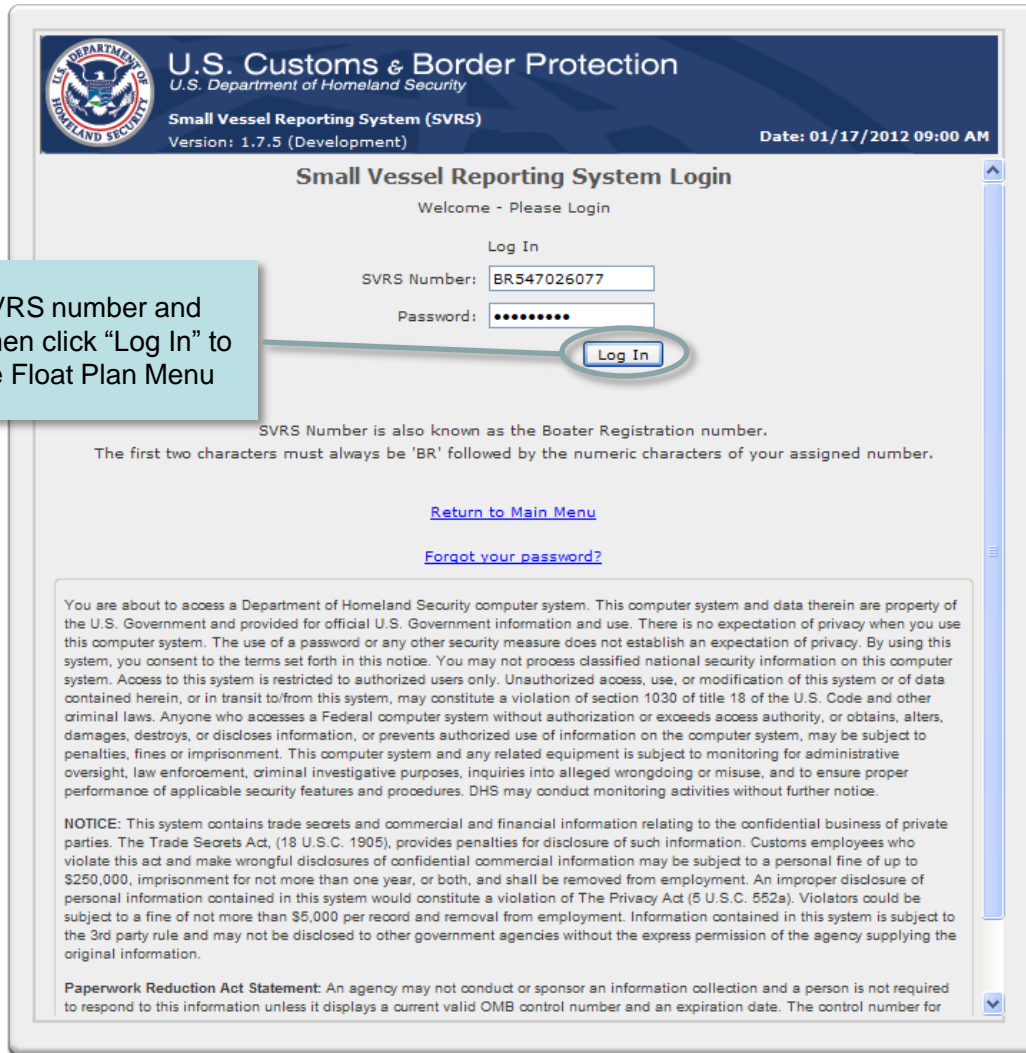
- Sample e-mail message confirming that the password was successfully reset.
- NOTE: the hyperlink to the password reset page (in the instructional e-mail) is now expired and cannot be used again.

# Change Password

## External facing - for SVRS Participants

- Apply for SVRS participation
- Schedule/Reschedule Interview Appointment
- Set Initial Password and Security Question/Answer
- Request Password (prior PBRs participants)
- Add/Update/Activate Float Plans
- Register Vessels
- Forgot Your Password
- **Change Password**





U.S. Department of Homeland Security  
U.S. Customs & Border Protection  
Small Vessel Reporting System (SVRS)  
Version: 1.7.5 (Development) Date: 01/17/2012 09:00 AM

### Small Vessel Reporting System Login

Welcome - Please Login

Log In

SVRS Number:

Password:

SVRS Number is also known as the Boater Registration number.  
The first two characters must always be 'BR' followed by the numeric characters of your assigned number.

[Return to Main Menu](#)

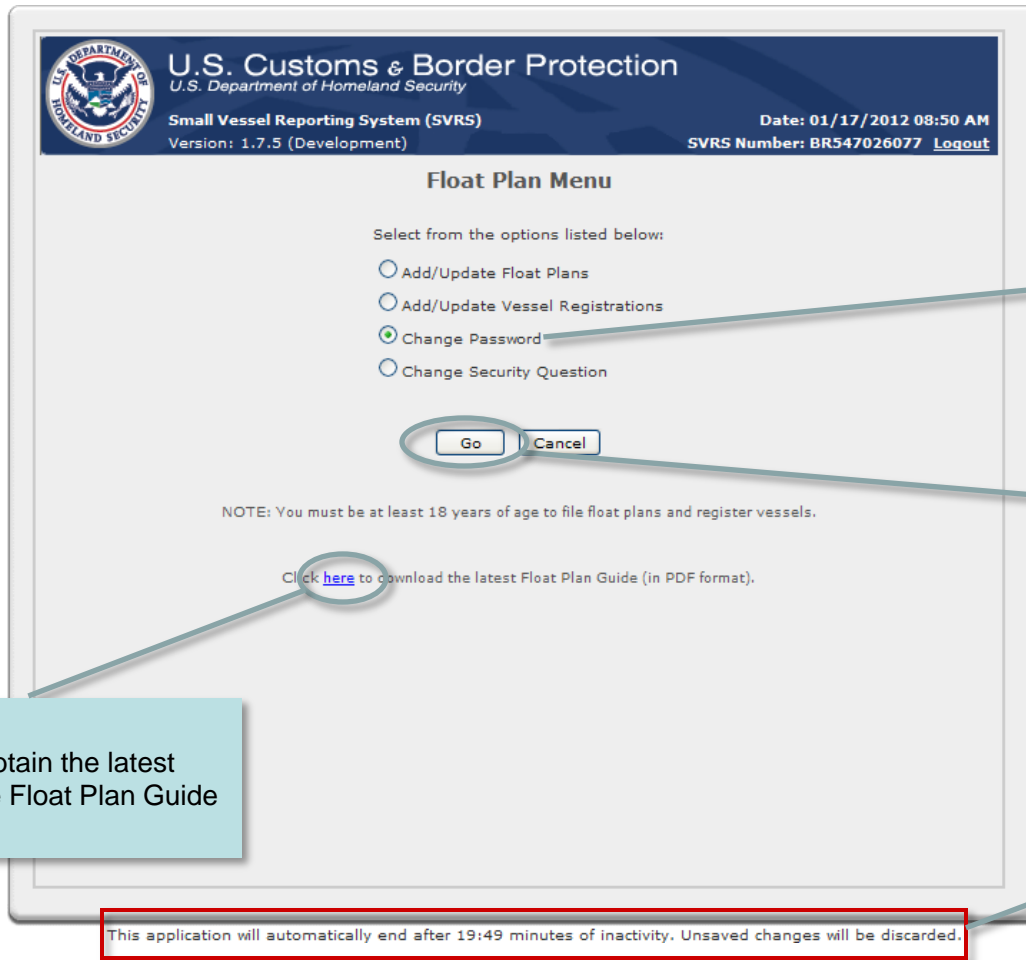
[Forgot your password?](#)

You are about to access a Department of Homeland Security computer system. This computer system and data therein are property of the U.S. Government and provided for official U.S. Government information and use. There is no expectation of privacy when you use this computer system. The use of a password or any other security measure does not establish an expectation of privacy. By using this system, you consent to the terms set forth in this notice. You may not process classified national security information on this computer system. Access to this system is restricted to authorized users only. Unauthorized access, use, or modification of this system or of data contained herein, or in transit to/from this system, may constitute a violation of section 1030 of title 18 of the U.S. Code and other criminal laws. Anyone who accesses a Federal computer system without authorization or exceeds access authority, or obtains, alters, damages, destroys, or discloses information, or prevents authorized use of information on the computer system, may be subject to penalties, fines or imprisonment. This computer system and any related equipment is subject to monitoring for administrative oversight, law enforcement, criminal investigative purposes, inquiries into alleged wrongdoing or misuse, and to ensure proper performance of applicable security features and procedures. DHS may conduct monitoring activities without further notice.

**NOTICE:** This system contains trade secrets and commercial and financial information relating to the confidential business of private parties. The Trade Secrets Act, (18 U.S.C. 1905), provides penalties for disclosure of such information. Customs employees who violate this act and make wrongful disclosures of confidential commercial information may be subject to a personal fine of up to \$250,000, imprisonment for not more than one year, or both, and shall be removed from employment. An improper disclosure of personal information contained in this system would constitute a violation of The Privacy Act (5 U.S.C. 552a). Violators could be subject to a fine of not more than \$5,000 per record and removal from employment. Information contained in this system is subject to the 3rd party rule and may not be disclosed to other government agencies without the express permission of the agency supplying the original information.

**Paperwork Reduction Act Statement:** An agency may not conduct or sponsor an information collection and a person is not required to respond to this information unless it displays a current valid OMB control number and an expiration date. The control number for

- After 3 consecutive invalid login attempts, due to an incorrect password, the participant's account will be locked.
- After 30 minutes the account will automatically unlock enabling the participant to try again or to use the "Forgot your Password" feature.



U.S. Department of Homeland Security  
U.S. Customs & Border Protection  
Small Vessel Reporting System (SVRS)  
Version: 1.7.5 (Development)  
Date: 01/17/2012 08:50 AM  
SVRS Number: BR547026077 [Logout](#)

### Float Plan Menu

Select from the options listed below:

- Add/Update Float Plans
- Add/Update Vessel Registrations
- Change Password
- Change Security Question

NOTE: You must be at least 18 years of age to file float plans and register vessels.

Click [here](#) to download the latest Float Plan Guide (in PDF format).

This application will automatically end after 19:49 minutes of inactivity. Unsaved changes will be discarded.

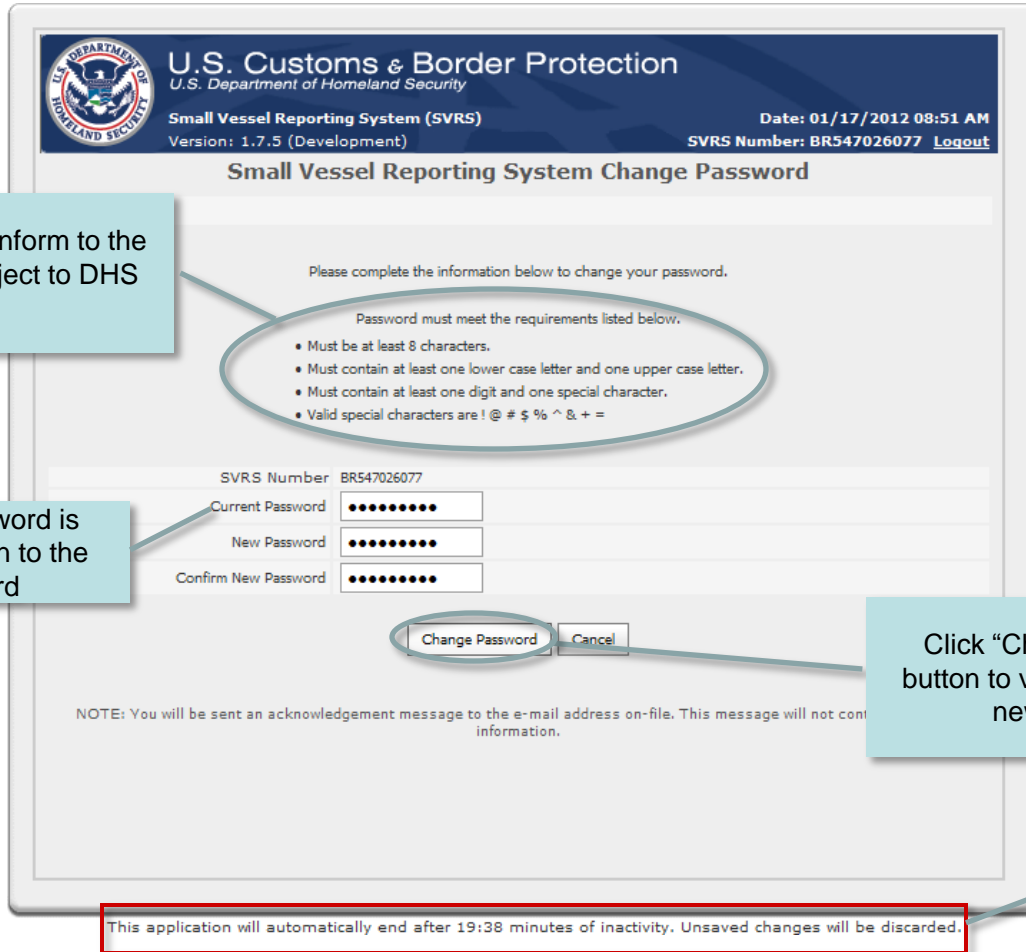
Select "Change Password"

Click "Go" button to access the Change Password page

Click to obtain the latest version of the Float Plan Guide

Session Clock: set to 20 minutes. Resets after each action.





**U.S. Customs & Border Protection**  
U.S. Department of Homeland Security

Small Vessel Reporting System (SVRS)      Date: 01/17/2012 08:51 AM  
Version: 1.7.5 (Development)      SVRS Number: BR547026077 [Logout](#)

### Small Vessel Reporting System Change Password

Please complete the information below to change your password.

Password must meet the requirements listed below.

- Must be at least 8 characters.
- Must contain at least one lower case letter and one upper case letter.
- Must contain at least one digit and one special character.
- Valid special characters are ! @ # \$ % ^ & + =

SVRS Number: BR547026077

Current Password:

New Password:

Confirm New Password:

NOTE: You will be sent an acknowledgement message to the e-mail address on-file. This message will not contain information.

This application will automatically end after 19:38 minutes of inactivity. Unsaved changes will be discarded.

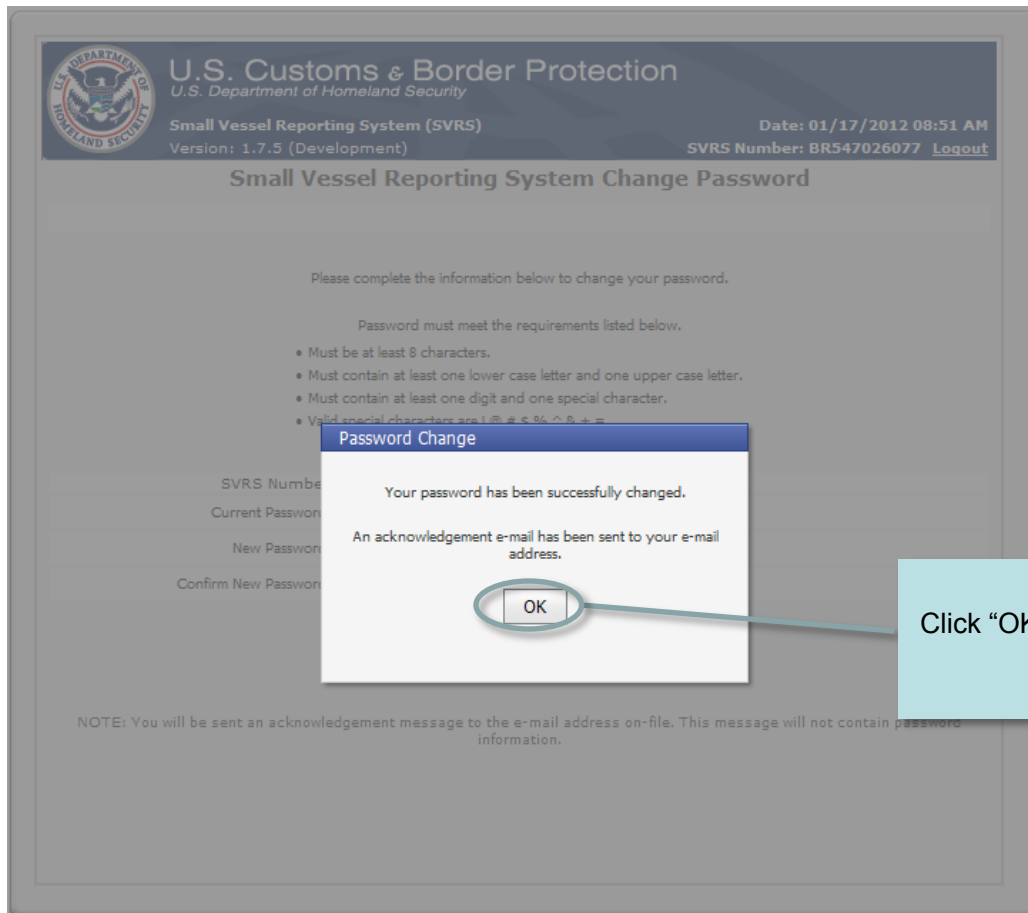
Password must conform to the criteria listed (subject to DHS policy)

The current password is required in addition to the new password

Click "Change Password" button to validate and set the new password

Session Clock: set to 20 minutes. Resets after each action.

- All fields are required
- NOTE: A new password cannot be a password that was previously used over the prior 2 years (subject to DHS policy).
- Participant will receive an e-mail message confirming that he has successfully changed his password.



U.S. Customs & Border Protection  
U.S. Department of Homeland Security

Small Vessel Reporting System (SVRS)      Date: 01/17/2012 08:51 AM  
Version: 1.7.5 (Development)      SVRS Number: BR547026077    [Logout](#)

### Small Vessel Reporting System Change Password

Please complete the information below to change your password.

Password must meet the requirements listed below.

- Must be at least 8 characters.
- Must contain at least one lower case letter and one upper case letter.
- Must contain at least one digit and one special character.
- Valid special characters are !@#\$%^&\*~+.

SVRS Number: [input]  
Current Password: [input]  
New Password: [input]  
Confirm New Password: [input]

**Password Change**

Your password has been successfully changed.

An acknowledgement e-mail has been sent to your e-mail address.

OK

NOTE: You will be sent an acknowledgement message to the e-mail address on-file. This message will not contain password information.

- Participant will receive an e-mail message confirming that he has successfully changed his password.

Click "OK" to return to the Float Plan Menu



**U.S. Customs and Border Protection**

Dear Participant

This is to confirm that the password for SVRS Number BR547026077 has been changed.

Thank you for voluntarily participating in the Small Vessel Reporting System (SVRS).

**HAVE A SAFE AND ENJOYABLE BOATING SEASON!**

- Sample e-mail message confirming that the password was successfully changed.



**U.S. Customs & Border Protection**  
U.S. Department of Homeland Security

**Small Vessel Reporting System (SVRS)** Date: 01/17/2012 08:53 AM  
Version: 1.7.5 (Development) SVRS Number: BR547026077 [Logout](#)

### Float Plan Menu

Select from the options listed below:

- Add/Update Float Plans
- Add/Update Vessel Registrations
- Change Password
- Change Security Question

NOTE: You must be at least 18 years of age to file float plans and register vessels.

Click [here](#) to download the latest Float Plan Guide (in PDF format).

This application will automatically end after 19:47 minutes of inactivity. Unsaved changes will be discarded.