

Cover Sheet



Directions:

On this Cover Sheet, please report information to describe each visit to the site. On the Animal Checklist, please list the species of animals you are looking for at the site and record whether or not you saw or heard that species on each visit. On the Plant and Animal Phenophase Datasheets, please record the phenophases you observed on each visit for your individual plants and your animal species.

Site: My back yard
 Year: 2012
 Observer: Alyssa Rosemartin

Below, please fill in the date and time of your site visit in the first rows. Then, estimate your contribution of time to the project for that visit, separating the time it took you to travel to the site and the time you spent making observations on plants and animals once you arrived at the site. If you are observing animals, report the time you specifically spent searching for animals and circle the appropriate letter for your observation method (there is no need to report time for incidental sightings):

- i – incidental: chance sighting while not specifically searching
- s – stationary: standing or sitting at a single point
- w – walking: a single pass or transect through your site
- a – area search: multiple passes through your site

If there is snow on the ground or in the canopy (treetops), please make a note of it in the third section and estimate the percent of the ground at your site that the snow is covering. After each visit, please enter the information from these datasheets online.

	Date:	Date:	Date:	Date:	Date:	Date:	Date:	Date:	Date:	Date:	Date:	Date:	Date:	Date:	Date:
	Time:	Time:	Time:	Time:	Time:	Time:	Time:	Time:	Time:	Time:	Time:	Time:	Time:	Time:	Time:
Report your contribution of time															
Time spent observing	hr min	hr min	hr min	hr min	hr min	hr min	hr min	hr min	hr min	hr min	hr min	hr min	hr min	hr min	hr min
Time spent in travel	hr min	hr min	hr min	hr min	hr min	hr min	hr min	hr min	hr min	hr min	hr min	hr min	hr min	hr min	hr min
Report your animal observation methods															
Time spent looking for animals	hr min	hr min	hr min	hr min	hr min	hr min	hr min	hr min	hr min	hr min	hr min	hr min	hr min	hr min	hr min
Animal survey method	i s w a	i s w a	i s w a	i s w a	i s w a	i s w a	i s w a	i s w a	i s w a	i s w a	i s w a	i s w a	i s w a	i s w a	i s w a
Report on snow															
Is there snow on the ground?	y n ?	y n ?	y n ?	y n ?	y n ?	y n ?	y n ?	y n ?	y n ?	y n ?	y n ?	y n ?	y n ?	y n ?	y n ?
% of ground covered															
Is there snow in the canopy?	y n ?	y n ?	y n ?	y n ?	y n ?	y n ?	y n ?	y n ?	y n ?	y n ?	y n ?	y n ?	y n ?	y n ?	y n ?
Check when data entered online:	<input type="checkbox"/>	<input type="checkbox"/>	<input type="checkbox"/>	<input type="checkbox"/>	<input type="checkbox"/>	<input type="checkbox"/>	<input type="checkbox"/>	<input type="checkbox"/>	<input type="checkbox"/>	<input type="checkbox"/>	<input type="checkbox"/>	<input type="checkbox"/>	<input type="checkbox"/>	<input type="checkbox"/>	<input type="checkbox"/>
Comments:															



Animal Checklist



Directions:

Please list below all the animal species from the animal checklist you created online for this site. Fill in the date and time of your site visit in the top rows. In each row, circle the appropriate letter for that visit:

- y (if you see or hear this species);
 - n (if you do not see or hear this species);
 - ? (if you are not certain if you saw or heard this species)
- Do not circle anything if you did not check for this species*

Site: My back yard
 Year: 2012
 Observer: Alyssa Rosemartin



For each species you circled y or ? (present or uncertain), please also fill out a column in your Animal Phenophase Datasheet for this species to report on the status of each of the phenophases for that visit.

For each species you circled n (not present), you do not need to fill out a column in the Animal Phenophase Datasheet, and can simply click "Circle all 'No'" (meaning you did not see or hear any phenophases for that species) when entering your observations online for that visit.

	Date:	Date:	Date:	Date:	Date:	Date:	Date:	Date:	Date:	Date:	Date:	Date:	Date:
Do you see or hear...?	Time:	Time:	Time:	Time:	Time:	Time:	Time:	Time:	Time:	Time:	Time:	Time:	Time:
Couch's spadefoot	y n ?	y n ?	y n ?	y n ?	y n ?	y n ?	y n ?	y n ?	y n ?	y n ?	y n ?	y n ?	y n ?
monarch	y n ?	y n ?	y n ?	y n ?	y n ?	y n ?	y n ?	y n ?	y n ?	y n ?	y n ?	y n ?	y n ?
side-blotched lizard	y n ?	y n ?	y n ?	y n ?	y n ?	y n ?	y n ?	y n ?	y n ?	y n ?	y n ?	y n ?	y n ?
curve-billed thrasher	y n ?	y n ?	y n ?	y n ?	y n ?	y n ?	y n ?	y n ?	y n ?	y n ?	y n ?	y n ?	y n ?
ruby-crowned kinglet	y n ?	y n ?	y n ?	y n ?	y n ?	y n ?	y n ?	y n ?	y n ?	y n ?	y n ?	y n ?	y n ?
	y n ?	y n ?	y n ?	y n ?	y n ?	y n ?	y n ?	y n ?	y n ?	y n ?	y n ?	y n ?	y n ?
	y n ?	y n ?	y n ?	y n ?	y n ?	y n ?	y n ?	y n ?	y n ?	y n ?	y n ?	y n ?	y n ?
	y n ?	y n ?	y n ?	y n ?	y n ?	y n ?	y n ?	y n ?	y n ?	y n ?	y n ?	y n ?	y n ?
	y n ?	y n ?	y n ?	y n ?	y n ?	y n ?	y n ?	y n ?	y n ?	y n ?	y n ?	y n ?	y n ?
	y n ?	y n ?	y n ?	y n ?	y n ?	y n ?	y n ?	y n ?	y n ?	y n ?	y n ?	y n ?	y n ?
	y n ?	y n ?	y n ?	y n ?	y n ?	y n ?	y n ?	y n ?	y n ?	y n ?	y n ?	y n ?	y n ?
	y n ?	y n ?	y n ?	y n ?	y n ?	y n ?	y n ?	y n ?	y n ?	y n ?	y n ?	y n ?	y n ?
	y n ?	y n ?	y n ?	y n ?	y n ?	y n ?	y n ?	y n ?	y n ?	y n ?	y n ?	y n ?	y n ?
	y n ?	y n ?	y n ?	y n ?	y n ?	y n ?	y n ?	y n ?	y n ?	y n ?	y n ?	y n ?	y n ?
	y n ?	y n ?	y n ?	y n ?	y n ?	y n ?	y n ?	y n ?	y n ?	y n ?	y n ?	y n ?	y n ?
	y n ?	y n ?	y n ?	y n ?	y n ?	y n ?	y n ?	y n ?	y n ?	y n ?	y n ?	y n ?	y n ?

Comments:

Trees and Shrubs *Broadleaf evergreen (no leaf buds)*



Nickname: creosote-1
 Species: creosote bush
 Site: My back yard
 Year: 2012
 Observer: Alyssa Rosemartin

Directions: Fill in the date and time in the top rows and circle the appropriate letter in the column below.

y (phenophase is occurring); **n** (phenophase is not occurring); **?** (not certain if the phenophase is occurring).

Do not circle anything if you did not check for the phenophase. In the adjacent blank, write in the appropriate measure of intensity or abundance for this phenophase.

	Date:	Date:	Date:	Date:	Date:	Date:	Date:	Date:
Do you see...	Time:	Time:	Time:	Time:	Time:	Time:	Time:	Time:
Young leaves	y n ? _____	y n ? _____	y n ? _____	y n ? _____	y n ? _____	y n ? _____	y n ? _____	y n ? _____
Flowers or flower buds	y n ? _____	y n ? _____	y n ? _____	y n ? _____	y n ? _____	y n ? _____	y n ? _____	y n ? _____
Open flowers	y n ? _____	y n ? _____	y n ? _____	y n ? _____	y n ? _____	y n ? _____	y n ? _____	y n ? _____
Fruits	y n ? _____	y n ? _____	y n ? _____	y n ? _____	y n ? _____	y n ? _____	y n ? _____	y n ? _____
Ripe fruits	y n ? _____	y n ? _____	y n ? _____	y n ? _____	y n ? _____	y n ? _____	y n ? _____	y n ? _____
Recent fruit or seed drop	y n ? _____	y n ? _____	y n ? _____	y n ? _____	y n ? _____	y n ? _____	y n ? _____	y n ? _____
Check when data entered online:	<input type="checkbox"/>	<input type="checkbox"/>	<input type="checkbox"/>	<input type="checkbox"/>	<input type="checkbox"/>	<input type="checkbox"/>	<input type="checkbox"/>	<input type="checkbox"/>
Comments:								

	Date:	Date:	Date:	Date:	Date:	Date:	Date:	Date:
Do you see...	Time:	Time:	Time:	Time:	Time:	Time:	Time:	Time:
Young leaves	y n ? _____	y n ? _____	y n ? _____	y n ? _____	y n ? _____	y n ? _____	y n ? _____	y n ? _____
Flowers or flower buds	y n ? _____	y n ? _____	y n ? _____	y n ? _____	y n ? _____	y n ? _____	y n ? _____	y n ? _____
Open flowers	y n ? _____	y n ? _____	y n ? _____	y n ? _____	y n ? _____	y n ? _____	y n ? _____	y n ? _____
Fruits	y n ? _____	y n ? _____	y n ? _____	y n ? _____	y n ? _____	y n ? _____	y n ? _____	y n ? _____
Ripe fruits	y n ? _____	y n ? _____	y n ? _____	y n ? _____	y n ? _____	y n ? _____	y n ? _____	y n ? _____
Recent fruit or seed drop	y n ? _____	y n ? _____	y n ? _____	y n ? _____	y n ? _____	y n ? _____	y n ? _____	y n ? _____
Check when data entered online:	<input type="checkbox"/>	<input type="checkbox"/>	<input type="checkbox"/>	<input type="checkbox"/>	<input type="checkbox"/>	<input type="checkbox"/>	<input type="checkbox"/>	<input type="checkbox"/>
Comments:								

Trees and Shrubs *Broadleaf evergreen (no leaf buds)*



Nickname: creosote-2
 Species: creosote bush
 Site: My back yard
 Year: 2012
 Observer: Alyssa Rosemartin

Directions: Fill in the date and time in the top rows and circle the appropriate letter in the column below.

y (phenophase is occurring); **n** (phenophase is not occurring); **?** (not certain if the phenophase is occurring).

Do not circle anything if you did not check for the phenophase. In the adjacent blank, write in the appropriate measure of intensity or abundance for this phenophase.

	Date:	Date:	Date:	Date:	Date:	Date:	Date:	Date:
Do you see...	Time:	Time:	Time:	Time:	Time:	Time:	Time:	Time:
Young leaves	y n ? ____	y n ? ____	y n ? ____	y n ? ____	y n ? ____	y n ? ____	y n ? ____	y n ? ____
Flowers or flower buds	y n ? ____	y n ? ____	y n ? ____	y n ? ____	y n ? ____	y n ? ____	y n ? ____	y n ? ____
Open flowers	y n ? ____	y n ? ____	y n ? ____	y n ? ____	y n ? ____	y n ? ____	y n ? ____	y n ? ____
Fruits	y n ? ____	y n ? ____	y n ? ____	y n ? ____	y n ? ____	y n ? ____	y n ? ____	y n ? ____
Ripe fruits	y n ? ____	y n ? ____	y n ? ____	y n ? ____	y n ? ____	y n ? ____	y n ? ____	y n ? ____
Recent fruit or seed drop	y n ? ____	y n ? ____	y n ? ____	y n ? ____	y n ? ____	y n ? ____	y n ? ____	y n ? ____
Check when data entered online:	<input type="checkbox"/>	<input type="checkbox"/>	<input type="checkbox"/>	<input type="checkbox"/>	<input type="checkbox"/>	<input type="checkbox"/>	<input type="checkbox"/>	<input type="checkbox"/>
Comments:								

	Date:	Date:	Date:	Date:	Date:	Date:	Date:	Date:
Do you see...	Time:	Time:	Time:	Time:	Time:	Time:	Time:	Time:
Young leaves	y n ? ____	y n ? ____	y n ? ____	y n ? ____	y n ? ____	y n ? ____	y n ? ____	y n ? ____
Flowers or flower buds	y n ? ____	y n ? ____	y n ? ____	y n ? ____	y n ? ____	y n ? ____	y n ? ____	y n ? ____
Open flowers	y n ? ____	y n ? ____	y n ? ____	y n ? ____	y n ? ____	y n ? ____	y n ? ____	y n ? ____
Fruits	y n ? ____	y n ? ____	y n ? ____	y n ? ____	y n ? ____	y n ? ____	y n ? ____	y n ? ____
Ripe fruits	y n ? ____	y n ? ____	y n ? ____	y n ? ____	y n ? ____	y n ? ____	y n ? ____	y n ? ____
Recent fruit or seed drop	y n ? ____	y n ? ____	y n ? ____	y n ? ____	y n ? ____	y n ? ____	y n ? ____	y n ? ____
Check when data entered online:	<input type="checkbox"/>	<input type="checkbox"/>	<input type="checkbox"/>	<input type="checkbox"/>	<input type="checkbox"/>	<input type="checkbox"/>	<input type="checkbox"/>	<input type="checkbox"/>
Comments:								

Trees and Shrubs *Broadleaf evergreen (no leaf buds)*



Nickname: creosote-3
 Species: creosote bush
 Site: My back yard
 Year: 2012
 Observer: Alyssa Rosemartin

Directions: Fill in the date and time in the top rows and circle the appropriate letter in the column below.

y (phenophase is occurring); **n** (phenophase is not occurring); **?** (not certain if the phenophase is occurring).

Do not circle anything if you did not check for the phenophase. In the adjacent blank, write in the appropriate measure of intensity or abundance for this phenophase.

	Date:	Date:	Date:	Date:	Date:	Date:	Date:	Date:
Do you see...	Time:	Time:	Time:	Time:	Time:	Time:	Time:	Time:
Young leaves	y n ? ____	y n ? ____	y n ? ____	y n ? ____	y n ? ____	y n ? ____	y n ? ____	y n ? ____
Flowers or flower buds	y n ? ____	y n ? ____	y n ? ____	y n ? ____	y n ? ____	y n ? ____	y n ? ____	y n ? ____
Open flowers	y n ? ____	y n ? ____	y n ? ____	y n ? ____	y n ? ____	y n ? ____	y n ? ____	y n ? ____
Fruits	y n ? ____	y n ? ____	y n ? ____	y n ? ____	y n ? ____	y n ? ____	y n ? ____	y n ? ____
Ripe fruits	y n ? ____	y n ? ____	y n ? ____	y n ? ____	y n ? ____	y n ? ____	y n ? ____	y n ? ____
Recent fruit or seed drop	y n ? ____	y n ? ____	y n ? ____	y n ? ____	y n ? ____	y n ? ____	y n ? ____	y n ? ____
Check when data entered online:	<input type="checkbox"/>	<input type="checkbox"/>	<input type="checkbox"/>	<input type="checkbox"/>	<input type="checkbox"/>	<input type="checkbox"/>	<input type="checkbox"/>	<input type="checkbox"/>
Comments:								

	Date:	Date:	Date:	Date:	Date:	Date:	Date:	Date:
Do you see...	Time:	Time:	Time:	Time:	Time:	Time:	Time:	Time:
Young leaves	y n ? ____	y n ? ____	y n ? ____	y n ? ____	y n ? ____	y n ? ____	y n ? ____	y n ? ____
Flowers or flower buds	y n ? ____	y n ? ____	y n ? ____	y n ? ____	y n ? ____	y n ? ____	y n ? ____	y n ? ____
Open flowers	y n ? ____	y n ? ____	y n ? ____	y n ? ____	y n ? ____	y n ? ____	y n ? ____	y n ? ____
Fruits	y n ? ____	y n ? ____	y n ? ____	y n ? ____	y n ? ____	y n ? ____	y n ? ____	y n ? ____
Ripe fruits	y n ? ____	y n ? ____	y n ? ____	y n ? ____	y n ? ____	y n ? ____	y n ? ____	y n ? ____
Recent fruit or seed drop	y n ? ____	y n ? ____	y n ? ____	y n ? ____	y n ? ____	y n ? ____	y n ? ____	y n ? ____
Check when data entered online:	<input type="checkbox"/>	<input type="checkbox"/>	<input type="checkbox"/>	<input type="checkbox"/>	<input type="checkbox"/>	<input type="checkbox"/>	<input type="checkbox"/>	<input type="checkbox"/>
Comments:								

Creosote Bush

(*Larrea tridentata*)

Phenophase Definitions



Directions:

As you report on phenophase status (Y, N or ?) on the datasheets, refer to the definitions on this sheet to find out what you should look for, for each phenophase in each species. To report the intensity of the phenophase, choose the best answer to the question below the phenophase, if one is included. Feel free not to report on phenophases or intensity questions that seem too difficult or time-consuming.

Leaves

Young leaves

One or more young, unfolded leaves are visible on the plant. A leaf is considered "young" and "unfolded" once its entire length has emerged from the breaking bud so that the leaf stalk (petiole) or leaf base is visible at its point of attachment to the stem, but before the leaf has reached full size or turned the darker green color or tougher texture of mature leaves on the plant. Do not include fully dried or dead leaves. For *Larrea tridentata*, young leaves are slightly more glossy than mature leaves.

How many young leaves are present?

Less than 3; 3 to 10; 11 to 100; 101 to 1,000; 1,001 to 10,000; More than 10,000;

Flowers

Flowers or flower buds

One or more fresh open or unopened flowers or flower buds are visible on the plant. Include flower buds that are still developing, but do not include wilted or dried flowers.

How many flowers and flower buds are present? For species in which individual flowers are clustered in flower heads, spikes or catkins (inflorescences), simply estimate the number of flower heads, spikes or catkins and not the number of individual flowers.

Less than 3; 3 to 10; 11 to 100; 101 to 1,000; 1,001 to 10,000; More than 10,000;

Open flowers

One or more open, fresh flowers are visible on the plant. Flowers are considered "open" when the reproductive parts (male stamens or female pistils) are visible between or within unfolded or open flower parts (petals, floral tubes or sepals). Do not include wilted or dried flowers.

What percentage of all fresh flowers (buds plus unopened plus open) on the plant are open? For species in which individual flowers are clustered in flower heads, spikes or catkins (inflorescences), estimate the percentage of all individual flowers that are open.

Less than 5%; 5-24%; 25-49%; 50-74%; 75-94%; 95% or more;

Fruits

Fruits

One or more fruits are visible on the plant. For *Larrea tridentata*, the fruit is capsule-like and fuzzy with white hairs, and changes from green to dark brown and splits apart into five sections.

How many fruits are present?

Less than 3; 3 to 10; 11 to 100; 101 to 1,000; 1,001 to 10,000; More than 10,000;

Ripe fruits

One or more ripe fruits are visible on the plant. For *Larrea tridentata*, a fruit is considered ripe when it has turned dark brown and has split into five sections.

What percentage of all fruits (unripe plus ripe) on the plant are ripe?

Less than 5%; 5-24%; 25-49%; 50-74%; 75-94%; 95% or more;

Recent fruit or seed drop

One or more mature fruits or seeds have dropped or been removed from the plant since your last visit. Do not include obviously immature fruits that have dropped before ripening, such as in a heavy rain or wind, or empty fruits that had long ago dropped all of their seeds but remained on the plant.

How many mature fruits have dropped seeds or have completely dropped or been removed from the plant since your last visit?

Less than 3; 3 to 10; 11 to 100; 101 to 1,000; 1,001 to 10,000; More than 10,000;

Forbs



Nickname: California poppy-1

Species: California poppy

Site: My back yard

Year: 2012

Observer: Alyssa Rosemartin

Directions: Fill in the date and time in the top rows and circle the appropriate letter in the column below.

y (phenophase is occurring); **n** (phenophase is not occurring); **?** (not certain if the phenophase is occurring).

Do not circle anything if you did not check for the phenophase. In the adjacent blank, write in the appropriate measure of intensity or abundance for this phenophase.

	Date:	Date:	Date:	Date:	Date:	Date:	Date:	Date:
Do you see...	Time:	Time:	Time:	Time:	Time:	Time:	Time:	Time:
Initial growth	y n ? _____	y n ? _____	y n ? _____	y n ? _____	y n ? _____	y n ? _____	y n ? _____	y n ? _____
Leaves	y n ? _____	y n ? _____	y n ? _____	y n ? _____	y n ? _____	y n ? _____	y n ? _____	y n ? _____
Flowers or flower buds	y n ? _____	y n ? _____	y n ? _____	y n ? _____	y n ? _____	y n ? _____	y n ? _____	y n ? _____
Open flowers	y n ? _____	y n ? _____	y n ? _____	y n ? _____	y n ? _____	y n ? _____	y n ? _____	y n ? _____
Fruits	y n ? _____	y n ? _____	y n ? _____	y n ? _____	y n ? _____	y n ? _____	y n ? _____	y n ? _____
Ripe fruits	y n ? _____	y n ? _____	y n ? _____	y n ? _____	y n ? _____	y n ? _____	y n ? _____	y n ? _____
Recent fruit or seed drop	y n ? _____	y n ? _____	y n ? _____	y n ? _____	y n ? _____	y n ? _____	y n ? _____	y n ? _____
Check when data entered online:	<input type="checkbox"/>	<input type="checkbox"/>	<input type="checkbox"/>	<input type="checkbox"/>	<input type="checkbox"/>	<input type="checkbox"/>	<input type="checkbox"/>	<input type="checkbox"/>
Comments:								

	Date:	Date:	Date:	Date:	Date:	Date:	Date:	Date:
Do you see...	Time:	Time:	Time:	Time:	Time:	Time:	Time:	Time:
Initial growth	y n ? _____	y n ? _____	y n ? _____	y n ? _____	y n ? _____	y n ? _____	y n ? _____	y n ? _____
Leaves	y n ? _____	y n ? _____	y n ? _____	y n ? _____	y n ? _____	y n ? _____	y n ? _____	y n ? _____
Flowers or flower buds	y n ? _____	y n ? _____	y n ? _____	y n ? _____	y n ? _____	y n ? _____	y n ? _____	y n ? _____
Open flowers	y n ? _____	y n ? _____	y n ? _____	y n ? _____	y n ? _____	y n ? _____	y n ? _____	y n ? _____
Fruits	y n ? _____	y n ? _____	y n ? _____	y n ? _____	y n ? _____	y n ? _____	y n ? _____	y n ? _____
Ripe fruits	y n ? _____	y n ? _____	y n ? _____	y n ? _____	y n ? _____	y n ? _____	y n ? _____	y n ? _____
Recent fruit or seed drop	y n ? _____	y n ? _____	y n ? _____	y n ? _____	y n ? _____	y n ? _____	y n ? _____	y n ? _____
Check when data entered online:	<input type="checkbox"/>	<input type="checkbox"/>	<input type="checkbox"/>	<input type="checkbox"/>	<input type="checkbox"/>	<input type="checkbox"/>	<input type="checkbox"/>	<input type="checkbox"/>
Comments:								

Forbs

Directions: Fill in the date and time in the top rows and circle the appropriate letter in the column below.

y (phenophase is occurring); **n** (phenophase is not occurring); **?** (not certain if the phenophase is occurring).

Do not circle anything if you did not check for the phenophase. In the adjacent blank, write in the appropriate measure of intensity or abundance for this phenophase.



Nickname: California poppy-2

Species: California poppy

Site: My back yard

Year: 2012

Observer: Alyssa Rosemartin

	Date:	Date:	Date:	Date:	Date:	Date:	Date:	Date:
Do you see...	Time:	Time:	Time:	Time:	Time:	Time:	Time:	Time:
Initial growth	y n ? _____	y n ? _____	y n ? _____	y n ? _____	y n ? _____	y n ? _____	y n ? _____	y n ? _____
Leaves	y n ? _____	y n ? _____	y n ? _____	y n ? _____	y n ? _____	y n ? _____	y n ? _____	y n ? _____
Flowers or flower buds	y n ? _____	y n ? _____	y n ? _____	y n ? _____	y n ? _____	y n ? _____	y n ? _____	y n ? _____
Open flowers	y n ? _____	y n ? _____	y n ? _____	y n ? _____	y n ? _____	y n ? _____	y n ? _____	y n ? _____
Fruits	y n ? _____	y n ? _____	y n ? _____	y n ? _____	y n ? _____	y n ? _____	y n ? _____	y n ? _____
Ripe fruits	y n ? _____	y n ? _____	y n ? _____	y n ? _____	y n ? _____	y n ? _____	y n ? _____	y n ? _____
Recent fruit or seed drop	y n ? _____	y n ? _____	y n ? _____	y n ? _____	y n ? _____	y n ? _____	y n ? _____	y n ? _____
Check when data entered online:	<input type="checkbox"/>	<input type="checkbox"/>	<input type="checkbox"/>	<input type="checkbox"/>	<input type="checkbox"/>	<input type="checkbox"/>	<input type="checkbox"/>	<input type="checkbox"/>
Comments:								

	Date:	Date:	Date:	Date:	Date:	Date:	Date:	Date:
Do you see...	Time:	Time:	Time:	Time:	Time:	Time:	Time:	Time:
Initial growth	y n ? _____	y n ? _____	y n ? _____	y n ? _____	y n ? _____	y n ? _____	y n ? _____	y n ? _____
Leaves	y n ? _____	y n ? _____	y n ? _____	y n ? _____	y n ? _____	y n ? _____	y n ? _____	y n ? _____
Flowers or flower buds	y n ? _____	y n ? _____	y n ? _____	y n ? _____	y n ? _____	y n ? _____	y n ? _____	y n ? _____
Open flowers	y n ? _____	y n ? _____	y n ? _____	y n ? _____	y n ? _____	y n ? _____	y n ? _____	y n ? _____
Fruits	y n ? _____	y n ? _____	y n ? _____	y n ? _____	y n ? _____	y n ? _____	y n ? _____	y n ? _____
Ripe fruits	y n ? _____	y n ? _____	y n ? _____	y n ? _____	y n ? _____	y n ? _____	y n ? _____	y n ? _____
Recent fruit or seed drop	y n ? _____	y n ? _____	y n ? _____	y n ? _____	y n ? _____	y n ? _____	y n ? _____	y n ? _____
Check when data entered online:	<input type="checkbox"/>	<input type="checkbox"/>	<input type="checkbox"/>	<input type="checkbox"/>	<input type="checkbox"/>	<input type="checkbox"/>	<input type="checkbox"/>	<input type="checkbox"/>
Comments:								

Forbs



Nickname: California poppy-3
 Species: California poppy
 Site: My back yard
 Year: 2012
 Observer: Alyssa Rosemartin

Directions: Fill in the date and time in the top rows and circle the appropriate letter in the column below.

y (phenophase is occurring); **n** (phenophase is not occurring); **?** (not certain if the phenophase is occurring).

Do not circle anything if you did not check for the phenophase. In the adjacent blank, write in the appropriate measure of intensity or abundance for this phenophase.

	Date:	Date:	Date:	Date:	Date:	Date:	Date:	Date:
Do you see...	Time:	Time:	Time:	Time:	Time:	Time:	Time:	Time:
Initial growth	y n ? _____	y n ? _____	y n ? _____	y n ? _____	y n ? _____	y n ? _____	y n ? _____	y n ? _____
Leaves	y n ? _____	y n ? _____	y n ? _____	y n ? _____	y n ? _____	y n ? _____	y n ? _____	y n ? _____
Flowers or flower buds	y n ? _____	y n ? _____	y n ? _____	y n ? _____	y n ? _____	y n ? _____	y n ? _____	y n ? _____
Open flowers	y n ? _____	y n ? _____	y n ? _____	y n ? _____	y n ? _____	y n ? _____	y n ? _____	y n ? _____
Fruits	y n ? _____	y n ? _____	y n ? _____	y n ? _____	y n ? _____	y n ? _____	y n ? _____	y n ? _____
Ripe fruits	y n ? _____	y n ? _____	y n ? _____	y n ? _____	y n ? _____	y n ? _____	y n ? _____	y n ? _____
Recent fruit or seed drop	y n ? _____	y n ? _____	y n ? _____	y n ? _____	y n ? _____	y n ? _____	y n ? _____	y n ? _____
Check when data entered online:	<input type="checkbox"/>	<input type="checkbox"/>	<input type="checkbox"/>	<input type="checkbox"/>	<input type="checkbox"/>	<input type="checkbox"/>	<input type="checkbox"/>	<input type="checkbox"/>
Comments:								

	Date:	Date:	Date:	Date:	Date:	Date:	Date:	Date:
Do you see...	Time:	Time:	Time:	Time:	Time:	Time:	Time:	Time:
Initial growth	y n ? _____	y n ? _____	y n ? _____	y n ? _____	y n ? _____	y n ? _____	y n ? _____	y n ? _____
Leaves	y n ? _____	y n ? _____	y n ? _____	y n ? _____	y n ? _____	y n ? _____	y n ? _____	y n ? _____
Flowers or flower buds	y n ? _____	y n ? _____	y n ? _____	y n ? _____	y n ? _____	y n ? _____	y n ? _____	y n ? _____
Open flowers	y n ? _____	y n ? _____	y n ? _____	y n ? _____	y n ? _____	y n ? _____	y n ? _____	y n ? _____
Fruits	y n ? _____	y n ? _____	y n ? _____	y n ? _____	y n ? _____	y n ? _____	y n ? _____	y n ? _____
Ripe fruits	y n ? _____	y n ? _____	y n ? _____	y n ? _____	y n ? _____	y n ? _____	y n ? _____	y n ? _____
Recent fruit or seed drop	y n ? _____	y n ? _____	y n ? _____	y n ? _____	y n ? _____	y n ? _____	y n ? _____	y n ? _____
Check when data entered online:	<input type="checkbox"/>	<input type="checkbox"/>	<input type="checkbox"/>	<input type="checkbox"/>	<input type="checkbox"/>	<input type="checkbox"/>	<input type="checkbox"/>	<input type="checkbox"/>
Comments:								

California Poppy (*Eschscholzia californica*)

Phenophase Definitions



Directions:

As you report on phenophase status (Y, N or ?) on the datasheets, refer to the definitions on this sheet to find out what you should look for, for each phenophase in each species. To report the intensity of the phenophase, choose the best answer to the question below the phenophase, if one is included. Feel free not to report on phenophases or intensity questions that seem too difficult or time-consuming.

Leaves

Initial growth

New growth of the plant is visible after a period of no growth (winter or drought), either from above-ground buds with green tips, or new green or white shoots breaking through the soil surface. Growth is considered "initial" on each bud or shoot until the first leaf has fully unfolded. For seedlings, "initial" growth includes the presence of the one or two small, round or elongated leaves (cotyledons) before the first true leaf has unfolded.

Leaves

One or more live, fully unfolded leaves are visible on the plant. For seedlings, consider only true leaves and do not count the one or two small, round or elongated leaves (cotyledons) that are found on the stem almost immediately after the seedling germinates. Do not include fully dried or dead leaves.

Flowers

Flowers or flower buds

One or more fresh open or unopened flowers or flower buds are visible on the plant. Include flower buds that are still developing, but do not include wilted or dried flowers.

How many flowers and flower buds are present? For species in which individual flowers are clustered in flower heads, spikes or catkins (inflorescences), simply estimate the number of flower heads, spikes or catkins and not the number of individual flowers.

Less than 3; 3 to 10; 11 to 100; 101 to 1,000; More than 1,000;

Open flowers

One or more open, fresh flowers are visible on the plant. Flowers are considered "open" when the reproductive parts (male stamens or female pistils) are visible between or within unfolded or open flower parts (petals, floral tubes or sepals). Do not include wilted or dried flowers.

What percentage of all fresh flowers (buds plus unopened plus open) on the plant are open? For species in which individual flowers are clustered in flower heads, spikes or catkins (inflorescences), estimate the percentage of all individual flowers that are open.

Less than 5%; 5-24%; 25-49%; 50-74%; 75-94%; 95% or more;

Fruits

Fruits

One or more fruits are visible on the plant. For *Eschscholzia californica*, the fruit is a slender capsule that changes from green to tan or brown and splits open at its base to expose the seeds. Do not include empty capsules that have already dropped all of their seeds.

How many fruits are present?

Less than 3; 3 to 10; 11 to 100; 101 to 1,000; More than 1,000;

Ripe fruits

One or more ripe fruits are visible on the plant. For *Eschscholzia californica*, a fruit is considered ripe when it has turned tan or brown and has split open at its base to expose the seeds. Do not include empty capsules that have already dropped all of their seeds.

What percentage of all fruits (unripe plus ripe) on the plant are ripe?

Less than 5%; 5-24%; 25-49%; 50-74%; 75-94%; 95% or more;

Recent fruit or seed drop

One or more mature fruits or seeds have dropped or been removed from the plant since your last visit. Do not include obviously immature fruits that have dropped before ripening, such as in a heavy rain or wind, or empty fruits that had long ago dropped all of their seeds but remained on the plant.

How many mature fruits have dropped seeds or have completely dropped or been removed from the plant since your last visit?

Less than 3; 3 to 10; 11 to 100; 101 to 1,000; More than 1,000;

Songbirds *(flower visiting)*

Directions: Fill in the date and time in the top rows and circle the appropriate letter in the column below.

y (phenophase is occurring); **n** (phenophase is not occurring); **?** (not certain if the phenophase is occurring).

Do not circle anything if you did not check for the phenophase. In the adjacent blank, write in the appropriate measure of intensity or abundance for this phenophase.



Species: curve-billed thrasher

Site: My back yard

Year: 2012

Observer: Alyssa Rosemartin

	Date:	Date:	Date:	Date:	Date:	Date:	Date:	Date:
Do you see/hear...	Time:	Time:	Time:	Time:	Time:	Time:	Time:	Time:
Active individuals	y n ? _____	y n ? _____	y n ? _____	y n ? _____	y n ? _____	y n ? _____	y n ? _____	y n ? _____
Feeding	y n ? _____	y n ? _____	y n ? _____	y n ? _____	y n ? _____	y n ? _____	y n ? _____	y n ? _____
Fruit/seed consumption	y n ? _____	y n ? _____	y n ? _____	y n ? _____	y n ? _____	y n ? _____	y n ? _____	y n ? _____
Insect consumption	y n ? _____	y n ? _____	y n ? _____	y n ? _____	y n ? _____	y n ? _____	y n ? _____	y n ? _____
Flower visitation	y n ? _____	y n ? _____	y n ? _____	y n ? _____	y n ? _____	y n ? _____	y n ? _____	y n ? _____
Calls or song	y n ? _____	y n ? _____	y n ? _____	y n ? _____	y n ? _____	y n ? _____	y n ? _____	y n ? _____
Singing males	y n ? _____	y n ? _____	y n ? _____	y n ? _____	y n ? _____	y n ? _____	y n ? _____	y n ? _____
Mating	y n ? _____	y n ? _____	y n ? _____	y n ? _____	y n ? _____	y n ? _____	y n ? _____	y n ? _____
Nest building	y n ? _____	y n ? _____	y n ? _____	y n ? _____	y n ? _____	y n ? _____	y n ? _____	y n ? _____
Dead individuals	y n ? _____	y n ? _____	y n ? _____	y n ? _____	y n ? _____	y n ? _____	y n ? _____	y n ? _____
Individuals at a feeding station	y n ? _____	y n ? _____	y n ? _____	y n ? _____	y n ? _____	y n ? _____	y n ? _____	y n ? _____
Check when data entered online:	<input type="checkbox"/>	<input type="checkbox"/>	<input type="checkbox"/>	<input type="checkbox"/>	<input type="checkbox"/>	<input type="checkbox"/>	<input type="checkbox"/>	<input type="checkbox"/>
Comments:								

Curve-billed Thrasher

(*Toxostoma curvirostre*)

Phenophase Definitions



Directions:

As you report on phenophase status (Y, N or ?) on the datasheets, refer to the definitions on this sheet to find out what you should look for, for each phenophase in each species. For reporting animal abundance, if a specific question is included below the phenophase, choose the best answer to the question. If there is no specific question, enter the number of individual animals you observed in each phenophase. Feel free not to report on phenophases or abundances if they seem too difficult or time-consuming.

Activity

Active individuals

One or more individuals are seen moving about or at rest.

Feeding

One or more individuals are seen feeding. If possible, record the name of the species or substance being eaten or describe it in the comments field.

Fruit/seed consumption

One or more individuals are seen eating the fleshy fruits, seeds, or cones of a plant. If possible, record the name of the plant or describe it in the comments field.

Insect consumption

One or more individuals are seen eating insects. If possible, record the name of the insect or describe it in the comments field.

Flower visitation

One or more individuals are seen visiting flowers or flying from flower to flower. If possible, record the name of the plant or describe it in the comments field.

Calls or song

One or more individuals are heard calling or singing.

Singing males

One or more singing males are heard. Singing refers to stereotypical, simple or elaborate vocalizations used as part of a territorial proclamation or defense or mate attraction. It does not include relatively simple calls used for other forms of communication.

Reproduction

Mating

A male and female are seen coupled in a mating position, usually with the male on top of the female.

Nest building

One or more adults are seen constructing a nest or carrying nesting material.

Development

Dead individuals

One or more dead individuals are seen, including those found on roads.

Method

Individuals at a feeding station

One or more individuals are seen visiting a feeder, feeding station, or food placed by a person.

Songbirds

Directions: Fill in the date and time in the top rows and circle the appropriate letter in the column below.

y (phenophase is occurring); **n** (phenophase is not occurring); **?** (not certain if the phenophase is occurring).

Do not circle anything if you did not check for the phenophase. In the adjacent blank, write in the appropriate measure of intensity or abundance for this phenophase.



Species: ruby-crowned kinglet

Site: My back yard

Year: 2012

Observer: Alyssa Rosemartin

	Date:	Date:	Date:	Date:	Date:	Date:	Date:	Date:
Do you see/hear...	Time:	Time:	Time:	Time:	Time:	Time:	Time:	Time:
Active individuals	y n ? _____	y n ? _____	y n ? _____	y n ? _____	y n ? _____	y n ? _____	y n ? _____	y n ? _____
Feeding	y n ? _____	y n ? _____	y n ? _____	y n ? _____	y n ? _____	y n ? _____	y n ? _____	y n ? _____
Fruit/seed consumption	y n ? _____	y n ? _____	y n ? _____	y n ? _____	y n ? _____	y n ? _____	y n ? _____	y n ? _____
Insect consumption	y n ? _____	y n ? _____	y n ? _____	y n ? _____	y n ? _____	y n ? _____	y n ? _____	y n ? _____
Calls or song	y n ? _____	y n ? _____	y n ? _____	y n ? _____	y n ? _____	y n ? _____	y n ? _____	y n ? _____
Singing males	y n ? _____	y n ? _____	y n ? _____	y n ? _____	y n ? _____	y n ? _____	y n ? _____	y n ? _____
Mating	y n ? _____	y n ? _____	y n ? _____	y n ? _____	y n ? _____	y n ? _____	y n ? _____	y n ? _____
Nest building	y n ? _____	y n ? _____	y n ? _____	y n ? _____	y n ? _____	y n ? _____	y n ? _____	y n ? _____
Dead individuals	y n ? _____	y n ? _____	y n ? _____	y n ? _____	y n ? _____	y n ? _____	y n ? _____	y n ? _____
Individuals at a feeding station	y n ? _____	y n ? _____	y n ? _____	y n ? _____	y n ? _____	y n ? _____	y n ? _____	y n ? _____
Check when data entered online:	<input type="checkbox"/>	<input type="checkbox"/>	<input type="checkbox"/>	<input type="checkbox"/>	<input type="checkbox"/>	<input type="checkbox"/>	<input type="checkbox"/>	<input type="checkbox"/>
Comments:								

Ruby-crowned Kinglet

(*Regulus calendula*)

Phenophase Definitions



Directions:

As you report on phenophase status (Y, N or ?) on the datasheets, refer to the definitions on this sheet to find out what you should look for, for each phenophase in each species. For reporting animal abundance, if a specific question is included below the phenophase, choose the best answer to the question. If there is no specific question, enter the number of individual animals you observed in each phenophase. Feel free not to report on phenophases or abundances if they seem too difficult or time-consuming.

Activity

Active individuals

One or more individuals are seen moving about or at rest.

Feeding

One or more individuals are seen feeding. If possible, record the name of the species or substance being eaten or describe it in the comments field.

Fruit/seed consumption

One or more individuals are seen eating the fleshy fruits, seeds, or cones of a plant. If possible, record the name of the plant or describe it in the comments field.

Insect consumption

One or more individuals are seen eating insects. If possible, record the name of the insect or describe it in the comments field.

Calls or song

One or more individuals are heard calling or singing.

Singing males

One or more singing males are heard. Singing refers to stereotypical, simple or elaborate vocalizations used as part of a territorial proclamation or defense or mate attraction. It does not include relatively simple calls used for other forms of communication.

Reproduction

Mating

A male and female are seen coupled in a mating position, usually with the male on top of the female.

Nest building

One or more adults are seen constructing a nest or carrying nesting material.

Development

Dead individuals

One or more dead individuals are seen, including those found on roads.

Method

Individuals at a feeding station

One or more individuals are seen visiting a feeder, feeding station, or food placed by a person.

Butterflies *(with migration)*



Species: monarch

Site: My back yard

Year: 2012

Observer: Alyssa Rosemartin

Directions: Fill in the date and time in the top rows and circle the appropriate letter in the column below.

y (phenophase is occurring); **n** (phenophase is not occurring); **?** (not certain if the phenophase is occurring).


Do not circle anything if you did not check for the phenophase. In the adjacent blank, write in the appropriate measure of intensity or abundance for this phenophase.

	Date:	Date:	Date:	Date:	Date:	Date:	Date:	Date:
Do you see/hear...	Time:	Time:	Time:	Time:	Time:	Time:	Time:	Time:
Active adults	y n ? _____	y n ? _____	y n ? _____	y n ? _____	y n ? _____	y n ? _____	y n ? _____	y n ? _____
Flower visitation	y n ? _____	y n ? _____	y n ? _____	y n ? _____	y n ? _____	y n ? _____	y n ? _____	y n ? _____
Migrating adults	y n ? _____	y n ? _____	y n ? _____	y n ? _____	y n ? _____	y n ? _____	y n ? _____	y n ? _____
Mating	y n ? _____	y n ? _____	y n ? _____	y n ? _____	y n ? _____	y n ? _____	y n ? _____	y n ? _____
Active caterpillars	y n ? _____	y n ? _____	y n ? _____	y n ? _____	y n ? _____	y n ? _____	y n ? _____	y n ? _____
Caterpillars feeding	y n ? _____	y n ? _____	y n ? _____	y n ? _____	y n ? _____	y n ? _____	y n ? _____	y n ? _____
Dead caterpillars	y n ? _____	y n ? _____	y n ? _____	y n ? _____	y n ? _____	y n ? _____	y n ? _____	y n ? _____
Dead adults	y n ? _____	y n ? _____	y n ? _____	y n ? _____	y n ? _____	y n ? _____	y n ? _____	y n ? _____
Individuals at a feeding station	y n ? _____	y n ? _____	y n ? _____	y n ? _____	y n ? _____	y n ? _____	y n ? _____	y n ? _____
Individuals in a net	y n ? _____	y n ? _____	y n ? _____	y n ? _____	y n ? _____	y n ? _____	y n ? _____	y n ? _____
Check when data entered online:	<input type="checkbox"/>	<input type="checkbox"/>	<input type="checkbox"/>	<input type="checkbox"/>	<input type="checkbox"/>	<input type="checkbox"/>	<input type="checkbox"/>	<input type="checkbox"/>
Comments:								

Monarch

(*Danaus plexippus*)

Phenophase Definitions



Directions:

As you report on phenophase status (Y, N or ?) on the datasheets, refer to the definitions on this sheet to find out what you should look for, for each phenophase in each species. For reporting animal abundance, if a specific question is included below the phenophase, choose the best answer to the question. If there is no specific question, enter the number of individual animals you observed in each phenophase. Feel free not to report on phenophases or abundances if they seem too difficult or time-consuming.

Activity

Active adults

One or more adults are seen moving about or at rest.

Flower visitation

One or more individuals are seen visiting flowers or flying from flower to flower. If possible, record the name of the plant or describe it in the comments field.

Migrating adults

Multiple adults of the same species are seen flying steadily in a uniform direction without stopping.

Reproduction

Mating

A male and female are seen coupled in a mating position, usually end to end. This can occur at rest or in flight.

Development

Active caterpillars

One or more caterpillars (larvae) are seen moving about or at rest. When seen on a plant, if possible, record the name of the plant or describe it in the comments field.

Caterpillars feeding

One or more caterpillars are seen feeding. If possible, record the name of the species or substance being eaten or describe it in the comments field.

Dead caterpillars

One or more dead caterpillars are seen, including those found on roads.

Dead adults

One or more dead adults are seen, including those found on roads.

Method


Individuals at a feeding station

One or more individuals are seen visiting a feeder, feeding station, or food placed by a person.

Individuals in a net

One or more individuals are seen caught in a net.

Frogs and Toads



Species: Couch's spadefoot

Site: My back yard

Year: 2012

Observer: Alyssa Rosemartin

Directions: Fill in the date and time in the top rows and circle the appropriate letter in the column below.

y (phenophase is occurring); **n** (phenophase is not occurring); **?** (not certain if the phenophase is occurring).

Do not circle anything if you did not check for the phenophase. In the adjacent blank, write in the appropriate measure of intensity or abundance for this phenophase.

	Date:	Date:	Date:	Date:	Date:	Date:	Date:	Date:
Do you see/hear...	Time:	Time:	Time:	Time:	Time:	Time:	Time:	Time:
Adults on land	y n ? _____	y n ? _____	y n ? _____	y n ? _____	y n ? _____	y n ? _____	y n ? _____	y n ? _____
Adults in water	y n ? _____	y n ? _____	y n ? _____	y n ? _____	y n ? _____	y n ? _____	y n ? _____	y n ? _____
Adults feeding	y n ? _____	y n ? _____	y n ? _____	y n ? _____	y n ? _____	y n ? _____	y n ? _____	y n ? _____
Vocalizing	y n ? _____	y n ? _____	y n ? _____	y n ? _____	y n ? _____	y n ? _____	y n ? _____	y n ? _____
Mating	y n ? _____	y n ? _____	y n ? _____	y n ? _____	y n ? _____	y n ? _____	y n ? _____	y n ? _____
Fresh eggs	y n ? _____	y n ? _____	y n ? _____	y n ? _____	y n ? _____	y n ? _____	y n ? _____	y n ? _____
Dead adults	y n ? _____	y n ? _____	y n ? _____	y n ? _____	y n ? _____	y n ? _____	y n ? _____	y n ? _____
Check when data entered online:	<input type="checkbox"/>	<input type="checkbox"/>	<input type="checkbox"/>	<input type="checkbox"/>	<input type="checkbox"/>	<input type="checkbox"/>	<input type="checkbox"/>	<input type="checkbox"/>
Comments:								

	Date:	Date:	Date:	Date:	Date:	Date:	Date:	Date:
Do you see/hear...	Time:	Time:	Time:	Time:	Time:	Time:	Time:	Time:
Adults on land	y n ? _____	y n ? _____	y n ? _____	y n ? _____	y n ? _____	y n ? _____	y n ? _____	y n ? _____
Adults in water	y n ? _____	y n ? _____	y n ? _____	y n ? _____	y n ? _____	y n ? _____	y n ? _____	y n ? _____
Adults feeding	y n ? _____	y n ? _____	y n ? _____	y n ? _____	y n ? _____	y n ? _____	y n ? _____	y n ? _____
Vocalizing	y n ? _____	y n ? _____	y n ? _____	y n ? _____	y n ? _____	y n ? _____	y n ? _____	y n ? _____
Mating	y n ? _____	y n ? _____	y n ? _____	y n ? _____	y n ? _____	y n ? _____	y n ? _____	y n ? _____
Fresh eggs	y n ? _____	y n ? _____	y n ? _____	y n ? _____	y n ? _____	y n ? _____	y n ? _____	y n ? _____
Dead adults	y n ? _____	y n ? _____	y n ? _____	y n ? _____	y n ? _____	y n ? _____	y n ? _____	y n ? _____
Check when data entered online:	<input type="checkbox"/>	<input type="checkbox"/>	<input type="checkbox"/>	<input type="checkbox"/>	<input type="checkbox"/>	<input type="checkbox"/>	<input type="checkbox"/>	<input type="checkbox"/>
Comments:								

Couch's Spadefoot

(*Scaphiopus couchii*)

Phenophase Definitions



Directions:

As you report on phenophase status (Y, N or ?) on the datasheets, refer to the definitions on this sheet to find out what you should look for, for each phenophase in each species. For reporting animal abundance, if a specific question is included below the phenophase, choose the best answer to the question. If there is no specific question, enter the number of individual animals you observed in each phenophase. Feel free not to report on phenophases or abundances if they seem too difficult or time-consuming.

Activity

Adults on land

One or more adults are seen at rest or active on land.

Adults in water

One or more adults are seen at rest or active in water.

Adults feeding

One or more adults are seen feeding. If possible, record the name of the species or substance being eaten or describe it in the comments field.

Reproduction

Vocalizing

One or more individuals are heard vocalizing.

What is the intensity of vocalizing?

Single calls: *There is space between calls and individuals can be counted.*; Overlapping calls: *Calls of individuals can be distinguished but there is some overlapping of calls.*; Full chorus: *Calls are constant and overlapping.*;

Mating

A female is seen grasped and held by a male.

Fresh eggs


Eggs are seen being extruded, an egg mass is seen with jelly not expanded to full size, or embryos that are more or less spherical are seen.

Development

Dead adults

One or more dead adults are seen, including those found on roads.

Snakes and Lizards



Species: side-blotched lizard
 Site: My back yard
 Year: 2012
 Observer: Alyssa Rosemartin

Directions: Fill in the date and time in the top rows and circle the appropriate letter in the column below.

y (phenophase is occurring); **n** (phenophase is not occurring); **?** (not certain if the phenophase is occurring).

Do not circle anything if you did not check for the phenophase. In the adjacent blank, write in the appropriate measure of intensity or abundance for this phenophase.

	Date:	Date:	Date:	Date:	Date:	Date:	Date:	Date:
Do you see/hear...	Time:	Time:	Time:	Time:	Time:	Time:	Time:	Time:
Individuals on land	y n ? _____	y n ? _____	y n ? _____	y n ? _____	y n ? _____	y n ? _____	y n ? _____	y n ? _____
Feeding	y n ? _____	y n ? _____	y n ? _____	y n ? _____	y n ? _____	y n ? _____	y n ? _____	y n ? _____
Young individuals	y n ? _____	y n ? _____	y n ? _____	y n ? _____	y n ? _____	y n ? _____	y n ? _____	y n ? _____
Dead individuals	y n ? _____	y n ? _____	y n ? _____	y n ? _____	y n ? _____	y n ? _____	y n ? _____	y n ? _____
Check when data entered online:	<input type="checkbox"/>	<input type="checkbox"/>	<input type="checkbox"/>	<input type="checkbox"/>	<input type="checkbox"/>	<input type="checkbox"/>	<input type="checkbox"/>	<input type="checkbox"/>
Comments:								

	Date:	Date:	Date:	Date:	Date:	Date:	Date:	Date:
Do you see/hear...	Time:	Time:	Time:	Time:	Time:	Time:	Time:	Time:
Individuals on land	y n ? _____	y n ? _____	y n ? _____	y n ? _____	y n ? _____	y n ? _____	y n ? _____	y n ? _____
Feeding	y n ? _____	y n ? _____	y n ? _____	y n ? _____	y n ? _____	y n ? _____	y n ? _____	y n ? _____
Young individuals	y n ? _____	y n ? _____	y n ? _____	y n ? _____	y n ? _____	y n ? _____	y n ? _____	y n ? _____
Dead individuals	y n ? _____	y n ? _____	y n ? _____	y n ? _____	y n ? _____	y n ? _____	y n ? _____	y n ? _____
Check when data entered online:	<input type="checkbox"/>	<input type="checkbox"/>	<input type="checkbox"/>	<input type="checkbox"/>	<input type="checkbox"/>	<input type="checkbox"/>	<input type="checkbox"/>	<input type="checkbox"/>
Comments:								

Side-blotched Lizard

(*Uta stansburiana*)

Phenophase Definitions



Directions:

As you report on phenophase status (Y, N or ?) on the datasheets, refer to the definitions on this sheet to find out what you should look for, for each phenophase in each species. For reporting animal abundance, if a specific question is included below the phenophase, choose the best answer to the question. If there is no specific question, enter the number of individual animals you observed in each phenophase. Feel free not to report on phenophases or abundances if they seem too difficult or time-consuming.

Activity

Individuals on land

One or more individuals are seen active or at rest on land, including individuals found under cover of a rock, log, or burrow.

Feeding

One or more individuals are seen feeding. If possible, record the name of the species or substance being eaten or describe it in the comments field.

Development

Young individuals

One or more recently hatched or young individuals are seen, living or dead, including those individuals found dead on a road.

Dead individuals

One or more dead individuals are seen, including those found on roads.