




# Training Materials

Recording Animal Observations

**usanpn.org**

1. Select a site
2. Select plant and animal species
3. Select individual plants
4. Mark your site and plants
- 5. Record your observations of animals**
6. Record your observations of plants
7. Report your data online



The logo for 'nature's notebook' features the text 'nature's notebook' in a brown, serif font. The word 'nature's' is on the top line and 'notebook' is on the bottom line. A small yellow bird is perched on the letter 'k' in 'notebook'. To the left of the text is a brown, spiral-bound notebook with a green leaf on its cover.

nature's  
notebook



- **Plants:** repeat observations of the same individual plants
- **Animals:** create a checklist for your site, look and listen for all species each time you visit

# Observation considerations

- Phenophases to observe
- Frequency of observations
- Special considerations
- Site visit details



# Observation considerations

## Cover Sheet

### Directions:

On this Cover Sheet, please report information to describe each day you visit the site. On the Animal Checklist, please list the species of animals you are looking for at the site and record whether or not you saw or heard that species on each visit. On the Plant and Animal Phenophase Datasheets, please record the phenophases you observed on each visit for your individual plants and your animal species.

Below, please fill in the date of your site visit in the first row. Then, estimate your contribution of time to the project for that date, separating the time it took you to travel to the site and the time you spent making observations on plants and animals once you arrived at the site. If you are observing animals, report the time you specifically spent searching for animals and circle the appropriate letter for your observation method:

- w – walking: a single pass or transect through your site
- s – stationary: standing or sitting at a single point
- a – area search: multiple passes through your site

If there is snow on the ground or in the canopy (treetops), please make a note of it in the third section and estimate the percent of the ground at your site that the snow is covering. After each visit, please enter the information from these datasheets online.



Site: \_\_\_\_\_  
Year: \_\_\_\_\_  
Observer: \_\_\_\_\_

	Date:	Date:	Date:	Date:	Date:	Date:	Date:	Date:	Date:	Date:	Date:	Date:	Date:	Date:	Date:
<b>Report your contribution of time</b>															
Time spent observing	hr min	hr min	hr min	hr min	hr min	hr min	hr min	hr min	hr min	hr min	hr min	hr min	hr min	hr min	hr min
Time spent in travel	hr min	hr min	hr min	hr min	hr min	hr min	hr min	hr min	hr min	hr min	hr min	hr min	hr min	hr min	hr min
<b>Report your animal observation methods</b>															
Time spent looking for animals	hr min	hr min	hr min	hr min	hr min	hr min	hr min	hr min	hr min	hr min	hr min	hr min	hr min	hr min	hr min
Animal survey method	w s a	w s a	w s a	w s a	w s a	w s a	w s a	w s a	w s a	w s a	w s a	w s a	w s a	w s a	w s a
<b>Report on snow</b>															
Is there snow on the ground?	y n ?	y n ?	y n ?	y n ?	y n ?	y n ?	y n ?	y n ?	y n ?	y n ?	y n ?	y n ?	y n ?	y n ?	y n ?
% of ground covered															
Is there snow in the canopy?	y n ?	y n ?	y n ?	y n ?	y n ?	y n ?	y n ?	y n ?	y n ?	y n ?	y n ?	y n ?	y n ?	y n ?	y n ?
Check when data entered online:	<input type="checkbox"/>	<input type="checkbox"/>	<input type="checkbox"/>	<input type="checkbox"/>	<input type="checkbox"/>	<input type="checkbox"/>	<input type="checkbox"/>	<input type="checkbox"/>	<input type="checkbox"/>	<input type="checkbox"/>	<input type="checkbox"/>	<input type="checkbox"/>	<input type="checkbox"/>	<input type="checkbox"/>	<input type="checkbox"/>
Comments:															



## Cover Sheet

### Directions:

On this Cover Sheet, please report information to describe each day you visit the site. On the Animal Checklist, please look for at the site and record whether or not you saw or heard that species on each visit. On the Plant and Animal Checklist, please record the phenophases you observed on each visit for your individual plants and your animal species.

Below, please fill in the date of your site visit in the first row. Then, estimate your contribution of time to the project it took you to travel to the site and the time you spent making observations on plants and animals once you arrived at the site. If you are observing animals, report the time you spent on animals and circle the appropriate letter for your observation method:

w – walking: a single pass or transect through your site  
s – stationary: standing or sitting at a single point  
a – area search: multiple passes through your site

If there is snow on the ground or in the canopy (treetops), please make a note of it in the third section and estimate the area that the snow is covering. After each visit, please enter the information from these datasheets online.

	Date:	Date:	Date:	Date:	Date:	Date:
<b>Report your contribution of time</b>						
Time spent observing	hr min	hr min	hr min	hr min	hr min	hr min
Time spent in travel	hr min	hr min	hr min	hr min	hr min	hr min
<b>Report your animal observation methods</b>						
Time spent looking for animals	hr min	hr min	hr min	hr min	hr min	hr min
Animal survey method	w s a	w s a	w s a	w s a	w s a	w s a
<b>Report on snow</b>						
Is there snow on the ground?	y n ?	y n ?	y n ?	y n ?	y n ?	y n ?
% of ground covered						
Is there snow in the canopy?	y n ?	y n ?	y n ?	y n ?	y n ?	y n ?
Check when data entered online:	<input type="checkbox"/>	<input type="checkbox"/>	<input type="checkbox"/>	<input type="checkbox"/>	<input type="checkbox"/>	<input type="checkbox"/>
Comments:						

## Animal Checklist

### Directions:

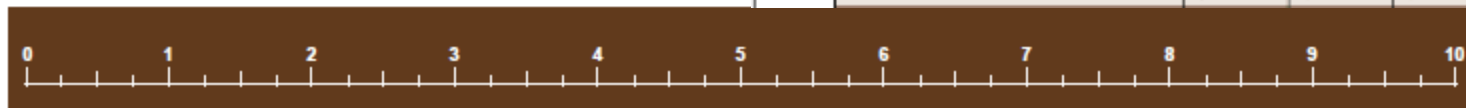
Please list below all the animal species from the animal checklist you created online for this site. Fill in the date of your site visit in the top row. In each row, circle the appropriate letter for that date:

y (if you see or hear this species);  
n (if you do not see or hear this species);  
? (if you are unsure if you saw or heard this species)

For each species you circled y or ? (present or unsure), please also fill out a column in your Animal Phenophase Datasheet for this species to report on the status of each of the phenophases for that date.

For each species you circled n (not present), you do not need to fill out a column in the Animal Phenophase Datasheet and can simply click "Circle all 'No'" (meaning you did not see or hear any phenophases for that species) when entering your observations online for that date.

Do you see/hear...?	Date:	Date:	Date:	Date:	Date:	Date:	Date:
	y n ?	y n ?	y n ?	y n ?	y n ?	y n ?	y n ?
	y n ?	y n ?	y n ?	y n ?	y n ?	y n ?	y n ?
	y n ?	y n ?	y n ?	y n ?	y n ?	y n ?	y n ?
	y n ?	y n ?	y n ?	y n ?	y n ?	y n ?	y n ?
	y n ?	y n ?	y n ?	y n ?	y n ?	y n ?	y n ?
	y n ?	y n ?	y n ?	y n ?	y n ?	y n ?	y n ?
	y n ?	y n ?	y n ?	y n ?	y n ?	y n ?	y n ?
	y n ?	y n ?	y n ?	y n ?	y n ?	y n ?	y n ?
	y n ?	y n ?	y n ?	y n ?	y n ?	y n ?	y n ?
	y n ?	y n ?	y n ?	y n ?	y n ?	y n ?	y n ?



## Observing animals

- **Walking** a single line through site
- **Stationary** at a single point
- **Area search:** multiple passes through site



## Phenophases to observe

Check animal profile page:

[http://www.usanpn.org/species\\_search](http://www.usanpn.org/species_search)

Which phenophases should I observe?



### Activity

#### ***Do you see...?***

##### **Active individuals**

One or more individuals are seen moving about or at rest.

*For abundance, enter the number of individual animals observed in this phenophase.*

##### **Feeding**

One or more individuals are seen feeding. If possible, record the name of the species or substance being eaten or describe it in the comments field.

*For abundance, enter the number of individual animals observed in this phenophase.*

##### **Fruit/seed consumption**

One or more individuals are seen eating the fleshy fruits, seeds, or cones of a plant. If possible, record the name of the plant or describe it in the comments field.

*For abundance, enter the number of individual animals observed in this phenophase.*

##### **Insect consumption**



## Which phenophases should I observe?



### Activity

#### ***Do you see...?***

##### **Active individuals**

One or more individuals are seen moving about or at rest.

*For abundance, enter the number of individual animals observed in this phenophase.*

##### **Feeding**

One or more individuals are seen feeding. If possible, record the name of the species or substance being eaten or describe it in the comments field.

*For abundance, enter the number of individual animals observed in this phenophase.*

##### **Fruit/seed consumption**

One or more individuals are seen eating the fleshy fruits, seeds, or cones of a plant. If possible, record the name of the plant or describe it in the comments field.

*For abundance, enter the number of individual animals observed in this phenophase.*

##### **Insect consumption**

# Songbirds



## Birds

# Animal Phenophase Datasheet

**Directions:** Fill in the date in the top row and circle the appropriate letter in the column below.

**y** (phenophase is occurring);

**n** (phenophase is not occurring);

**?** (not certain if the phenophase is occurring).

Do not circle anything if you did not check for the phenophase. In the adjacent blank, write in the appropriate measure of intensity or abundance for this phenophase (see left-hand column for details).

### Active Individuals

One or more individuals are seen moving about or at rest.

*For abundance, enter the number of individual animals observed in this phenophase.*

### Feeding

One or more individuals are seen feeding. If possible, record the name of the species or substance being eaten or describe it in the comments field.

*For abundance, enter the number of individual animals observed in this phenophase.*

### Fruit/seed consumption

One or more individuals are seen eating the fleshy fruits, seeds, or cones of a plant. If possible, record the name of the plant or describe it in the comments field.

*For abundance, enter the number of individual animals observed in this phenophase.*

### Insect consumption

One or more individuals are seen eating insects. If possible, record the name of the insect or describe it in the comments field.

*For abundance, enter the number of individual animals observed in this phenophase.*

### Calls or song

One or more individuals are heard calling or singing.

*For abundance, enter the number of individual animals observed in this phenophase.*

Do you see...?	Date:	Date:	Date:	Date:
Active individuals	y n ? _____	y n ? _____	y n ? _____	y n ? _____
Feeding	y n ? _____	y n ? _____	y n ? _____	y n ? _____
Fruit/seed consumption	y n ? _____	y n ? _____	y n ? _____	y n ? _____
Insect consumption	y n ? _____	y n ? _____	y n ? _____	y n ? _____
Calls or song	y n ? _____	y n ? _____	y n ? _____	y n ? _____

*For abundance, enter the number of individual animals observed in this phenophase.*

### Insect consumption

One or more individuals are seen eating insects. If possible, record the name of the insect or describe it in the comments field.  
*For abundance, enter the number of individual animals observed in this phenophase.*

### Calls or song

One or more individuals are heard calling or singing.  
*For abundance, enter the number of individual animals observed in this phenophase.*

### Singing males

One or more singing males are heard. Singing refers to stereotypical, simple or elaborate vocalizations used as a part of territorial proclamation or defense or mate attraction. It does not include relatively simple calls used or other forms of communication.  
*For abundance, enter the number of individual animals observed in this phenophase.*

### Mating

A male and female are seen coupled in a mating position, usually with the male on top of the female.  
*For abundance, enter the number of individual animals observed in this phenophase.*

### Nest building

One or more adults are seen constructing a nest or carrying nesting material.  
*For abundance, enter the number of individual animals observed in this phenophase.*

Do you see...?	Date:
Active individuals	y n ? _____
Feeding	y n ? _____
Fruit/seed consumption	y n ? _____
Insect consumption	y n ? _____
Calls or song	y n ? _____
Singing males	y n ? _____
Mating	y n ? _____
Nest building	y n ? _____
Dead individuals	y n ? _____
Individuals at a feeding station	y n ? _____
Check when data entered online:	<input type="checkbox"/>


Comments:

Do you see...?	Date:	Date:	Date:	Date:	Date:	Date:
Active individuals	y n ? ____	y n ? ____	y n ? ____	y n ? ____	y n ? ____	y n ? ____
Feeding	y n ? ____	y n ? ____	y n ? ____	y n ? ____	y n ? ____	y n ? ____
Fruit/seed consumption	y n ? ____	y n ? ____	y n ? ____	y n ? ____	y n ? ____	y n ? ____
Insect consumption	y n ? ____	y n ? ____	y n ? ____	y n ? ____	y n ? ____	y n ? ____
Calls or song	y n ? ____	y n ? ____	y n ? ____	y n ? ____	y n ? ____	y n ? ____
Singing males	y n ? ____	y n ? ____	y n ? ____	y n ? ____	y n ? ____	y n ? ____
Mating	y n ? ____	y n ? ____	y n ? ____	y n ? ____	y n ? ____	y n ? ____
Nest building	y n ? ____	y n ? ____	y n ? ____	y n ? ____	y n ? ____	y n ? ____
Dead individuals	y n ? ____	y n ? ____	y n ? ____	y n ? ____	y n ? ____	y n ? ____
Individuals at a feeding station	y n ? ____	y n ? ____	y n ? ____	y n ? ____	y n ? ____	y n ? ____
Check when data entered online:	<input type="checkbox"/>	<input type="checkbox"/>	<input type="checkbox"/>	<input type="checkbox"/>	<input type="checkbox"/>	<input type="checkbox"/>

**Comments:**


## What to look for and record

- **Yes (Y)** – if the phenophase *is* occurring
- **No (N)** – if the phenophase *is not* occurring
- **Uncertain (?)** – if you are *not certain* whether you saw or heard that species or that phenophase
- Do not record anything if you *did not check* for this phenophase




## What to look for and record

- **Yes (Y)** – if the phenophase *is* occurring
- **No (N)** – if the phenophase *is not* occurring
- **Uncertain (?)** – if you are *not certain* whether you saw or heard that species or that phenophase
- Do not record anything if you *did not check* for this phenophase




## What to look for and record

- **Yes (Y)** – if the phenophase *is* occurring
- ➔ **No (N)** – if the phenophase *is not* occurring
- **Uncertain (?)** – if you are *not certain* whether you saw or heard that species or that phenophase
- Do not record anything if you *did not check* for this phenophase



## What to look for and record


- **Yes (Y)** – if the phenophase *is* occurring
- **No (N)** – if the phenophase *is not* occurring
- ➔ **Uncertain (?)** – if you are *not certain* whether you saw or heard that species or that phenophase
- Do not record anything if you *did not check* for this phenophase






## What to look for and record

- **Yes (Y)** – if the phenophase *is* occurring
  - **No (N)** – if the phenophase *is not* occurring
  - **Uncertain (?)** – if you are *not certain* whether you saw or heard that species or that phenophase
- ➔ Do not record anything if you *did not check* for this phenophase



## What to look for and record

- **Yes (Y)** – if the phenophase *is* occurring
- **No (N)** – if the phenophase *is not* occurring
- **Uncertain (?)** – if you are *not certain* whether you saw or heard that species or that phenophase
- Do not record anything if you *did not check* for this phenophase



## Which phenophases should I observe?

### Activity

#### ***Do you see...?***

##### **Active individuals**

One or more individuals are seen moving about or at rest.

*For abundance, enter the number of individual animals observed in this phenophase.*

##### **Feeding**

One or more individuals are seen feeding. If possible, record the name of the species or substance being eaten or describe it in the comments field.

*For abundance, enter the number of individual animals observed in this phenophase.*

##### **Fruit/seed consumption**

One or more individuals are seen eating the fleshy fruits, seeds, or cones of a plant. If possible, record the name of the plant or describe it in the comments field.

*For abundance, enter the number of individual animals observed in this phenophase.*

##### **Insect consumption**

One or more individuals are seen eating insects. If possible, record the name of the insect or describe it in the comments field.

*For abundance, enter the number of individual animals observed in this phenophase.*

# A quick example: American robin

Which phenophases should I observe?



## Activity

### ***Do you see...?***

#### **Active individuals**

One or more individuals are seen moving about or at rest.

*For abundance, enter the number of individual animals observed in this phenophase.*

#### **Feeding**

One or more individuals are seen feeding. If possible, record the name of the species or substance being eaten or describe it in the comments field.

*For abundance, enter the number of individual animals observed in this phenophase.*

#### **Fruit/seed consumption**

One or more individuals are seen eating the fleshy fruits, seeds, or cones of a plant. If possible, record the name of the plant or describe it in the comments field.

*For abundance, enter the number of individual animals observed in this phenophase.*

#### **Insect consumption**

One or more individuals are seen eating insects. If possible, record the name of the insect or describe it in the comments field.

*For abundance, enter the number of individual animals observed in this phenophase.*

Reproduction

***Do you see...?***

**Mating**

A male and female are seen coupled in a mating position, usually with the male on top of the female.

*For abundance, enter the number of individual animals observed in this phenophase.*

**Nest building**

One or more adults are seen constructing a nest or carrying nesting material.

*For abundance, enter the number of individual animals observed in this phenophase.*

Development

***Do you see...?***

**Dead individuals**

One or more dead individuals are seen, including those found on roads.

*For abundance, enter the number of individual animals observed in this phenophase.*

Method

***Do you see...?***

**Individuals at a feeding station**

One or more individuals are seen visiting a feeder, feeding station, or food placed by a person.

*For abundance, enter the number of individual animals observed in this phenophase.*

# A quick example: American robin

Which phenophases should I observe?



## Activity

### ***Do you see...?***

#### **Active individuals**

One or more individuals are seen moving about or at rest.

*For abundance, enter the number of individual animals observed in this phenophase.*

#### **Feeding**

One or more individuals are seen feeding. If possible, record the name of the species or substance being eaten or describe it in the comments field.

*For abundance, enter the number of individual animals observed in this phenophase.*

#### **Fruit/seed consumption**

One or more individuals are seen eating the fleshy fruits, seeds, or cones of a plant. If possible, record the name of the plant or describe it in the comments field.

*For abundance, enter the number of individual animals observed in this phenophase.*

#### **Insect consumption**

One or more individuals are seen eating insects. If possible, record the name of the insect or describe it in the comments field.

*For abundance, enter the number of individual animals observed in this phenophase.*

# A quick example: American robin

Which phenophases should I observe?



Activity

***Do you see...?***

**Active individuals**

One or more individuals are seen moving about or at rest.

***Do you see...?***

**Active individuals**

One or more individuals are seen moving about or at rest.

**Fruit/seed consumption**

One or more individuals are seen eating the fleshy fruits, seeds, or cones of a plant. If possible, record the name of the plant or describe it in the comments field.

*For abundance, enter the number of individual animals observed in this phenophase.*

**Insect consumption**

One or more individuals are seen eating insects. If possible, record the name of the insect or describe it in the comments field.

*For abundance, enter the number of individual animals observed in this phenophase.*

Do you see...?	Date: 3/1/11	Date:	Date:	Date:	Date:	Date:
Active individuals	y n ? 2	y n ? _____	y n ? _____	y n ? _____	y n ? _____	y n ? _____
Feeding	y n ? _____	y n ? _____	y n ? _____	y n ? _____	y n ? _____	y n ? _____
Fruit/seed consumption	y n ? _____	y n ? _____	y n ? _____	y n ? _____	y n ? _____	y n ? _____
Insect consumption	y n ? _____	y n ? _____	y n ? _____	y n ? _____	y n ? _____	y n ? _____
Calls or song	y n ? _____	y n ? _____	y n ? _____	y n ? _____	y n ? _____	y n ? _____
Singing males	y n ? _____	y n ? _____	y n ? _____	y n ? _____	y n ? _____	y n ? _____
Mating	y n ? _____	y n ? _____	y n ? _____	y n ? _____	y n ? _____	y n ? _____
Nest building	y n ? _____	y n ? _____	y n ? _____	y n ? _____	y n ? _____	y n ? _____
Dead individuals	y n ? _____	y n ? _____	y n ? _____	y n ? _____	y n ? _____	y n ? _____
Individuals at a feeding station	y n ? _____	y n ? _____	y n ? _____	y n ? _____	y n ? _____	y n ? _____
Check when data entered online:	<input type="checkbox"/>	<input type="checkbox"/>	<input type="checkbox"/>	<input type="checkbox"/>	<input type="checkbox"/>	<input type="checkbox"/>
<b>Comments:</b>						



# A quick example: American robin

Which phenophases should I observe?



## Activity

### ***Do you see...?***

#### **Active individuals**

One or more individuals are seen moving about or at rest.

*For abundance, enter the number of individual animals observed in this phenophase.*

#### **Feeding**

One or more individuals are seen feeding. If possible, record the name of the species or substance being eaten or describe it in the comments field.

*For abundance, enter the number of individual animals observed in this phenophase.*

#### **Fruit/seed consumption**

One or more individuals are seen eating the fleshy fruits, seeds, or cones of a plant. If possible, record the name of the plant or describe it in the comments field.

*For abundance, enter the number of individual animals observed in this phenophase.*

#### **Insect consumption**

One or more individuals are seen eating insects. If possible, record the name of the insect or describe it in the comments field.

*For abundance, enter the number of individual animals observed in this phenophase.*

# A quick example: American robin

Which phenophases should I observe?



Activity

***Do you see...?***

***Active individuals***

***Do you hear...?***

**Calls or song**

One or more individuals are heard calling or singing.

*For abundance, enter the number of individual animals observed in this phenophase.*

**Singing males**

One or more singing males are heard. Singing refers to stereotypical, simple or elaborate vocalizations used as part of a territorial proclamation or defense or mate attraction. It does not include relatively simple calls used for other forms of communication.

*For abundance, enter the number of individual animals observed in this phenophase.*

One or more individuals are seen eating insects. If possible, record the name of the insect or describe it in the comments field.

*For abundance, enter the number of individual animals observed in this phenophase.*

Do you see...?	Date: 3/1/11	Date:	Date:	Date:	Date:	Date:
Active individuals	y n ? <u>2</u>	y n ? _____	y n ? _____	y n ? _____	y n ? _____	y n ? _____
Feeding	y n ? _____	y n ? _____	y n ? _____	y n ? _____	y n ? _____	y n ? _____
Fruit/seed consumption	y n ? _____	y n ? _____	y n ? _____	y n ? _____	y n ? _____	y n ? _____
Insect consumption	y n ? _____	y n ? _____	y n ? _____	y n ? _____	y n ? _____	y n ? _____
Calls or song	y n ? <u>1</u>	y n ? _____	y n ? _____	y n ? _____	y n ? _____	y n ? _____
Singing males	y n ? <u>1</u>	y n ? _____	y n ? _____	y n ? _____	y n ? _____	y n ? _____
Mating	y n ? _____	y n ? _____	y n ? _____	y n ? _____	y n ? _____	y n ? _____
Nest building	y n ? _____	y n ? _____	y n ? _____	y n ? _____	y n ? _____	y n ? _____
Dead individuals	y n ? _____	y n ? _____	y n ? _____	y n ? _____	y n ? _____	y n ? _____
Individuals at a feeding station	y n ? _____	y n ? _____	y n ? _____	y n ? _____	y n ? _____	y n ? _____
Check when data entered online:	<input type="checkbox"/>	<input type="checkbox"/>	<input type="checkbox"/>	<input type="checkbox"/>	<input type="checkbox"/>	<input type="checkbox"/>
<b>Comments:</b>						

# A quick example: American robin

Which phenophases should I observe?



## Activity

### ***Do you see...?***

#### **Active individuals**

One or more individuals are seen moving about or at rest.

*For abundance, enter the number of individual animals observed in this phenophase.*

#### **Feeding**

One or more individuals are seen feeding. If possible, record the name of the species or substance being eaten or describe it in the comments field.

*For abundance, enter the number of individual animals observed in this phenophase.*

#### **Fruit/seed consumption**

One or more individuals are seen eating the fleshy fruits, seeds, or cones of a plant. If possible, record the name of the plant or describe it in the comments field.

*For abundance, enter the number of individual animals observed in this phenophase.*

#### **Insect consumption**

One or more individuals are seen eating insects. If possible, record the name of the insect or describe it in the comments field.

*For abundance, enter the number of individual animals observed in this phenophase.*

Do you see...?	Date: 3/1/11	Date:	Date:	Date:	Date:	Date:
Active individuals	y n ? <u>2</u>	y n ? _____	y n ? _____	y n ? _____	y n ? _____	y n ? _____
Feeding	y n ? _____	y n ? _____	y n ? _____	y n ? _____	y n ? _____	y n ? _____
Fruit/seed consumption	y n ? _____	y n ? _____	y n ? _____	y n ? _____	y n ? _____	y n ? _____
Insect consumption	y n ? _____	y n ? _____	y n ? _____	y n ? _____	y n ? _____	y n ? _____
Calls or song	y n ? <u>1</u>	y n ? _____	y n ? _____	y n ? _____	y n ? _____	y n ? _____
Singing males	y n ? _____	y n ? _____	y n ? _____	y n ? _____	y n ? _____	y n ? _____
Mating	y n ? _____	y n ? _____	y n ? _____	y n ? _____	y n ? _____	y n ? _____
Nest building	y n ? _____	y n ? _____	y n ? _____	y n ? _____	y n ? _____	y n ? _____
Dead individuals	y n ? _____	y n ? _____	y n ? _____	y n ? _____	y n ? _____	y n ? _____
Individuals at a feeding station	y n ? _____	y n ? _____	y n ? _____	y n ? _____	y n ? _____	y n ? _____
Check when data entered online:	<input type="checkbox"/>	<input type="checkbox"/>	<input type="checkbox"/>	<input type="checkbox"/>	<input type="checkbox"/>	<input type="checkbox"/>
<b>Comments:</b>						





Observe Plants & Animals

Rescue Historical Data

Share Existing Data

Join Email List

Partner your Organization

Learn About Other Efforts



## Making observations

### How do I print and use the datasheet packet?

Whenever you click "Create Datasheet (PDF)" or "Create All Datasheets (PDF)" from your [Nature's Notebook Home](#) page, a pdf file with a datasheet packet will be downloaded (or you will be prompted to download it) on your computer. You can then print all or a selection of the datasheets to use for recording your observations in the field. To start out with, we recommend you choose "Create All Datasheets (PDF)" and print the entire packet for your site. The packet includes a Cover Sheet, an Animal Checklist (if you have added animals to your checklist), a Plant Phenophase Datasheet for each individual plant you are observing, and an Animal Phenophase Datasheet for each species of animal you are observing. The purpose of the Cover Sheet is to report information to describe each day you visit the site. The Animal Checklist (if you are observing animals) provides a quick summary of the animal species seen or heard at your site on each date. The subsequent individual plant and animal Phenophase Datasheets are for tracking your phenophase observations for each animal species or each individual plant.

- On the **Cover Sheet**, please record the amount of time you contribute to this project each day in travel to your site and in making observations. Also please record the time you spent specifically looking for animals that day (if you are observing animals), and the method you used to search for them (see instructions on the Cover Sheet). If there is snow at your site, please report whether it is visible on the ground and/or in the canopy (treetops), and estimate the percent of ground it covers. (See also [How should I answer the various 'Time spent' questions?](#))
- On the **Animal Checklist**, please list the species of animals you are looking for at the site, and for each day you visit your site, check the box if you saw or heard that species or if you were unsure whether you saw or heard that species. If you did not see or hear the species, do not check the box.
- On each of the **Plant and Animal Phenophase Datasheets**, please fill out a column for each visit and indicate whether or not you saw or heard each of the phenophases. For Animal Phenophase Datasheets, you do not need to fill out a column for dates that you **did not** see or hear that species, and thus **did not** check the box on the Animal Checklist.

As you fill up and need new datasheets for each plant and animal, you can generate them individually by selecting the plant or animal in the "My Plants & Animals" window in your [Nature's Notebook Home](#) page and clicking on "Create Datasheet (PDF)" under the "Details for this Organism" window. A new Cover Sheet or Animal Checklist is generated each time, but you may not need to print extras of those if you have already printed them for a previous plant or animal. You can also click these links to download a new [Cover Sheet](#) or [Animal Checklist](#).

**Animal Checklist**











Do you see/hear...?	Date:	Date:	Date:	Date:	Date:
Robin	y n ?	y n ?	y n ?	y n ?	y n ?
Goldfinch	y n ?	y n ?	y n ?	y n ?	y n ?
Black-capped chickadee	y n ?	y n ?	y n ?	y n ?	y n ?
Gopher snake	y n ?	y n ?	y n ?	y n ?	y n ?
	y n ?	y n ?	y n ?	y n ?	y n ?
	y n ?	y n ?	y n ?	y n ?	y n ?
	y n ?	y n ?	y n ?	y n ?	y n ?
	y n ?	y n ?	y n ?	y n ?	y n ?
	y n ?	y n ?	y n ?	y n ?	y n ?
	y n ?	y n ?	y n ?	y n ?	y n ?
	y n ?	y n ?	y n ?	y n ?	y n ?
	y n ?	y n ?	y n ?	y n ?	y n ?
	y n ?	y n ?	y n ?	y n ?	y n ?

Do you see/hear...?	Date: 4/8/10	Date:	Date:	Date:	Date:
Robin	y n ?	y n ?	y n ?	y n ?	y n ?
Goldfinch	y n ?	y n ?	y n ?	y n ?	y n ?
Black-capped chickadee	y n ?	y n ?	y n ?	y n ?	y n ?
Gopher snake	y n ?	y n ?	y n ?	y n ?	y n ?
	y n ?	y n ?	y n ?	y n ?	y n ?
	y n ?	y n ?	y n ?	y n ?	y n ?
	y n ?	y n ?	y n ?	y n ?	y n ?
	y n ?	y n ?	y n ?	y n ?	y n ?
	y n ?	y n ?	y n ?	y n ?	y n ?
	y n ?	y n ?	y n ?	y n ?	y n ?
	y n ?	y n ?	y n ?	y n ?	y n ?
	y n ?	y n ?	y n ?	y n ?	y n ?
	y n ?	y n ?	y n ?	y n ?	y n ?



## Cover Sheet

### Directions:

On this Cover Sheet, please report information to describe each day you visit the site. On the Animal Checklist, please list the species of animals you are looking for at the site and record whether or not you saw or heard that species on each visit. On the Plant and Animal Phenophase Datasheets, please record the phenophases you observed on each visit for your individual plants and your animal species.

Below, please fill in the date of your site visit in the first row. Then, estimate your contribution of time to the project for that date, separating the time it took you to travel to the site and the time you spent making observations on plants and animals once you arrived at the site. If you are observing animals, report the time you specifically spent searching for animals and circle the appropriate letter for your observation method:

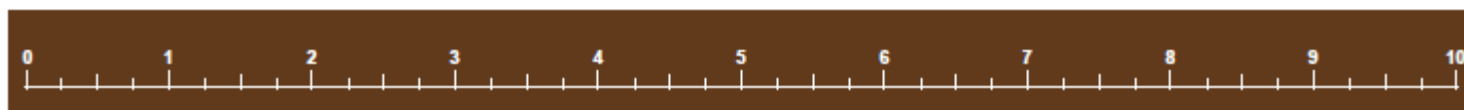
- w – walking: a single pass or transect through your site
- s – stationary: standing or sitting at a single point
- a – area search: multiple passes through your site

If there is snow on the ground or in the canopy (treetops), please make a note of it in the third section and estimate the percent of the ground at your site that the snow is covering. After each visit, please enter the information from these datasheets online.



Site: \_\_\_\_\_  
Year: \_\_\_\_\_  
Observer: \_\_\_\_\_

	Date:	Date:	Date:	Date:	Date:	Date:	Date:	Date:	Date:	Date:	Date:	Date:	Date:	Date:	Date:
<b>Report your contribution of time</b>															
Time spent observing	hr min	hr min	hr min	hr min	hr min	hr min	hr min	hr min	hr min	hr min	hr min	hr min	hr min	hr min	hr min
Time spent in travel	hr min	hr min	hr min	hr min	hr min	hr min	hr min	hr min	hr min	hr min	hr min	hr min	hr min	hr min	hr min
<b>Report your animal observation methods</b>															
Time spent looking for animals	hr min	hr min	hr min	hr min	hr min	hr min	hr min	hr min	hr min	hr min	hr min	hr min	hr min	hr min	hr min
Animal survey method	w s a	w s a	w s a	w s a	w s a	w s a	w s a	w s a	w s a	w s a	w s a	w s a	w s a	w s a	w s a
<b>Report on snow</b>															
Is there snow on the ground?	y n ?	y n ?	y n ?	y n ?	y n ?	y n ?	y n ?	y n ?	y n ?	y n ?	y n ?	y n ?	y n ?	y n ?	y n ?
% of ground covered															
Is there snow in the canopy?	y n ?	y n ?	y n ?	y n ?	y n ?	y n ?	y n ?	y n ?	y n ?	y n ?	y n ?	y n ?	y n ?	y n ?	y n ?
Check when data entered online:	<input type="checkbox"/>	<input type="checkbox"/>	<input type="checkbox"/>	<input type="checkbox"/>	<input type="checkbox"/>	<input type="checkbox"/>	<input type="checkbox"/>	<input type="checkbox"/>	<input type="checkbox"/>	<input type="checkbox"/>	<input type="checkbox"/>	<input type="checkbox"/>	<input type="checkbox"/>	<input type="checkbox"/>	<input type="checkbox"/>
Comments:															





Observe Plants & Animals

Rescue Historical Data

Share Existing Data

Join Email List

Partner your Organization

Learn About Other Efforts



## Making observations

### How do I print and use the datasheet packet?

Whenever you click "Create Datasheet (PDF)" or "Create All Datasheets (PDF)" from your [Nature's Notebook Home](#) page, a pdf file with a datasheet packet will be downloaded (or you will be prompted to download it) on your computer. You can then print all or a selection of the datasheets to use for recording your observations in the field. To start out with, we recommend you choose "Create All Datasheets (PDF)" and print the entire packet for your site. The packet includes a Cover Sheet, an Animal Checklist (if you have added animals to your checklist), a Plant Phenophase Datasheet for each individual plant you are observing, and an Animal Phenophase Datasheet for each species of animal you are observing. The purpose of the Cover Sheet is to report information to describe each day you visit the site. The Animal Checklist (if you are observing animals) provides a quick summary of the animal species seen or heard at your site on each date. The subsequent individual plant and animal Phenophase Datasheets are for tracking your phenophase observations for each animal species or each individual plant.

- On the **Cover Sheet**, please record the amount of time you contribute to this project each day in travel to your site and in making observations. Also please record the time you spent specifically looking for animals that day (if you are observing animals), and the method you used to search for them (see instructions on the Cover Sheet). If there is snow at your site, please report whether it is visible on the ground and/or in the canopy (treetops), and estimate the percent of ground it covers. (See also [How should I answer the various 'Time spent' questions?](#))
- On the **Animal Checklist**, please list the species of animals you are looking for at the site, and for each day you visit your site, check the box if you saw or heard that species or if you were unsure whether you saw or heard that species. If you did not see or hear the species, do not check the box.
- On each of the **Plant and Animal Phenophase Datasheets**, please fill out a column for each visit and indicate whether or not you saw or heard each of the phenophases. For Animal Phenophase Datasheets, you do not need to fill out a column for dates that you **did not** see or hear that species, and thus **did not** check the box on the Animal Checklist.

As you fill up and need new datasheets for each plant and animal, you can generate them individually by selecting the plant or animal in the "My Plants & Animals" window in your [Nature's Notebook Home](#) page and clicking on "Create Datasheet (PDF)" under the "Details for this Organism" window. A new datasheet is generated each time, but you may not need to print extras of those if you have already printed a previous plant or animal. You can also click these links to download a

Cover Sheet



# Cover Sheet

## Cover Sheet

**Directions:**

On this Cover Sheet, please report information to describe each day you visit the site. On the Animal Checklist, please list the species of animals you are looking for at the site and record whether or not you saw or heard that species on each visit. On the Plant and Animal Phenophase Datasheets, please record the phenophases you observed on each visit for your individual plants and your animal species.

Below, please fill in the date of your site visit in the first row. Then, estimate your contribution of time to the project for that date, separating the time it took you to travel to the site and the time you spent making observations on plants and animals once you arrived at the site. If you are observing animals, report the time you specifically spent searching for animals and circle the appropriate letter for your observation method:

- w – walking: a single pass or transect through your site
- s – stationary: standing or sitting at a single point
- a – area search: multiple passes through your site

If there is snow on the ground or in the canopy (treetops), please make a note of it in the third section and estimate the percent of the ground at your site that the snow is covering. After each visit, please enter the information from these datasheets online.



Site: \_\_\_\_\_  
Year: \_\_\_\_\_  
Observer: \_\_\_\_\_

	Date:	Date:	Date:	Date:	Date:	Date:	Date:	Date:	Date:	Date:	Date:	Date:	Date:	Date:	Date:
<b>Report your contribution of time</b>															
Time spent observing	hr min	hr min	hr min	hr min	hr min	hr min	hr min	hr min	hr min	hr min	hr min	hr min	hr min	hr min	hr min
Time spent in travel	hr min	hr min	hr min	hr min	hr min	hr min	hr min	hr min	hr min	hr min	hr min	hr min	hr min	hr min	hr min
<b>Report your animal observation methods</b>															
Time spent looking for animals	hr min	hr min	hr min	hr min	hr min	hr min	hr min	hr min	hr min	hr min	hr min	hr min	hr min	hr min	hr min
Animal survey method	w s a	w s a	w s a	w s a	w s a	w s a	w s a	w s a	w s a	w s a	w s a	w s a	w s a	w s a	w s a
<b>Report on snow</b>															
Is there snow on the ground?	y n ?	y n ?	y n ?	y n ?	y n ?	y n ?	y n ?	y n ?	y n ?	y n ?	y n ?	y n ?	y n ?	y n ?	y n ?
% of ground covered															
Is there snow in the canopy?	y n ?	y n ?	y n ?	y n ?	y n ?	y n ?	y n ?	y n ?	y n ?	y n ?	y n ?	y n ?	y n ?	y n ?	y n ?
Check when data entered online:	<input type="checkbox"/>	<input type="checkbox"/>	<input type="checkbox"/>	<input type="checkbox"/>	<input type="checkbox"/>	<input type="checkbox"/>	<input type="checkbox"/>	<input type="checkbox"/>	<input type="checkbox"/>	<input type="checkbox"/>	<input type="checkbox"/>	<input type="checkbox"/>	<input type="checkbox"/>	<input type="checkbox"/>	<input type="checkbox"/>
<b>Comments:</b>															



## Cover Sheet

### Directions:

On this Cover Sheet, please report information to describe each day you visit the site. On the Animal Checklist, please list the species of animals you are looking for at the site and record whether or not you saw or heard that species on each visit. On the Plant and Animal Phenophase Datasheets, please record the phenophases you observed on each visit for your individual plants and your animal species.

Below, please fill in the date of your site visit in the first row. Then, estimate your contribution of time to the project for that date, separating the time it took you to travel to the site and the time you spent making observations on plants and animals once you arrived at the site. If you are observing animals, report the time you specifically spent searching for animals and circle the appropriate letter for your observation method:

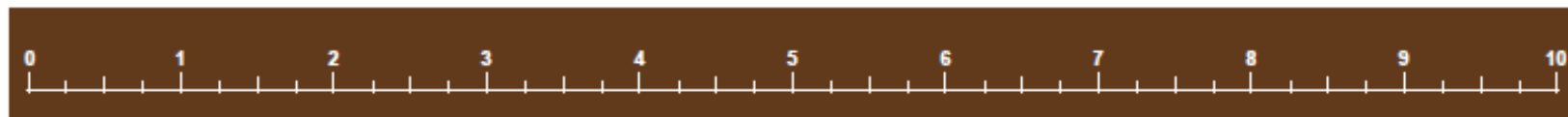
- w – walking: a single pass or transect through your site
- s – stationary: standing or sitting at a single point
- a – area search: multiple passes through your site

If there is snow on the ground or in the canopy (treetops), please make a note of it in the third section and estimate the percent of the ground at your site that the snow is covering. After each visit, please enter the information from these datasheets online.



Site: \_\_\_\_\_  
Year: \_\_\_\_\_  
Observer: \_\_\_\_\_

	Date:	Date:	Date:	Date:	Date:	Date:	Date:	Date:	Date:	Date:	Date:	Date:	Date:	Date:	Date:
<b>Report your contribution of time</b>															
Time spent observing	hr min	hr min	hr min	hr min	hr min	hr min	hr min	hr min	hr min	hr min	hr min	hr min	hr min	hr min	hr min
Time spent in travel	hr min	hr min	hr min	hr min	hr min	hr min	hr min	hr min	hr min	hr min	hr min	hr min	hr min	hr min	hr min
<b>Report your animal observation methods</b>															
Time spent looking for animals	hr min	hr min	hr min	hr min	hr min	hr min	hr min	hr min	hr min	hr min	hr min	hr min	hr min	hr min	hr min
Animal survey method	w s a	w s a	w s a	w s a	w s a	w s a	w s a	w s a	w s a	w s a	w s a	w s a	w s a	w s a	w s a
<b>Report on snow</b>															
Is there snow on the ground?	y n ?	y n ?	y n ?	y n ?	y n ?	y n ?	y n ?	y n ?	y n ?	y n ?	y n ?	y n ?	y n ?	y n ?	y n ?
% of ground covered															
Is there snow in the canopy?	y n ?	y n ?	y n ?	y n ?	y n ?	y n ?	y n ?	y n ?	y n ?	y n ?	y n ?	y n ?	y n ?	y n ?	y n ?
Check when data entered online:	<input type="checkbox"/>	<input type="checkbox"/>	<input type="checkbox"/>	<input type="checkbox"/>	<input type="checkbox"/>	<input type="checkbox"/>	<input type="checkbox"/>	<input type="checkbox"/>	<input type="checkbox"/>	<input type="checkbox"/>	<input type="checkbox"/>	<input type="checkbox"/>	<input type="checkbox"/>	<input type="checkbox"/>	<input type="checkbox"/>
Comments:															





## Cover Sheet

### Directions:

On this Cover Sheet, please report information to describe each day you visit the site. On the Animal Checklist, please list the species of animals you are looking for at the site and record whether or not you saw or heard that species on each visit. On the Plant and Animal Phenophase Datasheets, please record the phenophases you observed on each visit for your individual plants and your animal species.

Below, please fill in the date of your site visit in the first row. Then, estimate your contribution of time to the project for that date, separating the time it took you to travel to the site and the time you spent making observations on plants and animals once you arrived at the site. If you are observing animals, report the time you specifically spent searching for animals and circle the appropriate letter for your observation method:

- w – walking: a single pass or transect through your site
- s – stationary: standing or sitting at a single point
- a – area search: multiple passes through your site

If there is snow on the ground or in the canopy (treetops), please make a note of it in the third section and estimate the percent of the ground at your site that the snow is covering. After each visit, please enter the information from these datasheets online.

Site: \_\_\_\_\_  
Year: \_\_\_\_\_  
Observer: \_\_\_\_\_

	Date:	Date:	Date:	Date:	Date:	Date:	Date:	Date:	Date:	Date:	Date:	Date:	Date:	Date:	Date:
<b>Report your contribution of time</b>															
Time spent observing	hr min	hr min	hr min	hr min	hr min	hr min	hr min	hr min	hr min	hr min	hr min	hr min	hr min	hr min	hr min
Time spent in travel	hr min	hr min	hr min	hr min	hr min	hr min	hr min	hr min	hr min	hr min	hr min	hr min	hr min	hr min	hr min
<b>Report your animal observation methods</b>															
Time spent looking for animals	hr min	hr min	hr min	hr min	hr min	hr min	hr min	hr min	hr min	hr min	hr min	hr min	hr min	hr min	hr min
Animal survey method	w s a	w s a	w s a	w s a	w s a	w s a	w s a	w s a	w s a	w s a	w s a	w s a	w s a	w s a	w s a
<b>Report on snow</b>															
Is there snow on the ground?	y n ?	y n ?	y n ?	y n ?	y n ?	y n ?	y n ?	y n ?	y n ?	y n ?	y n ?	y n ?	y n ?	y n ?	y n ?
% of ground covered															
Is there snow in the canopy?	y n ?	y n ?	y n ?	y n ?	y n ?	y n ?	y n ?	y n ?	y n ?	y n ?	y n ?	y n ?	y n ?	y n ?	y n ?
Check when data entered online:	<input type="checkbox"/>	<input type="checkbox"/>	<input type="checkbox"/>	<input type="checkbox"/>	<input type="checkbox"/>	<input type="checkbox"/>	<input type="checkbox"/>	<input type="checkbox"/>	<input type="checkbox"/>	<input type="checkbox"/>	<input type="checkbox"/>	<input type="checkbox"/>	<input type="checkbox"/>	<input type="checkbox"/>	<input type="checkbox"/>
Comments:															





## Cover Sheet

### Directions:

On this Cover Sheet, please report information to describe each day you visit the site. On the Animal Checklist, please list the species of animals you are looking for at the site and record whether or not you saw or heard that species on each visit. On the Plant and Animal Phenophase Datasheets, please record the phenophases you observed on each visit for your individual plants and your animal species.

Below, please fill in the date of your site visit in the first row. Then, estimate your contribution of time to the project for that date, separating the time it took you to travel to the site and the time you spent making observations on plants and animals once you arrived at the site. If you are observing animals, report the time you specifically spent searching for animals and circle the appropriate letter for your observation method:

- w – walking: a single pass or transect through your site
- s – stationary: standing or sitting at a single point
- a – area search: multiple passes through your site

If there is snow on the ground or in the canopy (treetops), please make a note of it in the third section and estimate the percent of the ground at your site that the snow is covering. After each visit, please enter the information from these datasheets online.


Site: \_\_\_\_\_

Year: \_\_\_\_\_

Observer: \_\_\_\_\_

	Date:	Date:	Date:	Date:	Date:	Date:	Date:	Date:	Date:	Date:	Date:	Date:	Date:	Date:	Date:
<b>Report your contribution of time</b>															
Time spent observing	hr min	hr min	hr min	hr min	hr min	hr min	hr min	hr min	hr min	hr min	hr min	hr min	hr min	hr min	hr min
Time spent in travel	hr min	hr min	hr min	hr min	hr min	hr min	hr min	hr min	hr min	hr min	hr min	hr min	hr min	hr min	hr min
<b>Report your animal observation methods</b>															
Time spent looking for animals	hr min	hr min	hr min	hr min	hr min	hr min	hr min	hr min	hr min	hr min	hr min	hr min	hr min	hr min	hr min
Animal survey method	w s a	w s a	w s a	w s a	w s a	w s a	w s a	w s a	w s a	w s a	w s a	w s a	w s a	w s a	w s a
<b>Report on snow</b>															
Is there snow on the ground?	y n ?	y n ?	y n ?	y n ?	y n ?	y n ?	y n ?	y n ?	y n ?	y n ?	y n ?	y n ?	y n ?	y n ?	y n ?
% of ground covered															
Is there snow in the canopy?	y n ?	y n ?	y n ?	y n ?	y n ?	y n ?	y n ?	y n ?	y n ?	y n ?	y n ?	y n ?	y n ?	y n ?	y n ?
Check when data entered online:	<input type="checkbox"/>	<input type="checkbox"/>	<input type="checkbox"/>	<input type="checkbox"/>	<input type="checkbox"/>	<input type="checkbox"/>	<input type="checkbox"/>	<input type="checkbox"/>	<input type="checkbox"/>	<input type="checkbox"/>	<input type="checkbox"/>	<input type="checkbox"/>	<input type="checkbox"/>	<input type="checkbox"/>	<input type="checkbox"/>
Comments:															



	Date:	Date:	Date:	Date:	Date:	Date:	Date:	Date:	Date:	Date:
<b>Report your contribution of time</b>										
Time spent observing	hr min	hr min	hr min	hr min	hr min	hr min	hr min	hr min	hr min	hr min
Time spent in travel	hr min	hr min	hr min	hr min	hr min	hr min	hr min	hr min	hr min	hr min
<b>Report your animal observation methods</b>										
Time spent looking for animals	hr min	hr min	hr min	hr min	hr min	hr min	hr min	hr min	hr min	hr min
Animal survey method	w s a	w s a	w s a	w s a	w s a	w s a	w s a	w s a	w s a	w s a
<b>Report on snow</b>										
Is there snow on the ground?	y n ?	y n ?	y n ?	y n ?	y n ?	y n ?	y n ?	y n ?	y n ?	y n ?
% of ground covered										
Is there snow in the canopy?	y n ?	y n ?	y n ?	y n ?	y n ?	y n ?	y n ?	y n ?	y n ?	y n ?
Check where data entered online:	<input type="checkbox"/>	<input type="checkbox"/>	<input type="checkbox"/>	<input type="checkbox"/>	<input type="checkbox"/>	<input type="checkbox"/>	<input type="checkbox"/>	<input type="checkbox"/>	<input type="checkbox"/>	<input type="checkbox"/>
<b>Comments:</b>										





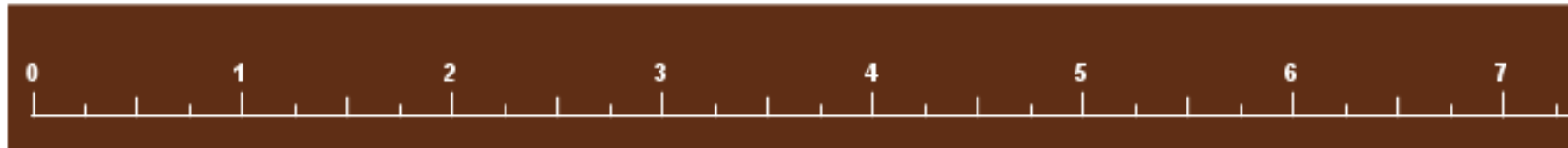
	Date:	Date:	Date:	Date:	Date:	Date:	Date:	Date:	Date:	Date:
<b>Report your contribution of time</b>										
Time spent observing	hr min	hr min	hr min	hr min	hr min	hr min	hr min	hr min	hr min	hr min
Time spent in travel	hr min	hr min	hr min	hr min	hr min	hr min	hr min	hr min	hr min	hr min
<b>Report your animal observation methods</b>										
Time spent looking for animals	hr min	hr min	hr min	hr min	hr min	hr min	hr min	hr min	hr min	hr min
Animal survey method	w s a	w s a	w s a	w s a	w s a	w s a	w s a	w s a	w s a	w s a
<b>Report on snow</b>										
Is there snow on the ground?	y n ?	y n ?	y n ?	y n ?	y n ?	y n ?	y n ?	y n ?	y n ?	y n ?
% of ground covered										
Is there snow in the canopy?	y n ?	y n ?	y n ?	y n ?	y n ?	y n ?	y n ?	y n ?	y n ?	y n ?
Check where data entered online:	<input type="checkbox"/>	<input type="checkbox"/>	<input type="checkbox"/>	<input type="checkbox"/>	<input type="checkbox"/>	<input type="checkbox"/>	<input type="checkbox"/>	<input type="checkbox"/>	<input type="checkbox"/>	<input type="checkbox"/>
<b>Comments:</b>										



	Date:	Date:	Date:	Date:	Date:	Date:	Date:	Date:	Date:	Date:
<b>Report your contribution of time</b>										
Time spent observing	hr min	hr min	hr min	hr min	hr min	hr min	hr min	hr min	hr min	hr min
Time spent in travel	hr min	hr min	hr min	hr min	hr min	hr min	hr min	hr min	hr min	hr min
<b>Report your animal observation methods</b>										
Time spent looking for animals	hr min	hr min	hr min	hr min	hr min	hr min	hr min	hr min	hr min	hr min
Animal survey method	w s a	w s a	w s a	w s a	w s a	w s a	w s a	w s a	w s a	w s a
<b>Report on snow</b>										
Is there snow on the ground?	y n ?	y n ?	y n ?	y n ?	y n ?	y n ?	y n ?	y n ?	y n ?	y n ?
% of ground covered										
Is there snow in the canopy?	y n ?	y n ?	y n ?	y n ?	y n ?	y n ?	y n ?	y n ?	y n ?	y n ?
Check where data entered online:	<input type="checkbox"/>	<input type="checkbox"/>	<input type="checkbox"/>	<input type="checkbox"/>	<input type="checkbox"/>	<input type="checkbox"/>	<input type="checkbox"/>	<input type="checkbox"/>	<input type="checkbox"/>	<input type="checkbox"/>
<b>Comments:</b>										



	Date:	Date:	Date:	Date:	Date:	Date:	Date:	Date:	Date:	Date:
<b>Report your contribution of time</b>										
Time spent observing	hr min	hr min	hr min	hr min	hr min	hr min	hr min	hr min	hr min	hr min
Time spent in travel	hr min	hr min	hr min	hr min	hr min	hr min	hr min	hr min	hr min	hr min
<b>Report your animal observation methods</b>										
Time spent looking for animals	hr min	hr min	hr min	hr min	hr min	hr min	hr min	hr min	hr min	hr min
Animal survey method	w s a	w s a	w s a	w s a	w s a	w s a	w s a	w s a	w s a	w s a
<b>Report on snow</b>										
Is there snow on the ground?	y n ?	y n ?	y n ?	y n ?	y n ?	y n ?	y n ?	y n ?	y n ?	y n ?
% of ground covered										
Is there snow in the canopy?	y n ?	y n ?	y n ?	y n ?	y n ?	y n ?	y n ?	y n ?	y n ?	y n ?
Check where data entered online:	<input type="checkbox"/>	<input type="checkbox"/>	<input type="checkbox"/>	<input type="checkbox"/>	<input type="checkbox"/>	<input type="checkbox"/>	<input type="checkbox"/>	<input type="checkbox"/>	<input type="checkbox"/>	<input type="checkbox"/>
<b>Comments:</b>										

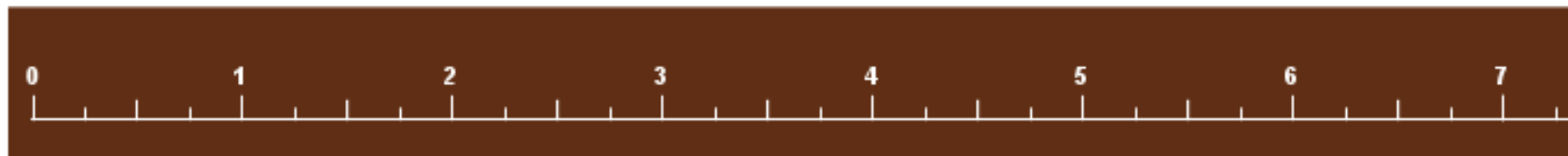




	Date:	Date:	Date:	Date:	Date:	Date:	Date:	Date:	Date:	Date:
<b>Report your contribution of time</b>										
Time spent observing	hr min	hr min	hr min	hr min	hr min	hr min	hr min	hr min	hr min	hr min
Time spent in travel	hr min	hr min	hr min	hr min	hr min	hr min	hr min	hr min	hr min	hr min
<b>Report your animal observation methods</b>										
Time spent looking for animals	hr min	hr min	hr min	hr min	hr min	hr min	hr min	hr min	hr min	hr min
Animal survey method	w s a	w s a	w s a	w s a	w s a	w s a	w s a	w s a	w s a	w s a
<b>Report on snow</b>										
Is there snow on the ground?	y n ?	y n ?	y n ?	y n ?	y n ?	y n ?	y n ?	y n ?	y n ?	y n ?
% of ground covered										
Is there snow in the canopy?	y n ?	y n ?	y n ?	y n ?	y n ?	y n ?	y n ?	y n ?	y n ?	y n ?
Check when data entered online:	<input type="checkbox"/>	<input type="checkbox"/>	<input type="checkbox"/>	<input type="checkbox"/>	<input type="checkbox"/>	<input type="checkbox"/>	<input type="checkbox"/>	<input type="checkbox"/>	<input type="checkbox"/>	<input type="checkbox"/>
<b>Comments:</b>										



	Date:	Date:	Date:	Date:	Date:	Date:	Date:	Date:	Date:	Date:
<b>Report your contribution of time</b>										
Time spent observing	hr min	hr min	hr min	hr min	hr min	hr min	hr min	hr min	hr min	hr min
Time spent in travel	hr min	hr min	hr min	hr min	hr min	hr min	hr min	hr min	hr min	hr min
<b>Report your animal observation methods</b>										
Time spent looking for animals	hr min	hr min	hr min	hr min	hr min	hr min	hr min	hr min	hr min	hr min
Animal survey method	w s a	w s a	w s a	w s a	w s a	w s a	w s a	w s a	w s a	w s a
<b>Report on snow</b>										
Is there snow on the ground?	y n ?	y n ?	y n ?	y n ?	y n ?	y n ?	y n ?	y n ?	y n ?	y n ?
% of ground covered										
Is there snow in the canopy?	y n ?	y n ?	y n ?	y n ?	y n ?	y n ?	y n ?	y n ?	y n ?	y n ?
Check where data entered online:	<input type="checkbox"/>	<input type="checkbox"/>	<input type="checkbox"/>	<input type="checkbox"/>	<input type="checkbox"/>	<input type="checkbox"/>	<input type="checkbox"/>	<input type="checkbox"/>	<input type="checkbox"/>	<input type="checkbox"/>
<b>Comments:</b>										



	Date:	Date:	Date:	Date:	Date:	Date:	Date:	Date:	Date:	Date:
<b>Report your contribution of time</b>										
Time spent observing	hr min	hr min	hr min	hr min	hr min	hr min	hr min	hr min	hr min	hr min
Time spent in travel	hr min	hr min	hr min	hr min	hr min	hr min	hr min	hr min	hr min	hr min
<b>Report your animal observation methods</b>										
Time spent looking for animals	hr min	hr min	hr min	hr min	hr min	hr min	hr min	hr min	hr min	hr min
Animal survey method	w s a	w s a	w s a	w s a	w s a	w s a	w s a	w s a	w s a	w s a
<b>Report on snow</b>										
Is there snow on the ground?	y n ?	y n ?	y n ?	y n ?	y n ?	y n ?	y n ?	y n ?	y n ?	y n ?
% of ground covered										
Is there snow in the canopy?	y n ?	y n ?	y n ?	y n ?	y n ?	y n ?	y n ?	y n ?	y n ?	y n ?
Check where data entered online:	<input type="checkbox"/>	<input type="checkbox"/>	<input type="checkbox"/>	<input type="checkbox"/>	<input type="checkbox"/>	<input type="checkbox"/>	<input type="checkbox"/>	<input type="checkbox"/>	<input type="checkbox"/>	<input type="checkbox"/>
<b>Comments:</b>										

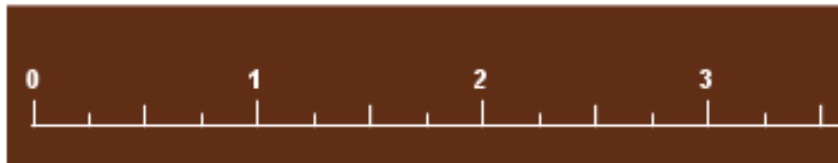


	Date:	Date:	Date:	Date:	Date:	Date:	Date:	Date:	Date:	Date:
<b>Report your contribution of time</b>										
Time spent observing	hr min	hr min	hr min	hr min	hr min	hr min	hr min	hr min	hr min	hr min
Time spent in travel	hr min	hr min	hr min	hr min	hr min	hr min	hr min	hr min	hr min	hr min
<b>Report your animal observation methods</b>										
Time spent looking for animals	hr min	hr min	hr min	hr min	hr min	hr min	hr min	hr min	hr min	hr min
Animal survey method	w s a	w s a	w s a	w s a	w s a	w s a	w s a	w s a	w s a	w s a
<b>Report on snow</b>										
Is there snow on the ground?	y n ?	y n ?	y n ?	y n ?	y n ?	y n ?	y n ?	y n ?	y n ?	y n ?
% of ground covered										
Is there snow in the canopy?	y n ?	y n ?	y n ?	y n ?	y n ?	y n ?	y n ?	y n ?	y n ?	y n ?
Check where data entered online:	<input type="checkbox"/>	<input type="checkbox"/>	<input type="checkbox"/>	<input type="checkbox"/>	<input type="checkbox"/>	<input type="checkbox"/>	<input type="checkbox"/>	<input type="checkbox"/>	<input type="checkbox"/>	<input type="checkbox"/>
<b>Comments:</b>										



	Date:	Date:	Date:	Date:	Date:	Date:	Date:	Date:	Date:	Date:
<b>Report your contribution of time</b>										
Time spent observing	hr min	hr min	hr min	hr min						
Time spent in travel	hr min	hr min	hr min	hr min						
<b>Report your animal observation methods</b>										
Time spent looking for animals	hr min	hr min	hr min	hr min						
Animal survey method	W S A	W S A	W S A	W						
<b>Report on snow</b>										
Is there snow on the ground?	y n ?	y n ?	y n ?	y						
% of ground covered										
Is there snow in the canopy?	y n ?	y n ?	y n ?	y						
Check when data entered online:	<input type="checkbox"/>	<input type="checkbox"/>	<input type="checkbox"/>							
<b>Comments:</b>										

- **W** = walked a single line through site
- **S** = stationary at a single point
- **A** = area search through site



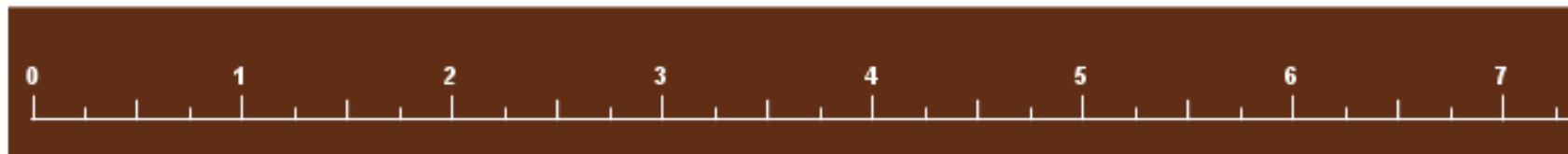
	Date:	Date:	Date:	Date:	Date:	Date:	Date:	Date:	Date:	Date:
<b>Report your contribution of time</b>										
Time spent observing	hr min	hr min	hr min	hr min	hr min	hr min	hr min	hr min	hr min	hr min
Time spent in travel	hr min	hr min	hr min	hr min	hr min	hr min	hr min	hr min	hr min	hr min
<b>Report your animal observation methods</b>										
Time spent looking for animals	hr min	hr min	hr min	hr min	hr min	hr min	hr min	hr min	hr min	hr min
Animal survey method	w s a	w s a	w s a	w s a	w s a	w s a	w s a	w s a	w s a	w s a
<b>Report on snow</b>										
Is there snow on the ground?	y n ?	y n ?	y n ?	y n ?	y n ?	y n ?	y n ?	y n ?	y n ?	y n ?
% of ground covered										
Is there snow in the canopy?	y n ?	y n ?	y n ?	y n ?	y n ?	y n ?	y n ?	y n ?	y n ?	y n ?
Check where data entered online:	<input type="checkbox"/>	<input type="checkbox"/>	<input type="checkbox"/>	<input type="checkbox"/>	<input type="checkbox"/>	<input type="checkbox"/>	<input type="checkbox"/>	<input type="checkbox"/>	<input type="checkbox"/>	<input type="checkbox"/>
<b>Comments:</b>										



	Date:	Date:	Date:	Date:	Date:	Date:	Date:	Date:	Date:	Date:
<b>Report your contribution of time</b>										
Time spent observing	hr min	hr min	hr min	hr min	hr min	hr min	hr min	hr min	hr min	hr min
Time spent in travel	hr min	hr min	hr min	hr min	hr min	hr min	hr min	hr min	hr min	hr min
<b>Report your animal observation methods</b>										
Time spent looking for animals	hr min	hr min	hr min	hr min	hr min	hr min	hr min	hr min	hr min	hr min
Animal survey method	w s a	w s a	w s a	w s a	w s a	w s a	w s a	w s a	w s a	w s a
<b>Report on snow</b>										
Is there snow on the ground?	y n ?	y n ?	y n ?	y n ?	y n ?	y n ?	y n ?	y n ?	y n ?	y n ?
% of ground covered										
Is there snow in the canopy?	y n ?	y n ?	y n ?	y n ?	y n ?	y n ?	y n ?	y n ?	y n ?	y n ?
Check where data entered online:	<input type="checkbox"/>	<input type="checkbox"/>	<input type="checkbox"/>	<input type="checkbox"/>	<input type="checkbox"/>	<input type="checkbox"/>	<input type="checkbox"/>	<input type="checkbox"/>	<input type="checkbox"/>	<input type="checkbox"/>
<b>Comments:</b>										



	Date:	Date:	Date:	Date:	Date:	Date:	Date:	Date:	Date:	Date:
<b>Report your contribution of time</b>										
Time spent observing	hr min	hr min	hr min	hr min	hr min	hr min	hr min	hr min	hr min	hr min
Time spent in travel	hr min	hr min	hr min	hr min	hr min	hr min	hr min	hr min	hr min	hr min
<b>Report your animal observation methods</b>										
Time spent looking for animals	hr min	hr min	hr min	hr min	hr min	hr min	hr min	hr min	hr min	hr min
Animal survey method	w s a	w s a	w s a	w s a	w s a	w s a	w s a	w s a	w s a	w s a
<b>Report on snow</b>										
Is there snow on the ground?	y n ?	y n ?	y n ?	y n ?	y n ?	y n ?	y n ?	y n ?	y n ?	y n ?
% of ground covered										
Is there snow in the canopy?	y n ?	y n ?	y n ?	y n ?	y n ?	y n ?	y n ?	y n ?	y n ?	y n ?
Check where data entered online:	<input type="checkbox"/>	<input type="checkbox"/>	<input type="checkbox"/>	<input type="checkbox"/>	<input type="checkbox"/>	<input type="checkbox"/>	<input type="checkbox"/>	<input type="checkbox"/>	<input type="checkbox"/>	<input type="checkbox"/>
<b>Comments:</b>										





	Date:	Date:	Date:	Date:	Date:	Date:	Date:	Date:	Date:	Date:
<b>Report your contribution of time</b>										
Time spent observing	hr min	hr min	hr min	hr min	hr min	hr min	hr min	hr min	hr min	hr min
Time spent in travel	hr min	hr min	hr min	hr min	hr min	hr min	hr min	hr min	hr min	hr min
<b>Report your animal observation methods</b>										
Time spent looking for animals	hr min	hr min	hr min	hr min	hr min	hr min	hr min	hr min	hr min	hr min
Animal survey method	w s a	w s a	w s a	w s a	w s a	w s a	w s a	w s a	w s a	w s a
<b>Report on snow</b>										
Is there snow on the ground?	y n ?	y n ?	y n ?	y n ?	y n ?	y n ?	y n ?	y n ?	y n ?	y n ?
% of ground covered										
Is there snow in the canopy?	y n ?	y n ?	y n ?	y n ?	y n ?	y n ?	y n ?	y n ?	y n ?	y n ?
Check when data entered online:	<input type="checkbox"/>	<input type="checkbox"/>	<input type="checkbox"/>	<input type="checkbox"/>	<input type="checkbox"/>	<input type="checkbox"/>	<input type="checkbox"/>	<input type="checkbox"/>	<input type="checkbox"/>	<input type="checkbox"/>
<b>Comments:</b>										





Site: My Back Yard  
Year: 2011  
Observer: USA-NPN Fan

## Cover Sheet

### Directions:

On this Cover Sheet, please report information to describe each day you visit the site. On the Animal Checklist, please list the species of animals you are looking for at the site and record whether or not you saw or heard that species on each visit. On the Plant and Animal Phenophase Datasheets, please record the phenophases you observed on each visit for your individual plants and your animal species.

Below, please fill in the date of your site visit in the first row. Then, estimate your contribution of time to the project for that date, separating the time it took you to travel to the site and the time you spent making observations on plants and animals once you arrived at the site. If you are observing animals, report the time you specifically spent searching for animals and circle the appropriate letter for your observation method:

- w - walking: a single pass or transect through your site
- s - stationary: standing or sitting at a single point
- a - area search: multiple passes through your site

If there is snow on the ground or in the canopy (treetops), please make a note of it in the third section and estimate the percent of the ground at your site that the snow is covering. After each visit, please enter the information from these datasheets online.

	Date:	Date:	Date:	Date:	Date:	Date:	Date:	Date:	Date:	Date:	Date:	Date:	Date:	Date:	Date:
	4/01/11	4/03/11	4/04/11	4/05/11											
<b>Report your contribution of time</b>															
Time spent observing	15	15	19	18											
Time spent in travel	2	2	2	2											
<b>Report your animal observation methods</b>															
Time spent looking for animals	5	5	5	5											
Animal survey method	w s a	w s a	w s a	w s a	w s a	w s a	w s a	w s a	w s a	w s a	w s a	w s a	w s a	w s a	w s a
<b>Report on snow</b>															
Is there snow on the ground?	y n ?	y n ?	y n ?	y n ?	y n ?	y n ?	y n ?	y n ?	y n ?	y n ?	y n ?	y n ?	y n ?	y n ?	y n ?
% of ground covered															
Is there snow in the canopy?	y n ?	y n ?	y n ?	y n ?	y n ?	y n ?	y n ?	y n ?	y n ?	y n ?	y n ?	y n ?	y n ?	y n ?	y n ?
Check when data entered online:	<input type="checkbox"/>	<input type="checkbox"/>	<input type="checkbox"/>	<input type="checkbox"/>	<input type="checkbox"/>	<input type="checkbox"/>	<input type="checkbox"/>	<input type="checkbox"/>	<input type="checkbox"/>	<input type="checkbox"/>	<input type="checkbox"/>	<input type="checkbox"/>	<input type="checkbox"/>	<input type="checkbox"/>	<input type="checkbox"/>
<b>Comments:</b>															



## During each site visit:

- Summarize animals seen and heard on the **Animal Checklist**
- Document any phenophases seen or heard for animals on your checklist on individual **Animal Phenophase Datasheets**
- Document site visit details on the **Cover Sheet**

## Bringing it all together: Another quick example

- American robin
- Black-capped chickadee
- Bumblebee



Photo: Trounce/Wikimedia Commons

## **Bringing it all together:** Another quick example

On your site visit, you see:

- One robin flying through the site
- Two bumblebees visiting flowers

And you hear:

- One robin singing



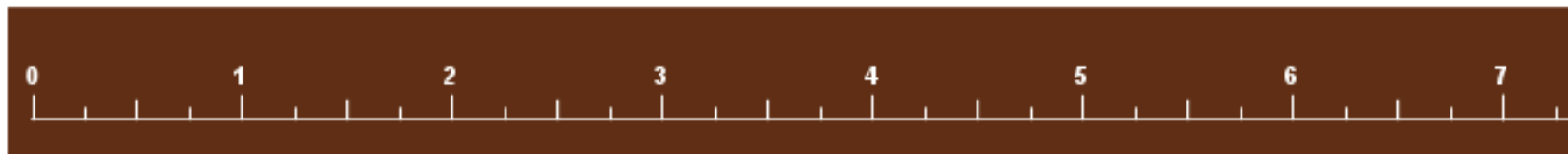
Do you see/hear...?	Date: 4/8/10	Date:	Date:	Date:	Date:
Robin	y n ?	y n ?	y n ?	y n ?	y n ?
Black-capped chickadee	y n ?	y n ?	y n ?	y n ?	y n ?
Bumblebee	y n ?	y n ?	y n ?	y n ?	y n ?
	y n ?	y n ?	y n ?	y n ?	y n ?
	y n ?	y n ?	y n ?	y n ?	y n ?
	y n ?	y n ?	y n ?	y n ?	y n ?
	y n ?	y n ?	y n ?	y n ?	y n ?
	y n ?	y n ?	y n ?	y n ?	y n ?
	y n ?	y n ?	y n ?	y n ?	y n ?
	y n ?	y n ?	y n ?	y n ?	y n ?
	y n ?	y n ?	y n ?	y n ?	y n ?
	y n ?	y n ?	y n ?	y n ?	y n ?

Do you see...?	Date: 3/1/11	Date:	Date:	Date:	Date:	Date:
Active individuals	y n ? <u>2</u>	y n ? _____	y n ? _____	y n ? _____	y n ? _____	y n ? _____
Feeding	y n ? _____	y n ? _____	y n ? _____	y n ? _____	y n ? _____	y n ? _____
Fruit/seed consumption	y n ? _____	y n ? _____	y n ? _____	y n ? _____	y n ? _____	y n ? _____
Insect consumption	y n ? _____	y n ? _____	y n ? _____	y n ? _____	y n ? _____	y n ? _____
Calls or song	y n ? <u>1</u>	y n ? _____	y n ? _____	y n ? _____	y n ? _____	y n ? _____
Singing males	y n ? <u>1</u>	y n ? _____	y n ? _____	y n ? _____	y n ? _____	y n ? _____
Mating	y n ? _____	y n ? _____	y n ? _____	y n ? _____	y n ? _____	y n ? _____
Nest building	y n ? _____	y n ? _____	y n ? _____	y n ? _____	y n ? _____	y n ? _____
Dead individuals	y n ? _____	y n ? _____	y n ? _____	y n ? _____	y n ? _____	y n ? _____
Individuals at a feeding station	y n ? _____	y n ? _____	y n ? _____	y n ? _____	y n ? _____	y n ? _____
Check when data entered online:	<input type="checkbox"/>	<input type="checkbox"/>	<input type="checkbox"/>	<input type="checkbox"/>	<input type="checkbox"/>	<input type="checkbox"/>
<b>Comments:</b>						

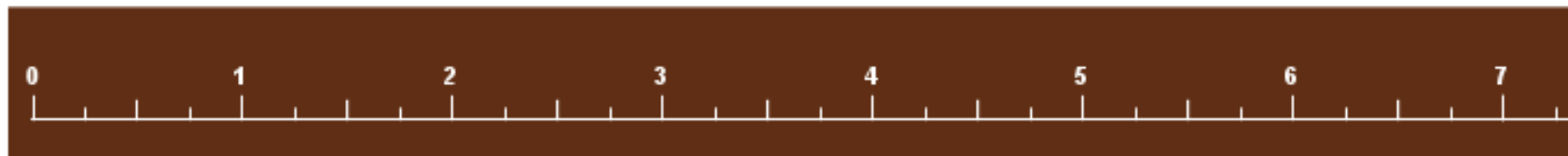
Do you see...?	Date: 3/1/11	Date:	Date:	Date:	Date:	Date:
Active adults	y n ? <u>2</u>	y n ? _____	y n ? _____	y n ? _____	y n ? _____	y n ? _____
Flower visitation	y n ? <u>2</u>	y n ? _____	y n ? _____	y n ? _____	y n ? _____	y n ? _____
Mating	y n ? _____	y n ? _____	y n ? _____	y n ? _____	y n ? _____	y n ? _____
Dead adults	y n ? _____	y n ? _____	y n ? _____	y n ? _____	y n ? _____	y n ? _____
Check when data entered online:	<input type="checkbox"/>	<input type="checkbox"/>	<input type="checkbox"/>	<input type="checkbox"/>	<input type="checkbox"/>	<input type="checkbox"/>
<b>Comments:</b>						



	<b>Date:</b> 5/5/10	<b>Date:</b>	<b>Date:</b>	<b>Date:</b>	<b>Date:</b>	<b>Date:</b>	<b>Date:</b>	<b>Date:</b>	<b>Date:</b>	<b>Date:</b>
<b>Report your contribution of time</b>										
Time spent observing	hr min	hr min	hr min	hr min	hr min	hr min	hr min	hr min	hr min	hr min
Time spent in travel	hr min	hr min	hr min	hr min	hr min	hr min	hr min	hr min	hr min	hr min
<b>Report your animal observation methods</b>										
Time spent looking for animals	hr min	hr min	hr min	hr min	hr min	hr min	hr min	hr min	hr min	hr min
Animal survey method	w s a	w s a	w s a	w s a	w s a	w s a	w s a	w s a	w s a	w s a
<b>Report on snow</b>										
Is there snow on the ground?	y n ?	y n ?	y n ?	y n ?	y n ?	y n ?	y n ?	y n ?	y n ?	y n ?
% of ground covered										
Is there snow in the canopy?	y n ?	y n ?	y n ?	y n ?	y n ?	y n ?	y n ?	y n ?	y n ?	y n ?
Check when data entered online:	<input type="checkbox"/>	<input type="checkbox"/>	<input type="checkbox"/>	<input type="checkbox"/>	<input type="checkbox"/>	<input type="checkbox"/>	<input type="checkbox"/>	<input type="checkbox"/>	<input type="checkbox"/>	<input type="checkbox"/>
<b>Comments:</b>										

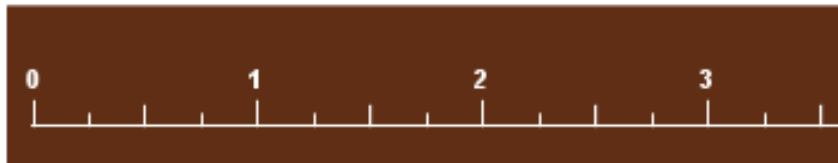


	Date:	Date:	Date:	Date:	Date:	Date:	Date:	Date:	Date:	Date:
	5/5/10									
<b>Report your contribution of time</b>										
Time spent observing	hr min	hr min	hr min	hr min	hr min	hr min	hr min	hr min	hr min	hr min
Time spent in travel	hr min	hr min	hr min	hr min	hr min	hr min	hr min	hr min	hr min	hr min
<b>Report your animal observation methods</b>										
Time spent looking for animals	3	hr min	hr min	hr min	hr min	hr min	hr min	hr min	hr min	hr min
Animal survey method	w s a	w s a	w s a	w s a	w s a	w s a	w s a	w s a	w s a	w s a
<b>Report on snow</b>										
Is there snow on the ground?	y n ?	y n ?	y n ?	y n ?	y n ?	y n ?	y n ?	y n ?	y n ?	y n ?
% of ground covered										
Is there snow in the canopy?	y n ?	y n ?	y n ?	y n ?	y n ?	y n ?	y n ?	y n ?	y n ?	y n ?
Check where data entered online:	<input type="checkbox"/>	<input type="checkbox"/>	<input type="checkbox"/>	<input type="checkbox"/>	<input type="checkbox"/>	<input type="checkbox"/>	<input type="checkbox"/>	<input type="checkbox"/>	<input type="checkbox"/>	<input type="checkbox"/>
<b>Comments:</b>										

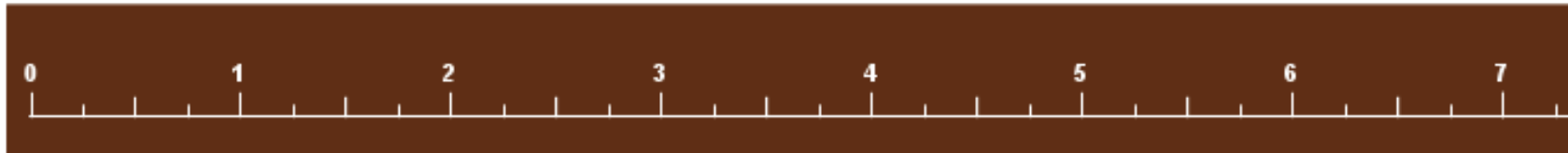


	Date: 5/5/10	Date:	Date:	Date:	Date:	Date:	Date:	Date:	Date:	Date:
<b>Report your contribution of time</b>										
Time spent observing	hr min	hr min	hr min	hr min						
Time spent in travel	hr min	hr min	hr min	hr min						
<b>Report your animal observation methods</b>										
Time spent looking for animals	3 hr min	hr min	hr min	hr min						
Animal survey method	W S A	W S A	W S A	W						
<b>Report on snow</b>										
Is there snow on the ground?	y n ?	y n ?	y n ?	y						
% of ground covered										
Is there snow in the canopy?	y n ?	y n ?	y n ?	y						
Check when data entered online:	<input type="checkbox"/>	<input type="checkbox"/>	<input type="checkbox"/>							
<b>Comments:</b>										

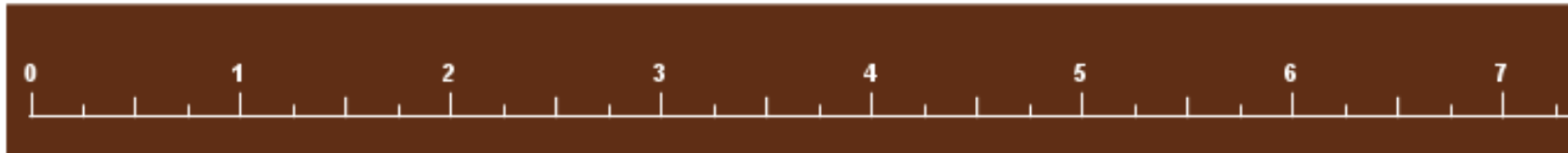
- **W** = walked a single line through site
- **S** = stationary at a single point
- **A** = area search through site



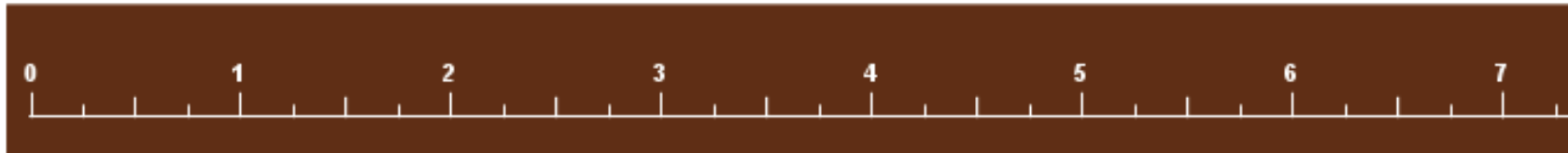
	Date:	Date:	Date:	Date:	Date:	Date:	Date:	Date:	Date:	Date:
	5/5/10									
<b>Report your contribution of time</b>										
Time spent observing	hr min	hr min	hr min	hr min	hr min	hr min	hr min	hr min	hr min	hr min
Time spent in travel	hr min	hr min	hr min	hr min	hr min	hr min	hr min	hr min	hr min	hr min
<b>Report your animal observation methods</b>										
Time spent looking for animals	3 hr min	hr min	hr min	hr min	hr min	hr min	hr min	hr min	hr min	hr min
Animal survey method	w s a	w s a	w s a	w s a	w s a	w s a	w s a	w s a	w s a	w s a
<b>Report on snow</b>										
Is there snow on the ground?	y n ?	y n ?	y n ?	y n ?	y n ?	y n ?	y n ?	y n ?	y n ?	y n ?
% of ground covered										
Is there snow in the canopy?	y n ?	y n ?	y n ?	y n ?	y n ?	y n ?	y n ?	y n ?	y n ?	y n ?
Check when data entered online:	<input type="checkbox"/>	<input type="checkbox"/>	<input type="checkbox"/>	<input type="checkbox"/>	<input type="checkbox"/>	<input type="checkbox"/>	<input type="checkbox"/>	<input type="checkbox"/>	<input type="checkbox"/>	<input type="checkbox"/>
<b>Comments:</b>										



	Date:	Date:	Date:	Date:	Date:	Date:	Date:	Date:	Date:	Date:
	5/5/10									
<b>Report your contribution of time</b>										
Time spent observing	hr min	hr min	hr min	hr min	hr min	hr min	hr min	hr min	hr min	hr min
Time spent in travel	2 min	hr min	hr min	hr min	hr min	hr min	hr min	hr min	hr min	hr min
<b>Report your animal observation methods</b>										
Time spent looking for animals	3 min	hr min	hr min	hr min	hr min	hr min	hr min	hr min	hr min	hr min
Animal survey method	w s a	w s a	w s a	w s a	w s a	w s a	w s a	w s a	w s a	w s a
<b>Report on snow</b>										
Is there snow on the ground?	y n ?	y n ?	y n ?	y n ?	y n ?	y n ?	y n ?	y n ?	y n ?	y n ?
% of ground covered										
Is there snow in the canopy?	y n ?	y n ?	y n ?	y n ?	y n ?	y n ?	y n ?	y n ?	y n ?	y n ?
Check when data entered online:	<input type="checkbox"/>	<input type="checkbox"/>	<input type="checkbox"/>	<input type="checkbox"/>	<input type="checkbox"/>	<input type="checkbox"/>	<input type="checkbox"/>	<input type="checkbox"/>	<input type="checkbox"/>	<input type="checkbox"/>
<b>Comments:</b>										



	Date:	Date:	Date:	Date:	Date:	Date:	Date:	Date:	Date:	Date:
	5/5/10									
<b>Report your contribution of time</b>										
Time spent observing	4	hr	hr	hr	hr	hr	hr	hr	hr	hr
	min	min	min	min	min	min	min	min	min	min
Time spent in travel	2	hr	hr	hr	hr	hr	hr	hr	hr	hr
	min	min	min	min	min	min	min	min	min	min
<b>Report your animal observation methods</b>										
Time spent looking for animals	3	hr	hr	hr	hr	hr	hr	hr	hr	hr
	min	min	min	min	min	min	min	min	min	min
Animal survey method	w s a	w s a	w s a	w s a	w s a	w s a	w s a	w s a	w s a	w s a
<b>Report on snow</b>										
Is there snow on the ground?	y n ?	y n ?	y n ?	y n ?	y n ?	y n ?	y n ?	y n ?	y n ?	y n ?
% of ground covered										
Is there snow in the canopy?	y n ?	y n ?	y n ?	y n ?	y n ?	y n ?	y n ?	y n ?	y n ?	y n ?
Check when data entered online:	<input type="checkbox"/>	<input type="checkbox"/>	<input type="checkbox"/>	<input type="checkbox"/>	<input type="checkbox"/>	<input type="checkbox"/>	<input type="checkbox"/>	<input type="checkbox"/>	<input type="checkbox"/>	<input type="checkbox"/>
<b>Comments:</b>										



## Another example...

- American robin
- Black-capped chickadee
- Bumblebee



Photo: Trounce/Wikimedia Commons



# Frequency of observations

- As often as possible
- At least once a week
- All observations are valuable!





# Time of day of observations

- Convenient for you
- Consistently
- For species on Nature's Notebook list, during the day



## What if I missed a phenophase?

- Make a note of it in the **comments** section of your data form

Do you see...?	Date: 3/1/11	Date: 3/10/11	Date:	Date:	Date:	Date:
Active individuals	y n ? <u>2</u>	y n ? <u>2</u>	y n ? _____	y n ? _____	y n ? _____	y n ? _____
Feeding	y n ? _____	y n ? _____	y n ? _____	y n ? _____	y n ? _____	y n ? _____
Fruit/seed consumption	y n ? _____	y n ? _____	y n ? _____	y n ? _____	y n ? _____	y n ? _____
Insect consumption	y n ? _____	y n ? _____	y n ? _____	y n ? _____	y n ? _____	y n ? _____
Calls or song	y n ? <u>1</u>	y n ? <u>1</u>	y n ? _____	y n ? _____	y n ? _____	y n ? _____
Singing males	y n ? _____	y n ? _____	y n ? _____	y n ? _____	y n ? _____	y n ? _____
Mating	y n ? _____	y n ? _____	y n ? _____	y n ? _____	y n ? _____	y n ? _____
Nest building	y n ? _____	y n ? _____	y n ? _____	y n ? _____	y n ? _____	y n ? _____
Dead individuals	y n ? _____	y n ? _____	y n ? _____	y n ? _____	y n ? _____	y n ? _____
Individuals at a feeding station	y n ? _____	y n ? _____	y n ? _____	y n ? _____	y n ? _____	y n ? _____
Check when data entered online:	<input type="checkbox"/>	<input type="checkbox"/>	<input type="checkbox"/>	<input type="checkbox"/>	<input type="checkbox"/>	<input type="checkbox"/>

Comments:

Nest built between 3/1/11 and 3/10/11

## What if a phenophase isn't occurring?

- Continue to watch
- Make a note of it in the **comments** section of your data form

Do you see...?	Date: 3/1/11	Date: 11/10/11	Date:	Date:	Date:	Date:
Active individuals	y n ? 2	y n ? 2	y n ? _____	y n ? _____	y n ? _____	y n ? _____
Feeding	y n ? _____	y n ? _____	y n ? _____	y n ? _____	y n ? _____	y n ? _____
Fruit/seed consumption	y n ? _____	y n ? _____	y n ? _____	y n ? _____	y n ? _____	y n ? _____
Insect consumption	y n ? _____	y n ? _____	y n ? _____	y n ? _____	y n ? _____	y n ? _____
Calls or song	y n ? 1	y n ? 1	y n ? _____	y n ? _____	y n ? _____	y n ? _____
Singing males	y n ? _____	y n ? _____	y n ? _____	y n ? _____	y n ? _____	y n ? _____
Mating	y n ? _____	y n ? _____	y n ? _____	y n ? _____	y n ? _____	y n ? _____
Nest building	y n ? _____	y n ? _____	y n ? _____	y n ? _____	y n ? _____	y n ? _____
Dead individuals	y n ? _____	y n ? _____	y n ? _____	y n ? _____	y n ? _____	y n ? _____
Individuals at a feeding station	y n ? _____	y n ? _____	y n ? _____	y n ? _____	y n ? _____	y n ? _____
Check when data entered online:	<input type="checkbox"/>	<input type="checkbox"/>	<input type="checkbox"/>	<input type="checkbox"/>	<input type="checkbox"/>	<input type="checkbox"/>
Comments:	No robins seen mating this year					

## What if I never see the animals on my list?

- Often you will not see them
- Sometimes you will never see them
- This information is very valuable



# Keep looking for a phenophase, even after it has ended



# Keep looking for a phenophase, even after it has ended





nature's  
notebook

**usanpn.org**