

**Social Security Administration**  
**Change of Address / Direct Deposit**  
**User Interface Specification**  
Last Saved: April 02, 2010

# Knowledge-Based Authorization

4.15.4

**OMB Attestation Addition**  
**SARA3 DD-COA Module Change Request**



*Verizon Business Confidential & Proprietary.*  
This documentation is extremely sensitive; please limit distribution. No part of this document may be photocopied, disclosed, or otherwise provided to third parties without the consent of Verizon Business.



# Document History

| <i>Date</i> | <i>Spec</i> | <i>App</i> | <i>Summary of Changes</i>  | <i>Revised by</i> |
|-------------|-------------|------------|--|-------------------|
| 12/20/04    | 1.0         | 1.0        | Initial version.   | Paul Sawyer       |
| 01/06/05    | 1.1         | 1.0        | <p>Minor corrections to prompt styles and formatting.<br/>           Filled in missing prompt text at 5150.<br/>           Fixed prompt names in 5040, 5900 (KBA instead of GLB).<br/>           Filled in list of U.S. territories.</p> <p><b>Changes based on review of 1/12/05:</b><br/>           Clarify the transfer of control between the Global section and this section – removed use of the word “caller” to mean transfer of control and reserve that word for humans dialing the telephone.<br/>           Add separate prompts within 1090 to handle different values of parameter which_name.<br/>           Correct GO TO error in 1000: if names_to_collect is LAST and spelling_only is true, then go to 1010.<br/>           Correct GO TO error in 1060: If BOTH and names_to_collect is FIRST_LAST, then go to 1070.<br/>           Clarify different kinds of confirmation prompts in 1070.<br/>           Add Requirement IDs where needed, mostly. Requirement IDs are mostly not included in the GetName procedure because it reflects code that is being reused from BEVE. The nested conditionals in these DMs prevent the simple addition of Requirement IDs, and restructuring the DM specifications would put the DM specs out of sync with the existing code.</p> | Paul Sawyer       |
| 02/18/05    | 1.2         | 1.0        | <p>Change prompt name suffixes in 1090 to be more consistent with other DMs for the Full, Alt , and Maiden variations.<br/>           Fix prompt wording as adjusted during the recording session.<br/>           Change 5010 confirmations to “never” as is usual for yes/no dialogs.</p>   | Paul Sawyer       |
| 03/04/05    | 1.3         | 1.0        | Revised Requirement IDs in 5020, 5100, 5130, 5220, 5260, 5900, 1005, 1010, 1020, 1030, 1040, 1050, 1060, 1070, 1090, 1300, 1400  | Steven Ligi       |
| 03/09/05    | 2.0         | 1.0        | <ol style="list-style-type: none"> <li>Removed MaxNoMatch row from 1060. Normal max retries behavior applies to this DM – goes to 1300.</li> <li>Added clarification comment in 5210 for default confirmation prompt.</li> <li>Add success prompt for Yes in 5010.</li> <li>Add success prompt for Yes in 5130.</li> <li>Add success prompt for Yes in 5210.</li> <li>Disable DTMF input for yes/no confirmation in 5020 (SSN input).</li> <li>Add silence spacer prompts in 5200.</li> </ol>  | Paul Sawyer       |
| 04/11/05    | 2.1         | 1.0        | <p>Changes following user testing.</p> <ol style="list-style-type: none"> <li>Change prompts in 5020 to encourage callers to speak numbers quickly. Test participants came with the belief that the needed to speak s-l-o-w-l-y in order for the system to understand them, when in fact they were hitting timeouts due to speaking or punching keys too slowly. Also change timeout values.</li> <li>Similar changes in 1010 and 1030 to encourage callers to spell faster.</li> </ol>  | Paul Sawyer       |

|                   |            |     |  |                            |
|-------------------|------------|-----|--|----------------------------|
| <b>04/22/05</b>   | <b>2.2</b> | 1.0 | Changes following review.<br>1. Show increased timeout value in 1030 (as in 1010)<br>2. Remove extra space between letters in 1040 spelling.   | Paul Sawyer                |
| <b>05/02/05</b>   | <b>2.3</b> | 1.0 | Fixes to "administrative" bugs.<br>1. Fix prompt file names in 1040 – two prompts with same name.<br>2. Clarified timeout values in 5020 (getting SSN) and restore DTMF input for confirmation.  | Paul Sawyer                |
| <b>05/06/05</b>   | <b>2.4</b> | 1.0 | 1. Fix prompt text that changed during recording.<br>2. Remove superfluous "Got it" from beginning of 5200. Calls to GetName always end with an acknowledgement, so no need to further acknowledge the user input of a name.   | Paul Sawyer                |
| <b>06/16/05</b>   | <b>2.5</b> | 1.0 | 1. Clarify in 5900 that it handles DM failures only in the main part of KBA, not within GetName which has it's own failure handler (1300).<br>2. Clarify the values of maxnomatches and maxnoinputs within GetName.<br>3. 5150 prompt is set to short silence. The failure message to the caller has already been played within GetName.   | Paul Sawyer                |
| <b>08/12/2005</b> | <b>2.6</b> | 1.0 | Changes (Paul Sawyer):<br>1. In 1090, fix Nomatch1 & 2 prompts to have generic wording ("the" instead of "your") so that they prompts work for caller's last name, caller's alternate name, and mother's maiden last name.<br><br>Changes following the tuning report recommendations (Nadine Ozkan):<br>- Prompt changes are in red (style : Table: RevisedRecordings)<br>- Structural changes are highlighted in yellow:<br>o Replaced all GetName DMS (i.e. DMS 1000, 1005, 1010, 1020, 1030, 1040, 1050, 1060, 1070, 1090, 1300 and 1400) by new DMS corresponding to the Name OSDM version 2.0.1.<br>o The inclusion of the Name OSDM also affects parameters passing in DMS 5030, 5110 and 5140. | Paul Sawyer & Nadine Ozkan |
| <b>08/18/2005</b> | <b>2.7</b> | 1.0 | Changes highlighted in yellow (highlights from previous version have been removed)<br>- Changes to the Name OSMD specs:<br>o Changes to DMS : 1070 and 1080 – conditions and actions descriptions are clarified.<br>o DMS 1005 and 1020: removed the "NoMatch" condition<br>- DMS 5030, 5110 and 5140: Changes to parameters passed to Name OSDM (exitfailureprompt and exitsuccessprompts parameter). Correspondingly added a note about the exit success prompt in 1400.<br>- Prompt 1005-KBA-SayLastName-Prompt-initialprompt3-maiden: Minor prompt change.   | Nadine Ozkan               |

|           |      |     |   |             |
|-----------|------|-----|---|-------------|
| 10/22/05  | 2.8  | 1.0 | <p>Changes following tuning 2.</p> <ol style="list-style-type: none"> <li>1. Speech parameter changes in Name DMs: 1005_SayLastName, 1020_SayFirstName, 1010_SpellLastName, 1030_SpellFirstName.</li> <li>2. Add synonyms in 1060_GetMistake.</li> <li>3. In 1070_RespellFirst and 1080_RespellLast, suggest adding silence between letters in playback of spelling.</li> <li>4. In 5130, suggest adding silence between parts of the date readback, and suggest supporting one-step correction in confirmation..</li> <li>5. Remove the word "spelled" from the prompts for say-and-spell in 1005 and 1020. The grammar for the Name OSDM does not include "spelled".</li> </ol> | Paul Sawyer |
| 11 Dec 05 | 2.9  | 1.0 | <ol style="list-style-type: none"> <li>1. Restore name collection in <b>Error! Reference source not found.</b> To use old code and tables instead of Name OSDM. These are NOT marked as revisions.</li> <li>2. Simplified 5020 Confirmation Retry and Confirmation Timeout prompts to use what can be implemented: I think you said &lt;SSN&gt;. Is that correct?"</li> <li>3. Edit prompt text of 5900-KBA-Dmfailure-Prompt1 to match what was recorded.</li> </ol>  | Paul Sawyer |
| 2 Feb 06  | 2.10 | 1.0 | <p>Changes following Tuning 3:</p> <ol style="list-style-type: none"> <li>1. Specify one-step correction in 5130, 5200, 1070, 1090.</li> <li>2. Clarify that global grammars should not be active during name collection (1005, 1010, 1020, 1030, 1070, 1090).</li> <li>3. In 5020, add synonyms to catch OOVs. Add "Yes or No" to end of Initial prompt.</li> <li>4. Tweak prompts in 1005, 1010, 1020 to emphasize what caller should do.</li> <li>5. Change (or re-emphasize) barge-in sensitivity in several Name collections.</li> </ol>   | Paul Sawyer |
| 5 Feb 06  | 2.11 | 1.0 | <p>Add support for blocked accounts. Affects 5230, and adds 5270.</p> <p>Remove restriction in 5130 on date of birth.</p>   | Paul Sawyer |
| 15 Feb 06 | 2.12 | 1.0 | <p>Changes following discussions and reviews: (previous revision marking left in place for SSA and CPT review):</p> <ol style="list-style-type: none"> <li>1. Back out recommendation for one-step correction in 5130, 1070, 1090. These were recommended back in Tuning 2 but are difficult to implement and not essential, so will be removed for now.</li> <li>2. Revised prompt in 5000 to encourage callers to stick with automation.</li> </ol>   | Paul Sawyer |

|                   |             |     |  |                       |
|-------------------|-------------|-----|--|-----------------------|
| <b>21 Aug 06</b>  | <b>2.13</b> | 1.0 | Changes as a result of Tuning 4.<br>1. 5010: Remove agent synonyms from grammar. Tweak prompt to emphasize that exact dollar amount is needed (saves problems in 5210).<br>2. 5020: Increase incomplete timeout and max speech duration values.<br>3. 5020: Specify some optional prefixes to a SSN. Change low confidence threshold.<br>4. 1005: Tweak prompt to emphasize both saying and spelling. Tweak speech parameters.<br>5. 1005, 1010, 1020, 1030: Tweak speech parameters.<br>6. 1060: Add synonyms. Disable global commands.<br>7. 1070: Tweak speech parameters.<br>8. 5130: Tweak prompts to encourage correct statement of the date. Remove unneeded grammar options in dates. Remove global grammars.<br>9. 5200: Tweak prompt to encourage saying just STATE. Disable global Agent and Main Menu. Disable Agent from confirmation grammar.<br>10. 5210: Tweak speech parameters. Add "I don't know" option. | Paul Sawyer           |
| <b>19 Jan 07</b>  | <b>2.14</b> | 1.0 | Added Message Numbers to all prompts   | Sean Stallings<br>VZB |
| <b>04 May 07</b>  | <b>2.15</b> | 1.0 | Made minor corrections to 1010, 1060, 1070,1090  | Sean Stallings<br>VZB |
| <b>24 May 07</b>  | <b>2.16</b> | 1.0 | Made correction 5200   | Sean Stallings<br>VZB |
| <b>19 July 07</b> | <b>2.16</b> | 1.0 | Made correction 5000   | Carol Cummings<br>VZB |

|                   |             |     |  |                       |
|-------------------|-------------|-----|--|-----------------------|
| <b>3 Aug 07</b>   | <b>2.17</b> | 1.0 | Removed "Quickly" from 50332 – 1030-SpellFirstName-VM<br>Removed "Please" from 50333 - 1030-SpellFirstName-VM<br>Added "Please say Yes or No" - 1040 ConfirmName Help Prompt<br>Moved "Now" - 50208 (5020-KBA-GetSSNumber-ConfPrompt-SSN2) | Carol Cummings<br>VZB |
| <b>15 Aug 07</b>  | <b>2.18</b> | 1.0 | Updated 50346  | Sean Stallings<br>VZB |
| <b>22 Aug 07</b>  | <b>2.19</b> | 1.0 | Updated Title and Headers  | Sean Stallings<br>VZB |
| <b>06 Sept 07</b> | <b>2.20</b> | 1.0 | Removed global defaults from retry 1 and retry 2 prompts   | Sean Stallings<br>VZB |
| <b>08 Oct 07</b>  | <b>2.21</b> | 1.0 | Updated 1090 to resolve prompting issue for callers who have not spelled their first or last name yet.   | Sean Stallings<br>VZB |
| <b>15 Oct 07</b>  | <b>2.22</b> | 1.0 | Added [Global Default] note to all retry 1 and 2 prompts (except for name capture)   | Sean Stallings<br>VZB |

|              |      |     |  |                         |
|--------------|------|-----|--|-------------------------|
| 17 Oct 07    | 2.23 | 1.0 | Corrected No Input/No match change to Timeout/ Retry   | Sean Stallings<br>VZB   |
| 19 Oct 07    | 2.24 | 1.0 | Updated message 50367  | Sean Stallings<br>VZB   |
| 20 Feb 08    | 2.25 | 1.0 | Added Check Condition modules, 5015, 5090, 5120, 5140,,<br>5190, 5205, 900<br>Added Privacy note to module notes for DM 5020, 5130, 5200,<br>5210, 1005, 1010, 1020, 1030, 1070, 1090<br>Added counter increment reporting to module notes for DM<br>5020, 5130, 5200, 5210, 1005, 1010, 1020, 1030, 1070, 1090  | Sean Stallings<br>VZB   |
| 26 Feb 08    | 2.26 | 1.0 | Added DM 4999<br>Corrected Pathing for Name Collection Process<br>Added DM 900   | Sean Stallings<br>VZB   |
| 27 Feb 08    | 2.27 | 1.0 | Removed Name Collection DM's (900-1400)<br>Added Name capture prompting/format from 1099   | Sean Stallings<br>VZB   |
| 28 Feb 08    | 2.28 | 1.0 | Updated DM's 5035, 5045, 5090, 5140, changed confirmation<br>from "if necessary" to ALWAYS.  | Sean Stallings<br>VZB   |
| 04 March 08  | 2.29 | 1.0 | Added Privacy section the Global Behavior chapter  | Sean Stallings<br>VZB   |
| 10 March 08  | 2.3  | 1.0 | Updated 5000 with new wording informer callers that they need<br>to know the exact dollar amount of their last benefits payment.<br>Removed 5010<br>Updated 5005, 5030, 5040, 5090, 5120, 5135, 5190, 5205;<br>Corrected reporting information for "if else" conditions.   | Sean Stallings<br>VZB   |
| 19 March 08  | 2.31 | 1.0 | Added new module, 5215 CantProceed-Msg.  | Sean Stallings<br>VZB   |
| 25 Mar 08    | 2.32 | 1.0 | Corrected reporting string in module 5120  | Sean Stallings<br>VZB   |
| 04 Apr 08    | 2.33 | 1.0 | Clarified wording for 4999 Check Null Condition<br>Removed module 5025   | Sean Stallings<br>VZB   |
| 11 Apr 08    | 2.34 | 1.0 | In order to assure that re-use items are properly reported, in<br>Check Null Condition, if TVDC items to collect = 0, the call must<br>then route to the next Check Condition Module.<br>Prompt 50306 has been corrected.<br>Module 5190 has been updated, added module note stating<br>that DTMF 9 is disabled for this module.   | Sean Stallings<br>VZB   |
| 1 May 08     | 2.35 | 1.0 | Added reporting string to modules 5020, 5035, 5045, 5100,<br>5110, 5130, 5140, 5200. 5210.   | Sean Stallings<br>VZB   |
| 12 May, 2008 | 2.36 | 1.0 | Added reference to Reverse ANI lookup, per SARA, part 3.<br><ul style="list-style-type: none"> <li>➤ Added module 5003 to perform lookup</li> <li>➤ Added text to Developer notes in module 5035 to<br/>reference use of parallel verification grammar for first<br/>name built from results of reverse ANI look-up</li> <li>➤ Added text to Developer notes in module 5045 to<br/>reference use of parallel verification grammar for<br/>family name built from results of reverse ANI look-up</li> </ul> | Peter Modesto<br>Nuance |

|                          |             |     |  |                          |
|--------------------------|-------------|-----|--|--------------------------|
| <b>12 May, 2008</b>      | <b>2.37</b> | 1.0 | Corrections from internal review: broken links, etc.   | PM                       |
| <b>14 May 2008</b>       | <b>2.38</b> | 1.0 | Added "avoidsamemistake" to Global descriptions, 2.3<br>Adjusted reporting tag in DM 5003 Reverse ANI Lookup   | Kim Rothlis<br>VzB       |
| <b>15 May 2008</b>       | <b>2.38</b> | 1.0 | Made minor grammatical error updates and adjusted the reporting triggers to have 4 digits (i.e. 0000 = success)  | Becky Stallings,<br>VzB  |
| <b>29 May 2008</b>       | <b>2.39</b> | 1.0 | Note how we will handle multiple first names and initials in first name collection using reverse ANI lookup (DM 5003).   | Peter Modesto,<br>Nuance |
| <b>30 May 2008</b>       | <b>2.40</b> | 1.0 | Added additional rules in handling of name collection using Reverse ANI Lookup (DM 5003)   | Kim Rothlis<br>VzB       |
| <b>2 June 2008</b>       | <b>2.41</b> | 1.0 | Clarification provided to handling of last name collection using Reverse ANI Look up (DM 5003)   | Kim Rothlis<br>VzB       |
| <b>24 June 08</b>        | <b>2.42</b> | 1.0 | Moved Module 5003 Reverse-ANI Look up. Is now 5032 Reverse-ANI Look up. ANI Look up should not occur until after 5030-GetFirstName Check Condition.  | Sean Stallings<br>VzB    |
| <b>11 July 2008</b>      | <b>2.43</b> | 1.0 | Updated module 4999, added in correct routing for 'If TVDC Items to collect= 0' condition, now routes to module 5003.<br><br>Moved Reverse ANI Look up module, it is now located just before the Social Security Check Condition module. | Sean Stallings<br>VzB    |
| <b>23 July 2008</b>      | <b>2.44</b> | 1.0 | Updated Module 5003, added new field 'reporting'. Re-inserted module notes erroneously removed in 2.42   | Sean Stallings<br>VzB    |
| <b>04 September 2008</b> | <b>4.0</b>  | 1.0 | BBN Findings Effort<br><br>a. Updated module 5100, updated retry 2, message 51003<br><br>b. Updated modules 5035, 5045, 5110, 5140, updated confirmation retry message 82055<br><br>c. Highlighted all BBN Findings changes in Green     | Sean Stallings<br>VzB    |

|                         |      |     |  |                       |
|-------------------------|------|-----|--|-----------------------|
| 19<br>September<br>2008 | 4.01 | 1.0 | <p>Merged KBA_v3.04_TNRS and KBA_4 UI's.</p> <p>Updated module 4999, added in correct routing for 'If TVDC Items to collect= 0" condition, now routes to module 5003.</p> <p>Moved Reverse ANI Look up module, it is now located just before the Social Security Check Condition module.</p> <p>Broke Module 5035 GetFirstName into A and B sections, Say and Spell and Spell Only – for TNRS effort</p> <p>Broke Module 5045 GetLastName into A and B sections, Say and Spell and Spell Only – for TNRS effort</p> <p>Broke Module 5110 GetAltName into A and B sections, Say and Spell and Spell Only – for TNRS effort</p> <p>Added Module 5115 PostSSN-DB – for TNRS effort</p> <p>Updated Module 5003, added new field 'reporting'. Re-inserted module notes erroneously removed in 2.42</p> <p>Added REQ ID's to modules 5035A, 5035B, 5045A, 5045B, 5110A, 5110B – for TNRS effort.</p> <p>Added explanatory note to top of modules 5035A, 5035B, 5045A, 5045B, 5110A, 5110B – for TNRS effort.</p> <p>Updated Modules 5110 A and 5110 B, corrected message name for confirmation apology, corrected 'condition' field for confirmation apology and success messages – this resolves tickets 22308 and 22307.</p> <p>Updated Modules 5045 A and 5045 B, corrected 'condition' field for confirmation apology and success messages – for TNRS effort – this resolves tickets 22306 and 22305.</p> <p>Updated Module 5120, added module 5100 to 'entering from' field – this resolves ticket 22309.</p> <p>Updated module 5135, updated 'entering from' field to show that callers will be entering in from module 5130-DOB Check Condition – this resolves ticket 22311.</p> <p>TNRS changes highlighted in Yellow</p> <p>Verizon Business proprietary statement added to title page and page footers.</p> <p>Updated Module 5110B, removed [global default] tag from retry 1/timeout 1. Because wording for this is contained in the message itself, the apology was playing twice – this resolves ticket 22347.</p> <p>Updated Module 5035A and 5035B, corrected typo in confirmation apology condition field – this resolves ticket 22349</p> | Sean Stallings<br>VZB |
| 22<br>September<br>2008 | 4.02 | 1.0 | <p>Updated Module 5045B, corrected typo in ReqID field for the confirmation apology prompt.</p>  | Sean Stallings<br>VZB |
| 30<br>September<br>2008 | 4.03 | 1.0 | <p>Updated module 5140, updated wording for Retry 1 prompt. Since the name OSDM works best with spell only on the retry, new prompting will no longer ask callers to say and spell their name.</p>   | Sean Stallings<br>VZB |



|                        |             |     |   |                       |
|------------------------|-------------|-----|---|-----------------------|
| <b>1 October 2008</b>  | <b>4.04</b> | 1.0 | <p>Updated module 5045A, added more explanation in module description, corrected typo's in timeout 1 and 2 message names.</p> <p>Updated module 5045B, corrected typo in Confirmation Apology message name.</p> <p>Updated module 5110A, added more explanation in module description.</p> <p>Updated module 5140, added correct text to confirmation retry 2, message 82055. Highlighted this change in Green.</p>   | Sean Stallings<br>VZB |
| <b>7 October 2008</b>  | <b>4.05</b> | 1.0 | <p>Updated module 5110A, 'Confirmation' section 'Action' field now shows to play confirmation apology prompt on 'no' – this resolves ticket 22422.</p>  | Sean Stallings<br>VZB |
| <b>21 October 2008</b> | <b>4.06</b> | 1.0 | <p>Updated module 5035A; Added note to Action field for 'Max Retry', now plays [Global Default] message on exit. Updated 'action' column for Confirmation section, removing notes adding 'no' on confirmation condition.</p> <p>Updated module 5035B; consolidated initial 1 and initial 2, since callers will not be entering on a condition. Updated 'action' column for Confirmation section, removing notes adding 'no' on confirmation condition.</p> <p>Updated module 5045A; Added note to Action field for 'Max Retry', now plays [Global Default] message on exit. Updated 'action' column for Confirmation section, removing notes adding 'no' on confirmation condition.</p> <p>Updated module 5045B; consolidated initial 1 and initial 2, since callers will not be entering on a condition. Updated 'action' column for Confirmation section, removing notes adding 'no' on confirmation condition.</p> <p>Updated module 5110A; Added note to Action field for 'Max Retry', now plays [Global Default] message on exit. Updated 'action' column for Confirmation section, removing notes adding 'no' on confirmation condition.</p> <p>Updated module 5110B; consolidated initial 1 and initial 2, since callers will not be entering on a condition. Updated 'action' column for Confirmation section, removing notes adding 'no' on confirmation condition.</p> <p>Updated module 5115; consolidated all 'max retry' and 'no on confirmation' conditionals, since conditions are no longer in use. Conditions now only reference first, last and alt name.</p> | Sean Stallings<br>VZB |
| <b>29 October 2008</b> | <b>4.07</b> | 1.0 | <p>Added REQID's to modules 4999, 5000, 5003, 5005, 5155, 5030, 5040, 5050, 5090, 5120, 5135, 5190, 5200, 5205. Renamed 'name' column as 'REQID' in all modules that did not already have a REQID column. Removed 'name' column from modules that had both.</p> <p>Renamed 'option' column as 'REQID' in all modules that did not already have a REQID column. Removed 'option' column from modules that had both.</p>  | Sean Stallings<br>VZB |
| <b>4 November 2008</b> | <b>4.08</b> | 1.0 | <p>Updated module 5115, added parameters for reporting associated app ID.</p>   | Sean Stallings<br>VZB |
| <b>7 November 2008</b> | <b>4.09</b> | 1.0 | <p>Updated modules 5035A, 5035B, 5045A, 5045B, 5110A, 5110B. Corrected REQID columns to show the current requirement ID's being used by SSA.</p>  | Sean Stallings<br>VZB |

|                        |               |     |  |                         |
|------------------------|---------------|-----|--|-------------------------|
| <b>1 December 2008</b> | <b>4.10</b>   | 1.0 | COADD/BEVE-MRC Tuning 2 Effort-Recommendations From Nuance<br><ol style="list-style-type: none"> <li>1) Updated module 5035B, added entry to 'Module Notes' stating that confidence levels for this module should be set to .400.</li> <li>2) Updated module 5045B, added entry to 'Module Notes' stating that confidence levels for this module should be set to .400.</li> <li>3) Updated module 5110B, added entry to 'Module Notes' stating that confidence levels for this module should be set to .400.</li> </ol> | Sean Stallings<br>VZB   |
| <b>2 February 2009</b> | <b>4.11</b>   | 1.0 | Updated Header   | Sean Stallings<br>VZB   |
| <b>9 March 2009</b>    | <b>4.12</b>   | 1.0 | Updated modules 5035A and 5035B; added developer note stating that single character recognition will be treated as an out of grammar response.   | Sean Stallings<br>VZB   |
| <b>24 March 2009</b>   | <b>4.13</b>   | 1.0 | Updated module 5035B, changed note regarding max retries/timeouts now reads as 4—this resolves ticket 606153.  | Sean Stallings<br>VZB   |
| <b>28 April 2009</b>   | <b>4.14</b>   | 1.0 | Updated section 2.2 Timeouts and Retries. Added prompting for timeout global default.  | Sean Stallings<br>VZB   |
| <b>21 May 2009</b>     | <b>4.15</b>   | 1.0 | Added Chapter 3: Global Commands and Global Prompts, detailing global command exceptions for this application.<br><br>Updated module 4999, corrected entry for 'entering from' field, now reads COA-DD Global.<br><br>Updated modules 5045A and 5045B, corrected reporting tags for these modules.   | Sean Stallings<br>VZB   |
| <b>25 June 2009</b>    | <b>4.15.1</b> | 1.0 | Cover page update.   | Kim Rothlis<br>VzB      |
| <b>22 March 2010</b>   | <b>4.15.2</b> | 1.0 | <b>OMB Attestation Addition Change</b><br><br>Added DM 5001_Attestation Flag Check and DM 5002 AttestationYN between modules 5000-Need2Ask-Msg and 5003-Reverse ANI Lookup.<br><br>Updated modules 5000 and 5003 with correct routing/hyperlinks.  | Kim Rothlis<br>VzB      |
| <b>01 Apr 2010</b>     | <b>4.15.3</b> | 1.0 | <b>SARA3 DD-COA Module Change Request (OMB Attestation Change – additional requirements)</b><br><br>Updated the verbiage for message #'s 50001, 50002, and 50003 in DM 5000-Need2Ask-Msg   | Becky Stallings,<br>VzB |
| <b>02 Apr 2010</b>     | <b>4.15.4</b> | 1.0 | <b>SARA3 DD-COA Module Change Request (OMB Attestation Change – additional requirements)</b><br><br>Updated wording to messages 50001, 50002 and 50003 in DM 5000-Need2Ask-Msg per customer review.  | Kim Rothlis<br>VzB      |

# Table of Contents

|                   |  |           |
|-------------------|--|-----------|
| <b>Chapter 1:</b> | <b>Introduction.....</b>                       | <b>13</b> |
| <b>Chapter 2:</b> | <b>Global Behavior .....</b>                   | <b>14</b> |
|                   | 2.1 Privacy.....                               | 14        |
|                   | 2.2 Timeouts and Retries.....                  | 14        |
|                   | 2.3 Avoid Same Mistake.....                    | 14        |
| <b>Chapter 3:</b> | <b>Global Commands and Global Prompts.....</b> | <b>16</b> |
|                   | 3.1 Global Commands .....                      | 16        |
| <b>Chapter 4:</b> | <b>Detailed Dialog Specification .....</b>     | <b>17</b> |
|                   | 4.1 Call-Flow Tables .....                     | 17        |
|                   | 4999-Check Null Condition.....                 | 17        |
|                   | 5000-Need2Ask-Msg .....                        | 17        |
|                   | 5001-Attestation Flag Check .....              | 18        |
|                   | 5002-AttestationYN.....                        | 18        |
|                   | 5003-Reverse ANI Look up.....                  | 19        |
|                   | 5005-Social Security Check Condition.....      | 21        |
|                   | 5020-GetSSNumber-SSN .....                     | 21        |
|                   | 5030-GetFirstName Check Condition.....         | 23        |
|                   | 5035A-GetFirstName Say and Spell.....          | 23        |
|                   | 5035B-GetFirstName Spell Only.....             | 25        |
|                   | 5040-Last Name Check Condition .....           | 28        |
|                   | 5045A-GetLastName Say and Spell .....          | 28        |
|                   | 5045B-GetLastName Spell Only .....             | 30        |
|                   | 5050-Name-ExitFailure-Msg.....                 | 32        |
|                   | 5090-AltName Check Condition .....             | 32        |
|                   | 5100-CheckForAltName-YN .....                  | 33        |
|                   | 5110A-GetAltName Say and Spell .....           | 34        |
|                   | 5110B-GetAltName Spell Only .....              | 36        |
|                   | 5115-PostSSN-DB .....                          | 39        |
|                   | 5120-DOB Check Condition.....                  | 40        |
|                   | 5130-GetDOB-Date .....                         | 40        |
|                   | 5135-Mother'sMaiden Check Condition .....      | 42        |
|                   | 5140- GetMother'sMaiden.....                   | 42        |
|                   | 5150-NoName-Msg .....                          | 45        |
|                   | 5190-WhereBorn Check Condition.....            | 46        |
|                   | 5200-WhereBorn-VM.....                         | 46        |
|                   | 5205-LastPmt Check Condition.....              | 48        |
|                   | 5210-LastPmt-VM.....                           | 49        |
|                   | 5215-CantProceed-Msg.....                      | 50        |
|                   | 5220-CheckingNow-Msg.....                      | 51        |
|                   | 5230-QueryKB-DB.....                           | 51        |

---

|                               |    |
|-------------------------------|----|
| 5250-SaySuccess-Msg.....      | 52 |
| 5260-SayFailure-Msg.....      | 52 |
| 5270-AccountBlocked-Msg ..... | 53 |
| 5900-DMfailure-Msg.....       | 53 |

---

# Chapter 1: Introduction

This document is one part of a set of documents that describe the user interface for the Social Security Administration (SSA) Change of Address (COA) and Direct Deposit (DD) application. This document describes only the interaction for **knowledge-based authentication** (KBA). The call flow has passed through initial introduction and caller qualification before getting to this section. A caller will pass through either this module, or through the password authentication (PWA) module, but not both.

Note that this entire section is jumped into from the Global part of the application and returns to it. The only entry point to this section is from COA-DD 1330-CallKBAAuth-Code. Exit from this section is by return to the same module (COA-DD 1330-CallKBAAuth-Code)

## Chapter 2: Global Behavior

### 2.1 Privacy

The following information is considered confidential; SSN, First Name, Last Name, Mother's Maiden Name, Other Last Name (as it appears on their Social Security card), Date of Birth, Place of Birth, and Payment Amount. The confidential flag should be set to true for all dialog modules collecting this information from the caller.

### 2.2 Timeouts and Retries

Retry prompts are specified in the DialogModule tables, and they are preceded by the appropriate apology prompt:

|                         |                |                             |                  |   |
|-------------------------|----------------|-----------------------------|------------------|---|
| Message Number<br>00110 | retry 1        | upon rejection of<br>speech | apology_re1      | I'm sorry, I didn't understand you.                         |
| Message Number<br>00111 |                | upon confirmation           | apology_re1<br>– | My mistake.   |
| Message Number<br>00112 | retry 2        | upon rejection of<br>speech | apology_re2      | I'm sorry, I still didn't understand you.                   |
| Message Number<br>00113 |                | upon confirmation           | apology_re2<br>– | My mistake again.   |
| Message Number<br>00132 | Timeout 1      | upon no input               | apology_re1      | I'm sorry, I didn't hear anything.                          |
| Message Number<br>00111 |                | upon confirmation           | apology_re1<br>– | My mistake.   |
| Message Number<br>00133 | Timeout 2      | upon no input               | apology_re2      | I'm sorry, I still didn't hear anything.                    |
| Message Number<br>00113 |                | upon confirmation           | apology_re2<br>– | My mistake again.   |
|                         | excess retries |                             | [...]            | <timeout / retry prompt(s) specified in DialogModule table> |

If callers reach maximum timeouts or retries they will be sent to 5900-DMfailure-Msg and then routed back to Global. For all other global behavior see chapter 4 in the Change of Address/Direct Deposit Global user interface document.

### 2.3 Avoid Same Mistake

(This section documents the already-existing system behavior. It is not a change.)

---

In accordance with OSDM default settings, "AvoidSameMistake" is allowed in all collection DMs unless specified otherwise. This is a global parameter and has no specific context.

"AvoidSameMistake" disallows an utterance that is recognized if the utterance was previously rejected by a negative response (i.e. No) during confirmation. The application advances to a retry because the No response given in the initial collection caused the DM to remove the spoken utterance from the list of possible interpretations.

"AvoidSameMistake" is set to TRUE by default and if it needs to be disabled in any individual DM, the Dialog Module Notes section or Developer Notes section will specify "avoidsamemistake = False".

# Chapter 3: Global Commands and Global Prompts

## 3.1 Global Commands

As per 4.5 Global Commands and Global Prompts section in COA-DD Global UI, 'Main Menu' global command will transfer to N8NN Main Menu module 1100-Main-DM.



# Chapter 4: Detailed Dialog Specification


## 4.1 Call-Flow Tables

### 4999-Check Null Condition



|   |                             |   |
|---|-----------------------------|---|
| <b>Entering from</b>  |                             |   |
| COA-DD Global 1330-CallKBAAuth-Code   |                             |   |
| <b>REQID</b>  | <b>Condition</b>            | <b>Action</b>                                   |
| 4999-KBA-Check Null<br>Condition-Condition-0                                | If TVDC Items to collect= 0 | Go to: <a href="#">5003-Reverse ANI Look up</a> |
| 4999-KBA-Check Null<br>Condition-Condition-Else                             | If TVDC items else          | Go to: <a href="#">5000-Need2Ask-Msg</a>        |
| Developer Note:<br>Increment speak item counter for each item that is null. |                             |   |

### 5000-Need2Ask-Msg

|   |                       |   |  |
|---|-----------------------|---|--|
| <b>Play Prompt</b>                        |                       |  |  |
| Prepare caller for sequence of questions. |                       |   |  |
| <b>Entering from</b>                      |                       |   |  |
| 4999- Check Null Condition                |                       |   |  |
| <b>Prompts</b>                            | <b>Message Number</b> | <b>Condition</b>  | <b>Wording</b>   |
| 5000-KBA-Need2Ask-<br>Prompt-LC-1         | 50001                 | If pieces to collect = 1  | Before I can make any changes, I'll need to ask a question to verify who you are. You will need to <b>know</b> the EXACT dollar amount of your last benefit payment <b>to complete your transaction.</b>                 |
| 5000-KBA-Need2Ask-<br>Prompt-LC-2         | 50002                 | else  | Before I can make any changes, I'll need to ask <b>you</b> ...<br><br>speak item counter[2-8]  |
| 5000-KBA-Need2Ask-<br>Prompt-LC-3         | 50003                 |   | questions to verify who you are. You will need to <b>know</b> the EXACT dollar amount of your last benefit payment <b>to complete your transaction.</b> If you'll work with me, <b>you can make this change quickly.</b> |
| <b>Req ID</b>                             | <b>Condition</b>      | <b>Action</b>   |  |
| 5000-KBA-Need2Ask-Condition-Always        | Always                | Go to: <a href="#">5001-Attestation Flag Check</a>                                    |  |
| <b>Event logging</b>                      |                       |   |  |
| <b>Developer notes</b>                    |                       |   |  |
| No barge-in                               |                       |   |  |

**5001-Attestation Flag Check**



**Entering from**

[5000-Need2Ask-Msg](#)

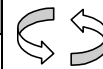
| REQID  | Condition                  | Action  |
|--|----------------------------|---|
| 5001-KBA-Attestation Flag Check-Condition-0    | If Attestation Flag = 0    | Go to: <a href="#">5002-AttestationYN</a>       |
| 5001-KBA-Attestation Flag Check-Condition-else | If Attestation Flag = else | Go to: <a href="#">5003-Reverse ANI Look up</a> |

**Module Notes**

V-KBPW-ATT\_1-(duration),T-KBPW-0000-(duration)

**5002-AttestationYN**

YesNo



OMB Attestation

**Entering from**

[5001-Attestation Flag Check](#)

| Message Number | REQID                            | Condition | Wording  | Barge-in |
|----------------|----------------------------------|-----------|--|----------|
| 55010          | 5002-KBA-AttestationYN-Initial 1 |           | <p>Social Security is allowed to collect this information under the Social Security Act. This information collection meets the requirements of the Paperwork Reduction Act under O.M.B. number zero, nine, six, zero, zero, five, nine, six. We estimate that it will take about 10 minutes to listen to the instructions, gather the facts, and answer the questions.</p> <p>Please note that any person who makes a false representation in an effort to alter or obtain information from the Social Security Administration may be punished by a fine or imprisonment, or both.</p> | NO       |
| 55011          | 5002-KBA-AttestationYN-Initial 2 |           | Do you understand and agree to these terms?  | Yes      |
| 55012          | 5002-KBA-AttestationYN-Retry1    |           | [ Global Default] Do you understand and agree to these terms? Please say YES or NO.  | Yes      |
| 55013          | 5002-KBA-AttestationYN-Retry2    |           | [ Global Default] Any person who makes a false representation in an effort to alter or obtain information from the Social Security Administration may be punished by a fine or imprisonment, or both. If you understand and agree to these terms, press one. Otherwise press two   | Yes      |
| 55014          | 5002-KBA-AttestationYN-Timeout1  |           | Sorry, I didn't hear anything. Do you understand and agree to these terms? Please say YES or NO.   | Yes      |

|       |                                 |                                     |  |     |
|-------|---------------------------------|-------------------------------------|--|-----|
| 55015 | 5002-KBA-AttestationYN-Timeout2 |                                     | I'm sorry, but I still didn't hear anything. Any person who makes a false representation in an effort to alter or obtain information from the Social Security Administration may be punished by a fine or imprisonment, or both. Do you understand and agree with these terms? You can say YES or press 1; or NO or press 2.   | Yes |
| 55016 | 5002-KBA-AttestationYN-Help     |                                     | Before we can continue, I need to know that you understand and agree with the following warning. Any person who makes a false representation in an effort to alter or obtain information from the Social Security Administration may be punished by a fine or imprisonment, or both. Do you understand and agree to these terms? You can say YES or press 1, or NO or press 2. | Yes |
| 00120 | 5002-KBA-AttestationYN-Success1 | Caller says Yes                     | Alright.   | N/A |
| 12101 | 5002-KBA-AttestationYN-Success2 | Caller says No or max retry/timeout | Thank you for calling Social Security. Goodbye.  | N/A |

| REQID                             | Vocabulary                                      | DTMF | Action   | Confirm. |
|-----------------------------------|---|------|--|----------|
| 5002-KBA-AttestationYN-Option-Yes | Yes and usual synonyms (including "[Yes] I do") | 1    | Play 5002_AttestationYN-Prompt-Success-1<br>Set Attestation Flag to 1<br>Go to: <a href="#">5003-Reverse ANI Look up</a> | Never    |
| 5002-KBA-AttestationYN-Option-No  | No and usual synonyms                           | 2    | Play 5002_AttestationYN-Prompt-Success-2<br>And then hang up   | Never    |

| Reporting   |      |   |   |                               |
|-------------|------|---|---|-------------------------------|
| Record = U- | RECL | -DM_5002-(Call Duration at start),T-RECL- | 0000 = Success<br>0001 = Error<br>0002 = Max No Input<br>0003 = Max No Match<br>0200 = Caller Hang Up | -Call duration at process end |

| Developer notes |
|-----------------|
|                 |

## 5003-Reverse ANI Look up

### Reverse ANI Lookup



#### Database Query

Upon Capturing ANI, acquire first and last name for this caller.

#### Entering from

4999-Check Null Condition, [5001-Attestation Flag Check](#), [5002-AttestationYN](#)

| Input Field          | Description  |
|----------------------|--|
| ANI Telephone number | Caller telephone number  |
| Output Field         | Description  |
| Account Name         | Account Name per this telephone number. To be returned as: First_Name, Last_Name OR First_Initial, Last_Name as indicated by the telephone listing |

| <b>DB Return Value</b>  | <b>Action</b>  |  |
|---|--|--|
| Status Code = 00  | Write 0000 to reporting trigger, Go to: Condition Check      |  |
| Status Code = 08  | Write 0503 to reporting trigger, Go to: Condition DB failure |  |
| Status Code = 09  | Write 0408 to reporting trigger, Go to: Condition DB failure |  |
| <b>REQID</b>  | <b>Condition</b>   | <b>Action</b>  |
| 5003-KBA-Reverse ANI Look Up-Condition-No Match               | If no match for telephone                                    | Set Caller-First-name to NULL<br>Set Caller-Last-Name to NULL<br>Go to: 5005-Social Security Check Condition   |
| 5003-KBA-Reverse ANI Look Up-Condition-Match and Confidential | If match and Name confidential                               | Set Caller-First-name to NULL<br>Set Caller-Last-Name to NULL<br>Go to: 5005-Social Security Check Condition   |
| 5003-KBA-Reverse ANI Look Up-Condition-Other                  | Else   | Set Caller-First-name to first name found in White Pages, even if it is only an initial<br>Set Caller-Last-Name to last name found in White Pages<br>Go to: 5005-Social Security Check Condition |
| 5003-KBA-Reverse ANI Look Up-Condition-Data Base Failure      | DB failure   | Set Caller-First-name to NULL<br>Set Caller-Last-Name to NULL<br>Go to: 5005-Social Security Check Condition   |

| <b>Reporting</b>  |
|---|
| Save call duration at module start time<br><br>[0000 = Success]<br>[0001 = System Error]  |
| Record = D-KBPW-HDB_5003-(Call Duration at start),T-KBPW-[0408 = Resource Not Available]-Call duration at process end<br><br>[0503 = Not Valid Data]<br>[0004 = Caller Hang Up] |

| <b>Developer Notes</b>   |
|--|
| <p>Reverse ANI lookup returns name data in many formats. The following rules apply to the handling of first and last names received from the Reverse ANI Lookup string.</p> <p><b>For all names:</b><br/>                     All punctuation shall be removed<br/>                     Numbers shall be removed<br/>                     Single and double letters shall be ignored<br/>                     Any titles or common suffixes shall be removed (Dr Jr II etc.)<br/>                     Any contiguous collection of non-whitespace characters beside the above are taken as a name.<br/>                     Very short names like 'A' will be ignored on the assumption that these would fail to match SSA records.</p> <p><b>First Names</b><br/>                     Multiple names shall be broken down to individual names (i.e. John &amp; Joan would be added to the verification grammar as 2 entries 1 for John and a second for Joan). These names will be sent to the parallel grammar referenced in DM 5035.</p> <p><b>Last Name</b><br/>                     Multiple last names will not be added individually to the verification grammar, but as a single entry (i.e. Smith-Jones would be added to the grammar as one entry Smith Jones.). This name will be sent to the parallel grammar referenced in DM 5045.</p> |

## 5005-Social Security Check Condition



### Entering from

5003-Reverse ANI Look up

| REQID   | Condition     | Action   |
|---|---------------|--|
| 5005-KBA-Social Security Check Condition-Condition-0    | If SSN = null | Go to: <a href="#">5020-GetSSNumber-SSN</a>  |
| 5005-KBA-Social Security Check Condition-Condition-else | If SSN else   | Report V Transaction per module note, Go to: <a href="#">5030-GetFirstName Check Condition</a> |

### Module Notes

V-KBPW-SSN\_1-(duration),T-KBPW-0000-(duration)

## 5020-GetSSNumber-SSN

### Social Security DialogModule™



Get the caller's Social Security Number

### Entering from

[5005 Social Security Check Condition](#)

| Prompts Message Number | REQID                                | Wording   |
|------------------------|--------------------------------------|---|
| 50201                  | 5020-KBA-GetSSNumber-Prompt-Initial  | Please say your Social Security number like this: 1 2 3 – 4 5 – 6 7 8 9, or enter it on your keypad.  |
| 50202                  | 5020-KBA-GetSSNumber-Prompt-Retry1   | [Global Default] Please say your nine digit social security number quickly like this: 1 2 3 – 4 5 – 6 7 8 9, or enter it on your keypad.  |
| 50203                  | 5020-KBA-GetSSNumber-Prompt-Retry2   | [Global Default] Try entering it on the telephone keypad.   |
| 50204                  | 5020-KBA-GetSSNumber-Prompt-Timeout1 | Sorry, I didn't hear anything. Please enter or say your nine digit social security number now.  |
| 50205                  | 5020-KBA-GetSSNumber-Prompt-Timeout2 | I'm sorry, but I still didn't hear anything. Try saying your social security number one digit at a time. It works best if you speak at a normal pace. For example: 1 2 3 – 4 5 – 6 7 8 9.   |
| 50206                  | 5020-KBA-GetSSNumber-Prompt-Help     | You can tell me your nine digit social security number by simply saying it one digit at a time. For example: 1 2 3 – 4 5 – 6 7 8 9. It works best if you don't use double digit numbers like sixty-seven or eighty-nine. Please try it again now. |

| Option                          | Vocabulary  | DTMF  | Action                        | Confirm. |
|---------------------------------|---|-------|-------------------------------|----------|
| 5020-KBA-GetSSNumber-Option-SSN | <SSN><br>Allow prefix phrases:<br>[ok   alright] [it is   [my] social security number is] | <SSN> | <no action here – confirm it> | Always   |

| Confirmation prompts |   |  |   |
|----------------------|---|--|---|
| Message Number       | REQID   | Wording  | Result  |
| 50207                | 5020-KBA-GetSSNumber-ConfPrompt-SSN1                | This is important, so I want to make sure I have it right. Your social security number is: |   |
| 50208                | 5020-KBA-GetSSNumber-ConfPrompt-SSN2                | Okay, now I think I've got it right. Your social security number is:                       |   |
|                      | <SS_Num>  | CPR  | 1 2 3 – 4 5 – 6 7 8 9   |
| 50209                | 5020-KBA-GetSSNumber-ConfPrompt-SSN3                | Is that right?   | <i>This is important, so I want to make sure I have it right. Your social security number is: 1 2 3 – 4 5 – 6 7 8 9. Is that right?</i> |
| 00118<br><SSN>       | 5020-KBA-GetSSNumber-ConfPrompt-SSNretry            | I think you said<br><SSN>.   |   |
| 00119                | <SSN><br>5020-KBA-GetSSNumber-ConfPrompt-SSNtimeout | Is that correct?   |   |

| REQID                               | Vocabulary   | Action   | Confirm. |
|-------------------------------------|--|--|----------|
| 5020-KBA-GetSSNumber-ConfOption-Yes | “Yes [it is]”<br>“[Yes] that's right”<br>“Right”<br>“[That's] correct” | Go to: <a href="#">5030-GetFirstName Check Condition</a> | Never    |
| 5020-KBA-GetSSNumber-ConfOption-No  | “No [it isn't]”<br>“[No] that's not right”                             | Re-enter Dialog Module per default behavior              | Never    |

| DialogModule parameters                         |             |
|---|-------------|
| Parameter                                       | Value       |
| 5020-KBA-GetSSNumber-Parameter                  |             |
| after_end_of_speech_timeout (incompletetimeout) | 2500 msec   |
| before_begin_of_speech_timeout                  | 7,000 ms    |
| allowing_barge_in                               | True        |
| max_speech_duration                             | 20,000 msec |
| Interdigittimeout                               | 5500 msec   |
| low confidence threshold                        | .100        |

| Event logging  |                       |                               |
|--|-----------------------|-------------------------------|
| Record = U-KBPW-DM_5020-(Call Duration at start),T-KBPW- | 0000 = Success        | -Call duration at process end |
|  | 0001 = Error          |                               |
|  | 0002 = Max No Input   |                               |
|  | 0003 = Max No Match   |                               |
|  | 0200 = Caller Hang Up |                               |

|  |                                   |  |
|--|-----------------------------------|--|
|  | 0303 = Max No Confirm             |  |
|  | 0304 = Max Help                   |  |
|  | 0310 = Caller Requested Main Menu |  |
|  | 0311 = Caller Requested Agent     |  |
| <b>Developer notes</b>   |                                   |  |
| <b>DialogModule Notes</b>  |                                   |  |
| <ul style="list-style-type: none"> <li>Area, group or serial number containing only zeros are invalid</li> <li>“Dashes” and “hyphens” should be ignored when uttered by the caller, but these utterances may be discarded by the recognizer itself</li> <li>DTMF and speech expect 9 digits. It may be possible to speak more than 9 digits, but only nine digits will be recognized (Note: Point to non-standard grammar that includes Natural Numbers)</li> </ul> <p>Fill semantic item &lt;SS_Num&gt;</p> <p><b>Set Confidential Flag to TRUE</b></p> |                                   |  |

### 5030-GetFirstName Check Condition



|  |                      |   |
|--|----------------------|---|
| <b>Entering from</b>                                       |                      |   |
| 5005-Social Security Check Condition, 5020-GetSSNumber-SSN |                      |   |
| <b>REQID</b>   | <b>Condition</b>     | <b>Action</b>   |
| 5030-KBA-GetFirstName Check Condition-Condition-null       | If First Name = null | Go to: <a href="#">5035A-GetFirstName Say and Spell</a>                                     |
| 5030-KBA-GetFirstName Check Condition-Condition-else       | If First Name else   | Report V Transaction per module note, Go to: <a href="#">5040-Last Name Check Condition</a> |
| <b>Module Notes</b>  |                      |   |
| V-KBPW-FN_1-(duration),T-KBPW-0000-(duration)              |                      |   |

### 5035A-GetFirstName Say and Spell



|  |  |
|--|--|
| <b>Name DialogModule™</b>  |  |
| Caller enters this module for standard name collection. No TNRS database check has occurred yet. |  |
| <b>Entering from</b>   |  |
| <a href="#">5030-GetFirstName Check Condition</a>  |  |

| <b>Prompts</b>     |  |                  |  |
|--------------------|--|------------------|--|
| <b>Msg. Number</b> | <b>REQ ID</b>                            | <b>Condition</b> | <b>Wording</b>   |
| 82045              | 5035-A-KBA-GetFirstName Prompt-Initial-1 | Initial          | Now, please say and then spell just your FIRST name. [Short Pause] For example if your first name was Robin, you'd say "Robin, R O B I N". Go ahead. |
| 82046              | 5035-A-KBA-GetFirstName Prompt-Timeout1  | Time out 1       | Sorry, I didn't hear you. Go ahead and say, then spell, just your first name.  |
| 82047              | 5035-A-KBA-GetFirstName Prompt-Timeout2  | Time out 2       | I'm afraid I still can't hear you. Please say your first name and then spell it, like this: "Susan, S U S A N".                                      |
| 50328              | 5035-A-KBA-GetFirstName Prompt-SayHelp   | Help             | I need you to say your first name and then spell it for me, for example if your first name was Nick, you'd say "Nick N I C K."                       |

| <b>REQ ID</b>                             | <b>Vocabulary</b> | <b>DTMF</b> | <b>Action</b>  | <b>Confirm.</b> |
|---|-------------------|-------------|--|-----------------|
| 5035-A-KBA-GetFirstName Option-FirstName  | <first_name>      | --          | Play 5035-A-KBA-GetFirstName Prompt-Success-1<br><br>Go to: <a href="#">5040-Last Name Check Condition</a> | ALWAYS          |
| 5035-A-KBA-GetFirstName Option-MaxTimeout | --                | --          | Go to: <a href="#">5050-Name-ExitFailure-Msg</a>   | --              |
| 5035-A-KBA-GetFirstName Option-MaxRetry   | --                | --          | Play [Global Default] (I'm sorry, I didn't understand you)<br><br>Go to: <a href="#">5115-PostSSN-DB</a> , | --              |

| <b>Confirmation Prompts</b> |  |   |   |  |
|-----------------------------|--|---|---|--|
| <b>Msg. Number</b>          | <b>REQ ID</b>                                  | <b>Wording</b>  | <b>Result</b>   | <b>Action</b>  |
| 82053                       | 5035-A-KBA-GetFirstName ConfPrompt-FirstName-1 | Let me read that back. First name:  | "Let me read that back. First Name < First Name > spelled < First Name Spelling >, did I get that right?" | If Yes:<br>Play 5035-A-KBA-GetFirstName Prompt-Success-1<br><br>Then Go to: <a href="#">5040-Last Name Check Condition</a><br><br>If No:<br>Play 5035-A-KBA-ConfirmationApology-Prompt, Go to: <a href="#">5115-PostSSN-DB</a> |
|                             |  | < First Name >  |   |  |
| 50337                       | 5035-A-KBA-GetFirstName ConfPrompt-FirstName-2 | ...spelled:   |   |  |
|                             | CPR  | < First Name Spelling >   |   |  |
| 50342                       | 5035-A-KBA-GetFirstName ConfPrompt-FirstName-3 | Did I get that right?   |   |  |
| 82054                       | 5035-A-KBA-GetFirstName ConfPrompt-Retry1      | Sorry, I didn't catch that. Please say "yes," or "no".                    | Retry1 on Confirmation  | If Yes:<br>Play 5035-A-KBA-GetFirstName Prompt-Success-1<br>Then Go to: <a href="#">5040-Last Name Check Condition</a><br><br>If No:<br>Play 5035-A-KBA-ConfirmationApology-Prompt Go to: <a href="#">5115-PostSSN-DB</a>      |
| 82055                       | 5035-A-KBA-GetFirstName ConfPrompt-Retry2      | Sorry, I still didn't catch that. If 'yes' press one, otherwise press two | Retry2 on Confirmation  | If Yes:<br>Play 5035-A-KBA-GetFirstName Prompt-Success-1<br>Then Go to: <a href="#">5040-Last Name Check Condition</a><br><br>If No:<br>Play 5035-A-KBA-ConfirmationApology-Prompt Go to: <a href="#">5115-PostSSN-DB</a>      |



|       |   |  |  |   |
|-------|---|--|--|---|
| 82056 | 5035-A-KBA-GetFirstName<br>ConfPrompt-Timeout1          | Sorry, I didn't hear you. I need to know if I got your name right. Please say "yes" or "no".       | Timeout1 on Confirmation                 | If Yes:<br>Play 5035-A-KBA-GetFirstName Prompt-Success-1<br>Then Go to: <u>5040-Last Name Check Condition</u><br><br>If No:<br>Play 5035-A-KBA-ConfirmationApology-Prompt Go to: <u>5115-PostSSN-DB</u> |
| 82057 | 5035-A-KBA-GetFirstName<br>ConfPrompt-Timeout2          | Sorry, I still didn't hear you. I need to know if I got your name right. Please say "yes" or "no". | Timeout2 on Confirmation                 | If Yes:<br>Play 5035-A-KBA-GetFirstName Prompt-Success-1<br>Then Go to: <u>5040-Last Name Check Condition</u><br><br>If No:<br>Play 5035-A-KBA-ConfirmationApology-Prompt Go to: <u>5115-PostSSN-DB</u> |
| 50348 | 5035-A-KBA-ConfirmationApology-Prompt                   | Sorry about that. Let's try again.   | Apology                                  |   |
| 00122 | 5035-A-KBA-GetFirstName<br>Prompt-Success-1             | Thanks   | Success                                  |   |
| 00250 | 5035-A-KBA-GetFirstName<br>ConfPrompt-InvalidOrTimeout3 | [250 ms silence]   | Max Timeout OR Max Retry at Confirmation | Go to: <u>5050-Name-ExitFailure-Msg</u>   |

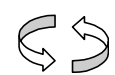
**Event logging**

|  |                                   |                               |
|--|-----------------------------------|-------------------------------|
| Record = U-KBPW-DM_5035-(Call Duration at start),T-KBPW- | 0000 = Success                    | -Call duration at process end |
|  | 0001 = Error                      |                               |
|  | 0002 = Max No Input               |                               |
|  | 0003 = Max No Match               |                               |
|  | 0200 = Caller Hang Up             |                               |
|  | 0303 = Max No Confirm             |                               |
|  | 0304 = Max Help                   |                               |
|  | 0310 = Caller Requested Main Menu |                               |
|  | 0311 = Caller Requested Agent     |                               |

**Developer notes**

Collection Max Retry is set to 0.  
 Collection Max Timeout is set to 2  
 Single character recognition will be treated as an out of grammar response.  
 If there is a no-match/rejection error, OR if the caller gives a "No" confirmation to the name, the system checks the ANI and SSN, loads all associated names into a custom grammar and then switches to the SPELL-ONLY fallback, which is announced in prompts Respell1, Respell2, Respell3, and SpellHelp. This matches the spell-only fallback strategy in TPPW, which is based on the Nuance Name OSDM callflow.  
**Set Confidential Flag to TRUE**

**5035B-GetFirstName Spell Only**



**Name DialogModule™**

Caller enters this module AFTER TNRS database transaction.

**Entering from**

5115-PostSSN-DB

**Prerequisite**

If SSN Post Flag = 1 Load all <First Name> returned from SSN Post into custom spell-only grammar

**Prompts**

| Msg. Number | Req ID                                   | Condition       | Wording   |
|-------------|--|-----------------|---|
| 82049       | 5035-B-KBA-GetFirstName Prompt-Respell1  | Initial         | Please just SPELL your first name, like this: "J O H N".  |
| 82051       | 5035-B-KBA-GetFirstName Prompt-Respell2  | Timeout1/Retry1 | Sorry, I didn't catch that. Saying just the letters of the alphabet, please spell your first name quickly. For example, if your name were Robin, instead of saying R as in Radar, O as in Oscar, you could just say R O B I N. Go ahead. Spell your first name now. |
| 50333       | 5035-B-KBA-GetFirstName Prompt-Respell3  | Timeout2/Retry2 | [Global Default] Please spell your first name one more time. And remember, please use ONLY the letters of the alphabet and speak quickly. Go ahead.   |
| 82052       | 5035-B-KBA-GetFirstName Prompt-SpellHelp | Help            | I need to get the spelling of your first name. For example, if your first name was Nick, you'd say "N I C K." Go ahead.   |

| Req ID                                    | Vocabulary   | DTMF | Action   | Confirm. |
|---|--------------|------|--|----------|
| 5035-B-KBA-GetFirstName Option-FirstName  | <first_name> | --   | Play 5035-B-KBA-GetFirstName Prompt-Success-1<br><br>Go to: <a href="#">5040-Last Name Check Condition</a> | ALWAYS   |
| 5035-B-KBA-GetFirstName Option-MaxTimeout | --           | --   | Go to: <a href="#">5050-Name-ExitFailure-Msg</a>   | --       |
| 5035-B-KBA-GetFirstName Option-MaxRetry   | --           | --   | Go to: <a href="#">5050-Name-ExitFailure-Msg</a>   | --       |

**Confirmation**

| Msg. Number | REQ ID   | Wording   | Result  | Action  |
|-------------|--|---|---|---|
| 82053       | 5035-B-KBA-GetFirstName ConfPrompt-FirstName-1 | Let me read that back.<br>First name:                                     | "Let me read that back. First Name < First Name > spelled < First Name Spelling >, did I get that right?" | If Yes:<br>Play 5035-B-KBA-GetFirstName Prompt-Success-1<br>Then Goto <a href="#">5040-Last Name Check Condition</a><br><br>If No:<br>Play 5035-B-KBA-ConfirmationApology-Prompt, re-enter this module. |
|             |  | < First Name >  |   |   |
| 50337       | 5035-B-KBA-GetFirstName ConfPrompt-FirstName-2 | ...spelled:   |   |   |
|             | CPR  | < First Name Spelling >   |   |   |
| 50342       | 5035-B-KBA-GetFirstName ConfPrompt-FirstName-3 | Did I get that right?   |   |   |
| 82054       | 5035-B-KBA-GetFirstName ConfPrompt-Retry1      | Sorry, I didn't catch that. Please say "yes," or "no".                    | Retry1 on Confirmation  | If Yes:<br>Play 5035-B-KBA-GetFirstName Prompt-Success-1<br>Then Goto <a href="#">5040-Last Name Check Condition</a><br><br>If No: 5035-B-KBA-ConfirmationApology-Prompt, re-enter this module.         |
| 82055       | 5035-B-KBA-GetFirstName ConfPrompt-Retry2      | Sorry, I still didn't catch that. If 'yes' press one, otherwise press two | Retry2 on Confirmation  | If Yes:<br>Play 5035-B-KBA-GetFirstName Prompt-Success-1<br>Then Goto <a href="#">5040-Last Name Check Condition</a><br><br>If No:<br>Play 5035-B-KBA-ConfirmationApology-Prompt, re-enter this module. |

|       |   |  |  |  |
|-------|---|--|--|--|
| 82056 | 5035-B-KBA-GetFirstName<br>ConfPrompt-Timeout1          | Sorry, I didn't hear you. I need to know if I got your name right. Please say "yes" or "no".       | Timeout1 on Confirmation                 | If Yes:<br>Play 5035-B-KBA-GetFirstName<br>Prompt-Success-1<br>Then Goto 5040- Last Name<br>Check Condition<br><br>If No:<br>Play 5035-B-KBA-ConfirmationApology-Prompt, re-enter this module. |
| 82057 | 5035-B-KBA-GetFirstName<br>ConfPrompt-Timeout2          | Sorry, I still didn't hear you. I need to know if I got your name right. Please say "yes" or "no". | Timeout2 on Confirmation                 | If Yes:<br>Play 5035-B-KBA-GetFirstName<br>Prompt-Success-1<br>Then Goto 5040- Last Name<br>Check Condition<br><br>If No:<br>Play 5035-B-KBA-ConfirmationApology-Prompt, re-enter this module. |
| 50348 | 5035-B-KBA-ConfirmationApology-Prompt                   | Sorry about that. Let's try again.   | Apology                                  |  |
| 00122 | 5035-B-KBA-GetFirstName<br>Prompt-Success-1             | Thanks   | Success                                  |  |
| 00250 | 5035-B-KBA-GetFirstName<br>ConfPrompt-InvalidOrTimeout3 | [250 ms silence]   | Max Timeout OR Max Retry at Confirmation | Go to: 5050-Name-ExitFailure-Msg   |

**Event logging**

|  |                                   |                               |
|--|-----------------------------------|-------------------------------|
| Record = U-KBPW-DM_5035-(Call Duration at start),T-KBPW- | 0000 = Success                    | -Call duration at process end |
|  | 0001 = Error                      |                               |
|  | 0002 = Max No Input               |                               |
|  | 0003 = Max No Match               |                               |
|  | 0200 = Caller Hang Up             |                               |
|  | 0303 = Max No Confirm             |                               |
|  | 0304 = Max Help                   |                               |
|  | 0310 = Caller Requested Main Menu |                               |
|  | 0311 = Caller Requested Agent     |                               |

**Developer notes**

If condition = Success, load all returned names into custom spell-only grammar

If condition = Failure, use existing spell-only grammar

Single character recognition will be treated as an out of grammar response.

If there is a no-match/rejection error, OR if the caller gives a "No" confirmation to the name, the system checks the ANI and SSN, loads all associated names into a custom grammar and then switches to the SPELL-ONLY fallback, which is announced in prompts Respell1, Respell2, Respell3, and SpellHelp. This matches the spell-only fallback strategy in TPPW, which is based on the Nuance Name OSDM callflow.

Respell 3 is conditional -- may not always play depending on the number of retries/confirmations played.

Max Timeout/ Retry set to 4

**Set Confidential Flag to TRUE**

When invoking recognition and the Caller-First-name variable is not null, invoke a parallel verification grammar provided by Nuance as a JSP, seeded with the contents of the Caller-First-name variable.

Set confidence levels to .400

## 5040-Last Name Check Condition



### Entering from

5030-GetFirstName Check Condition, 5035A-GetFirstName Say and Spell, 5035B-GetFirstName Spell Only

| REQID   | Condition           | Action  |
|---|---------------------|---|
| 5040-KBA Last Name Check Condition-Condition-null | If Last Name = null | Go to: <a href="#">5045A-GetLastName Say and Spell</a>                                    |
| 5040-KBA-Last Name Check Condition-Condition-else | If Last Name else   | Report V Transaction per module note, Go to: <a href="#">5090-AltName Check Condition</a> |

### Module Notes

V-KBPW-LN\_1-(duration),T-KBPW-0000-(duration)

## 5045A-GetLastName Say and Spell



### Name DialogModule™

Caller enters this module for standard name collection, TNRS data has not been collected or is not yet in use.

### Entering from

[5040- Last Name Check Condition](#)

### Prompts

| Msg. Number | Req ID                                  | Condition  | Wording  |
|-------------|---|------------|--|
| 82058       | 5045-A-KBA-GetLastName Prompt-Initial-1 | Initial    | Now I just need your last name. Please SAY and then SPELL JUST your last name. For example, if your last name was Kusack, you'd say Kusack, K U S A C K. Go ahead. |
| 82059       | 5045-A GetLastName-Prompt-Timeout1      | Time out 1 | Sorry, I didn't hear you. Go ahead and say, then spell, your last name, for example, "Smith, S M I T H."   |
| 82060       | 5045-A-GetLastName-Prompt-Timeout2      | Time out 2 | I'm afraid I still can't hear you. Please say your last name and then spell it, for example, "Smith, S M I T H."   |
| 82066       | 5045-A-KBA-GetLastName Prompt-SayHelp   | Help       | I need you to say your last name and then spell it for me. For example, if your last name was O'Neal, you'd say, "O'Neal, O N E A L."                              |

| Req ID                                    | Vocabulary  | DTMF | Action   | Confirm. |
|---|-------------|------|--|----------|
| 5045-A-KBA-GetLastName Option-LastName    | <last_name> | --   | Play 5045-A-KBA-GetLastName Prompt-Success-1<br>Go to: <a href="#">5090-AltName Check Condition</a>  | ALWAYS   |
| 5045-A-KBA-GetLastName Option-MaxTimeouts | --          | --   | Go to: <a href="#">5050-Name-ExitFailure-Msg</a>   | --       |
| 5045-A-KBA-GetLastName Option-MaxRetry    | --          | --   | Play [Global Default] (I'm sorry, I didn't understand you)<br>Go to: <a href="#">5115-PostSSN-DB</a> | --       |

| <b>Confirmation Prompts</b>                              |  |  |  |  |
|--|--|--|--|--|
| <b>Msg. Number</b>                                       | <b>Req ID</b>  | <b>Wording</b>   | <b>Result</b>  | <b>Action</b>  |
| 82175  | 5045-A-KBA-GetLastName<br>ConfPrompt-LastName-1        | Let me read that back. Last name:  | "Let me read that back. Last Name < Last Name > spelled < Last Name Spelling >, did I get that right?" | If Yes:<br>Play 5045-A-KBA-GetLastName Prompt-Success-1<br>Then Go to: <a href="#">5090-AltName Check Condition</a><br><br>If No:<br>Play 5045-A-GetLastName-ConfirmationApology-Prompt Go to: <a href="#">5115-PostSSN-DB</a> |
|  |  | < Last Name >  |  |  |
| 50337  | 5045-A-KBA-GetLastName<br>ConfPrompt-LastName-2        | ...spelled:  |  |  |
|  | CPR  | < Last Name Spelling >   |  |  |
| 50342  | 5045-A-KBA-GetLastName<br>ConfPrompt-LastName-3        | Did I get that right?  |  |  |
| 82054  | 5045-A-KBA-GetLastName<br>ConfPrompt-Retry1            | Sorry, I didn't catch that. Please say "yes," or "no".   | Retry1 on Confirmation   | If Yes:<br>Play 5045-A-KBA-GetLastName Prompt-Success-1<br>Then Go to: <a href="#">5090-AltName Check Condition</a><br><br>If No:<br>Play 5045-A-GetLastName-ConfirmationApology-Prompt Go to: <a href="#">5115-PostSSN-DB</a> |
| 82055  | 5045-A-KBA-GetLastName<br>ConfPrompt-Retry2            | Sorry, I still didn't catch that. If 'yes' press one, otherwise press two                          | Retry2 on Confirmation   | If Yes:<br>Play 5045-A-KBA-GetLastName Prompt-Success-1<br>Then Go to: <a href="#">5090-AltName Check Condition</a><br><br>If No:<br>Play 5045-A-GetLastName-ConfirmationApology-Prompt Go to: <a href="#">5115-PostSSN-DB</a> |
| 82056  | 5045-A-KBA-GetLastName<br>ConfPrompt-Timeout1          | Sorry, I didn't hear you. I need to know if I got your name right. Please say "yes" or "no".       | Timeout1 on Confirmation   | If Yes:<br>Play 5045-A-KBA-GetLastName Prompt-Success-1<br>Then Go to: <a href="#">5090-AltName Check Condition</a><br><br>If No:<br>Play 5045-A-GetLastName-ConfirmationApology-Prompt Go to: <a href="#">5115-PostSSN-DB</a> |
| 82057  | 5045-A-KBA-GetLastName<br>ConfPrompt-Timeout2          | Sorry, I still didn't hear you. I need to know if I got your name right. Please say "yes" or "no". | Timeout2 on Confirmation   | If Yes:<br>Play 5045-A-KBA-GetLastName Prompt-Success-1<br>Then Go to: <a href="#">5090-AltName Check Condition</a><br><br>If No:<br>Play 5045-A-GetLastName-ConfirmationApology-Prompt Go to: <a href="#">5115-PostSSN-DB</a> |
| 50394  | 5045-A-KBA-GetLastName Prompt-Success-1                | Got it.  | Success  |  |
| 50348  | 5045-A-KBA-ConfirmationApology-Prompt                  | Sorry about that. Let's try again.   | Apology  |  |
| 00250  | 5045-A-KBA-GetLastName<br>ConfPrompt-InvalidOrTimeout3 | [250 ms silence]   | Max Timeout OR Max Retry at Confirmation   | Go to: <a href="#">5050-Name-ExitFailure-Msg</a>   |
| <b>Event logging</b>                                     |  |  |  |  |
| Record = U-KBPW-DM_5045-(Call Duration at start),T-KBPW- |  |  | 0000 = Success   | -Call duration at process end  |
|  |  |  | 0001 = Error   |  |
|  |  |  | 0002 = Max No Input  |  |

|                                   |
|-----------------------------------|
| 0003 = Max No Match               |
| 0200 = Caller Hang Up             |
| 0303 = Max No Confirm             |
| 0304 = Max Help                   |
| 0310 = Caller Requested Main Menu |
| 0311 = Caller Requested Agent     |

**Developer notes**

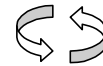
Collection Max Retry is set to 0.

Collection Max Timeout is set to 2

. If there is a no-match/rejection error, OR if the caller gives a "No" confirmation to the name, the system checks the ANI and SSN, loads all associated names into a custom grammar and then switches to the SPELL-ONLY fallback, which is announced in prompts Respell1, Respell2, Respell3, and SpellHelp. This matches the spell-only fallback strategy in TPPW, which is based on the Nuance Name OSDM callflow.

**Set Confidential Flag to TRUE**

## 5045B-GetLastName Spell Only



### Name DialogModule™

Caller enters this module AFTER TNRS database transaction.

**Entering from**

5115-PostSSN-DB

**Prerequisite**

|                      |  |
|----------------------|--|
| If SSN Post Flag = 1 | Load all <Last Name> returned from SSN Post into custom spell-only grammar |
|----------------------|--|

**Prompts**

| Msg. Number | REQ ID                                  | Condition       | Wording  |
|-------------|---|-----------------|--|
| 82062       | 5045-B-KBA-GetLastName Prompt-Respell1  | Initial         | Please SPELL your last name for me, like this: "S M I T H".  |
| 82064       | 5045-B-KBA-GetLastName Prompt-Respell2  | Timeout1/Retry1 | Sorry, I didn't catch that. Go ahead and spell your last name again. For example, if your name was O'Neal, you would say "O N E A L".  |
| 50322       | 5045-B-KBA-GetLastName Prompt-Respell3  | Timeout2/Retry2 | [Global Default]. If the last name has an apostrophe, space or a hyphen in it, you can just skip that. For example, if it's a two-part name like Folsom hyphen Jones, you should just drop the hyphen and not worry about capital letters. Just say f-o-l-s-o-m-j-o-n-e-s. Try spelling the last name one more time. |
| 82065       | 5045-B-KBA-GetLastName Prompt-SpellHelp | Help            | I need you to spell your last name. For example, if your last name was O'Neal, you'd say "O N E A L."  |

| REQ ID                                    | Vocabulary  | DTMF | Action  | Confirm. |
|---|-------------|------|---|----------|
| 5045-B-KBA-GetLastName Option-LastName    | <last_name> | --   | Play 5045-B-KBA-GetLastName Prompt-Success-1<br>Go to: <a href="#">5090-AltName Check Condition</a> | ALWAYS   |
| 5045-B-KBA-GetLastName Option-MaxTimeouts | --          | --   | Go to: <a href="#">5050-Name-ExitFailure-Msg</a>  | --       |

| 5045-B-KBA-GetLastName      | Option-MaxRetry                                     | --   | --   | Go to: <a href="#">5050-Name-ExitFailure-Msg</a>   | -- |
|-----------------------------|---|--|--|--|----|
| <b>Confirmation Prompts</b> |   |  |  |  |    |
| <b>Msg. Number</b>          | <b>REQ ID</b>                                       | <b>Wording</b>   | <b>Result</b>  | <b>Action</b>  |    |
| 82175                       | 5045-B-KBA-GetLastName<br>ConfPrompt-LastName-1     | Let me read that back. Last name:  | "Let me read that back. Last Name < Last Name > spelled < Last Name Spelling >, did I get that right?" | If Yes:<br>Play 5045-B-KBA-GetLastName Prompt-Success-1<br>Then Go to: <a href="#">5090-AltName Check Condition</a>  |    |
|                             |   | < Last Name >  |  | If No:<br>Play 5045-B-KBA-GetLastName ConfirmationApology-Prompt, re-enter this module.  |    |
| 50337                       | 5045-B-KBA-GetLastName<br>ConfPrompt-LastName-2     | ...spelled:  |  |  |    |
|                             | CPR   | < Last Name Spelling >   |  |  |    |
| 50342                       | 5045-B-KBA-GetLastName<br>ConfPrompt-LastName-3     | Did I get that right?  |  |  |    |
| 82054                       | 5045-B-KBA-GetLastName<br>ConfPrompt-Retry1         | Sorry, I didn't catch that. Please say "yes," or "no".   | Retry1 on Confirmation   | If Yes:<br>Play 5045-B-KBA-GetLastName Prompt-Success-1<br>Then Go to: <a href="#">5090-AltName Check Condition</a><br><br>If No:<br>Play 5045-B-KBA-GetLastName ConfirmationApology-Prompt, re-enter this module. |    |
| 82055                       | 5045-B-KBA-GetLastName<br>ConfPrompt-Retry2         | Sorry, I still didn't catch that. If 'yes' press one, otherwise press two                          | Retry2 on Confirmation   | If Yes:<br>Play 5045-B-KBA-GetLastName Prompt-Success-1<br>Then Go to: <a href="#">5090-AltName Check Condition</a><br><br>If No:<br>Play 5045-B-KBA-GetLastName ConfirmationApology-Prompt, re-enter this module. |    |
| 82056                       | 5045-B-KBA-GetLastName<br>ConfPrompt-Timeout1       | Sorry, I didn't hear you. I need to know if I got your name right. Please say "yes" or "no".       | Timeout1 on Confirmation   | If Yes:<br>Play 5045-B-KBA-GetLastName Prompt-Success-1<br>Then Go to: <a href="#">5090-AltName Check Condition</a><br><br>If No:<br>Play 5045-B-KBA-GetLastName ConfirmationApology-Prompt, re-enter this module. |    |
| 82057                       | 5045-B-KBA-GetLastName<br>ConfPrompt-Timeout2       | Sorry, I still didn't hear you. I need to know if I got your name right. Please say "yes" or "no". | Timeout2 on Confirmation   | If Yes:<br>Play 5045-B-KBA-GetLastName Prompt-Success-1<br>Then Go to: <a href="#">5090-AltName Check Condition</a><br><br>If No:<br>Play 5045-B-KBA-GetLastName ConfirmationApology-Prompt, re-enter this module. |    |
| 50394                       | 5045-B-KBA-GetLastName Prompt-Success-1             | Got it.  | Success  |  |    |
| 50348                       | 5045-B-KBA-GetLastName ConfirmationApology-A Prompt | Sorry about that. Let's try again.   | Apology  |  |    |
| 00250                       | 5045-B-KBA-GetLastName ConfPrompt-InvalidOrTimeout3 | [250 ms silence]   | Max Timeout OR Max Retry at Confirmation   | Go to: <a href="#">5050-Name-ExitFailure-Msg</a>   |    |

| Event logging  |                                   |                               |
|--|-----------------------------------|-------------------------------|
| Record = U-KBPW-DM_5045-(Call Duration at start),T-KBPW- | 0000 = Success                    | -Call duration at process end |
|  | 0001 = Error                      |                               |
|  | 0002 = Max No Input               |                               |
|  | 0003 = Max No Match               |                               |
|  | 0200 = Caller Hang Up             |                               |
|  | 0303 = Max No Confirm             |                               |
|  | 0304 = Max Help                   |                               |
|  | 0310 = Caller Requested Main Menu |                               |
| 0311 = Caller Requested Agent                            |                                   |                               |

**Developer notes**

If condition = Success, load all returned names into custom spell-only grammar

If condition = Failure, use existing spell-only grammar

If there is a no-match/rejection error, OR if the caller gives a "No" confirmation to the name, the system checks the ANI and SSN, loads all associated names into a custom grammar and then switches to the SPELL-ONLY fallback, which is announced in prompts Respell1, Respell2, Respell3, and SpellHelp. This matches the spell-only fallback strategy in TPPW, which is based on the Nuance Name OSDM callflow.


Respell 3 is conditional -- may not always play depending on the number of retries/confirmations played.

**Set Confidential Flag to TRUE**

When invoking recognition and the Caller-Last-name variable is not null, invoke a parallel verification grammar provided by Nuance as a JSP, seeded with the contents of the Caller-Last-name variable.

Set confidence levels to .400

### 5050-Name-ExitFailure-Msg

| Play Prompt   |                                |  |
|---|--------------------------------|---|
| Apologize on exit   |                                |   |
| <b>Entering from</b>  |                                |   |
| <u>5035A-GetFirstName Say and Spell, 5035B-GetFirstName Spell Only, 5045A-GetLastName Say and Spell, 5045B-GetLastName Spell Only, 5110A-GetAltName Say and Spell, 5110B-GetAltName Spell Only, 5140- GetMother'sMaiden</u> |                                |   |
| Prompts   |                                |   |
| Message Number  | REQID                          | Wording   |
| 51008   | 5050-Name-ExitFailure-Prompt-1 | I'm sorry I'm having so much trouble.   |
| REQID   | Condition                      | Action  |
| 5050-KBA-Name-ExitFailure-Condition-Always  | Always                         | Go to: <u>5150-NoName-Msg</u>   |
| Module Settings   |                                |   |
| No barge-in   |                                |   |
| Note: This is the parameter exitfailureprompt and can be configured by setting this parameter.  |                                |   |

### 5090-AltName Check Condition

|  |   |
|--|---|
|  |  |
|--|---|



|   |                    |   |
|---|--------------------|---|
| <b>Entering from</b>  |                    |   |
| 5040-Last Name Check Condition, 5045A-GetLastName Say and Spell, 5045B-GetLastName Spell Only |                    |   |
| <b>REQID</b>  | <b>Condition</b>   | <b>Action</b>   |
| 5090-KBA-AltName Check Condition-Condition-null   | If Alt Name = Null | Go to: <a href="#">5100-CheckForAltName-YN</a>  |
| 5090-KBA-AltName Check Condition-Condition-else   | If Alt Name else   | Report V Transaction per module note, Go to: <a href="#">5120-DOB Check Condition</a> |
| <b>Module Notes</b>   |                    |   |
| V-KBPW-OtherLastName_1-(duration),T-KBPW-0000-(duration)                                      |                    |   |

## 5100-CheckForAltName-YN

|  |   |
|--|---|
| <b>YesNo</b>   |  |
| Check to see if Caller might be listed under an alternate name |   |

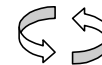
|  |
|--|
| <b>Entering from</b>                         |
| <a href="#">5090-AltName Check Condition</a> |

| <b>Prompts</b>        | <b>REQID</b>                             | <b>Wording</b>   |
|-----------------------|--|--|
| <b>Message Number</b> |  |  |
| 51001                 | 5100-KBA-CheckForAltName-Prompt-Initial  | Some people have another last name - for example, a professional or maiden name - that might be listed under their social security number. Do you have another last name? Please say Yes or No.  |
| 51002                 | 5100-KBA-CheckForAltName-Prompt-Retry1   | [Global Default] Would you like me to also check under another last name? Please say YES or NO.  |
| 51003                 | 5100-KBA-CheckForAltName-Prompt-Retry2   | [Global Default] If you think you might be listed under another last name, press one. Otherwise, press two.  |
| 51004                 | 5100-KBA-CheckForAltName-Prompt-Timeout1 | I'm sorry, but I didn't hear anything. Would you like me to also check under another last name? Please say YES or NO.  |
| 51005                 | 5100-KBA-CheckForAltName-Prompt-Timeout2 | My apologies, but I still didn't hear if you said anything. Please say YES if you think you might be listed under another last name, otherwise, say NO.  |
| 51006                 | 5100-KBA-CheckForAltName-Prompt-Help     | I need to know if you might be listed under an alternate last name. For example you may also have a professional name, or a maiden name, or one from a previous marriage. Would you like me to include another last name with this request? YES or NO. |

| <b>REQID</b>                        | <b>Vocabulary</b>   | <b>D<br/>T<br/>M<br/>F</b> | <b>Action</b>   | <b>Confirm.</b> |
|-------------------------------------|---|----------------------------|---|-----------------|
| 5100-KBA-CheckForAltName-Option-Yes | "Yes [please]"<br>"[Yes] I do"<br>"[Yes] I would"<br>"Yeah"                                   | 1                          | Go to: <a href="#">5110A-GetAltName Say and Spell</a>                       | Never           |
| 5100-KBA-CheckForAltName-Option-No  | "No [thanks]"<br>"[No] I don't"<br>"[No] I do not"<br>"[No] I wouldn't"<br>"[No] I would not" | 2                          | AltNameCollected := True<br>Go to: <a href="#">5120-DOB Check Condition</a> | Never           |

| <b>DialogModule parameters</b>                           |                                   |                               |
|--|-----------------------------------|-------------------------------|
| <b>Parameter</b>   | <b>Value</b>                      |                               |
| 5100-KBA-CheckForAltName-Parameter                       |                                   |                               |
| after_end_of_speech_timeout                              | 500 ms                            |                               |
| before_begin_of_speech_timeout                           | 7,000 ms                          |                               |
| allowing_barge_in  | True                              |                               |
| <b>Event logging</b>                                     |                                   |                               |
| Record = U-KBPW-DM_5100-(Call Duration at start),T-KBPW- | 0000 = Success                    | -Call duration at process end |
|  | 0001 = Error                      |                               |
|  | 0002 = Max No Input               |                               |
|  | 0003 = Max No Match               |                               |
|  | 0200 = Caller Hang Up             |                               |
|  | 0303 = Max No Confirm             |                               |
|  | 0304 = Max Help                   |                               |
|  | 0310 = Caller Requested Main Menu |                               |
|  | 0311 = Caller Requested Agent     |                               |
| <b>Developer notes</b>                                   |                                   |                               |
|  |                                   |                               |

## 5110A-GetAltName Say and Spell



| <b>Name DialogModule™</b>  |  |                  |   |
|--|--|------------------|---|
| Caller enters this module for standard name collection. TNRS data has not been collected or is not yet in use. |  |                  |   |
| <b>Entering from</b>   |  |                  |   |
| 5100-CheckForAltName-YN  |  |                  |   |
| <b>Prompts</b>   |  |                  |   |
| <b>Msg. Number</b>   | <b>REQ ID</b>                          | <b>Condition</b> | <b>Wording</b>  |
| 50305  | 5110-A-KBA-GetAltName Prompt-Initial-1 | Initial          | Please say your OTHER LAST name including the spelling. [Short Pause] For example if it was Jones, you'd say "Jones, J O N E S". Go ahead.      |
| 82072  | 5110-A-KBA-GetAltName Prompt-Timeout1  | Time out 1       | Sorry, please say AND SPELL your other last name, for example, "Smith, S M I T H."  |
| 82073  | 5110-A-KBA-GetAltName Prompt-Timeout2  | Time out 2       | I still didn't hear you. Please say your other last name, and then spell it, like this: "Smith, S M I T H".                                     |
| 82080  | 5110-A-KBA-GetAltName Prompt-SayHelp   | Help             | I need you to say your other last name and then spell it for me. For example, if your other last name was Jones, you'd say, "Jones, J O N E S." |

| REQ ID                                   | Vocabulary        | DTMF | Action  | Confirm. |
|--|-------------------|------|---|----------|
| 5110-A-KBA-GetAltName Option-Altname     | <other_last_name> | --   | Play 5110-A-KBA-GetAltName Prompt-Success-1<br>Go To: <u>5120-DOB Check Condition</u>       | ALWAYS   |
| 5110-A-KBA-GetAltName Option-MaxTimeouts | --                | --   | Go to: <u>5050-Name-ExitFailure-Msg</u>   | --       |
| 5110-A-KBA-GetAltName Option-MaxRetry    | --                | --   | Play [Global Default] (I'm sorry, I didn't understand you)<br>Go to: <u>5115-PostSSN-DB</u> | --       |

| Confirmation Prompts |   |  |  |   |
|----------------------|---|--|--|---|
| Msg. Number          | REQID                                       | Wording  | Result   | Action  |
| 82175                | 5110-A-KBA-GetAltName ConfPrompt-LastName-1 | Let me read that back. Last name:<br><br>< Other Last Name >                                 | "Let me read that back. Last Name < Other Last Name > spelled < Other Last Name Spelling >, did I get that right?" | If Yes:<br>Play 5110-A-KBA-GetAltName Prompt-Success-1<br>Then Go to: <u>5120-DOB Check Condition</u><br><br>If No:<br>Play 5110-A-KBA-GetAltName ConfirmationApology-Prompt, Go to: <u>5115-PostSSN-DB</u> , |
| 50337                | 5110-A-KBA-GetAltName ConfPrompt-LastName-2 | ...spelled:  |  |   |
|                      | CPR   | < Other Last Name Spelling >,  |  |   |
| 50342                | 5110-A-KBA-GetAltName ConfPrompt-LastName-3 | Did I get that right?  |  |   |
| 82054                | 5110-A-KBA-GetAltName ConfPrompt-Retry1     | Sorry, I didn't catch that. Please say "yes," or "no".                                       | Retry1 on Confirmation   | If Yes:<br>Play 5110-A-KBA-GetAltName Prompt-Success-1<br>Then Go to: <u>5120-DOB Check Condition</u><br><br>If No:<br>Play 5110-A-KBA-GetAltName ConfirmationApology-Prompt, Go to: <u>5115-PostSSN-DB</u> , |
| 82055                | 5110-A-KBA-GetAltName ConfPrompt-Retry2     | Sorry, I still didn't catch that. If 'yes' press one, otherwise press two                    | Retry2 on Confirmation   | If Yes:<br>Play 5110-A-KBA-GetAltName Prompt-Success-1<br>Then Go to: <u>5120-DOB Check Condition</u><br><br>If No:<br>Play 5110-A-KBA-GetAltName ConfirmationApology-Prompt, Go to: <u>5115-PostSSN-DB</u> , |
| 82056                | 5110-A-KBA-GetAltName ConfPrompt-Timeout1   | Sorry, I didn't hear you. I need to know if I got your name right. Please say "yes" or "no". | Timeout1 on Confirmation   | If Yes:<br>Play 5110-A-KBA-GetAltName Prompt-Success-1<br>Then Go to: <u>5120-DOB Check Condition</u><br><br>If No:<br>Play 5110-A-KBA-GetAltName ConfirmationApology-Prompt, Go to: <u>5115-PostSSN-DB</u> , |

|       |   |  |  |   |
|-------|---|--|--|---|
| 82057 | 5110-A-KBA-GetAltName<br>ConfPrompt-Timeout2          | Sorry, I still didn't hear you. I need to know if I got your name right. Please say "yes" or "no". | Timeout2 on Confirmation                 | If Yes:<br>Play 5110-A-KBA-GetAltName<br>Prompt-Success-1<br>Then Go to: <u>5120-DOB Check Condition</u><br><br>If No:<br>Play 5110-A-KBA-GetAltName<br>ConfirmationApology-Prompt, Go to: <u>5115-PostSSN-DB</u> , |
| 00120 | 5110-A-KBA-GetAltName<br>Prompt-Success-1             | Alright.   | Success                                  |   |
| 50348 | 5110-A-KBA-ConfirmationApology-Prompt                 | Sorry about that. Let's try again.   | Apology                                  |   |
| 00250 | 5110-A-KBA-GetAltName<br>ConfPrompt-InvalidOrTimeout3 | [250 ms silence]   | Max Timeout OR Max Retry at Confirmation | Go To: <u>5050-Name-ExitFailure-Msg</u>   |

**Event logging**

|  |                                   |                               |
|--|-----------------------------------|-------------------------------|
| Record = U-KBPW-DM_5110-(Call Duration at start),T-KBPW- | 0000 = Success                    | -Call duration at process end |
|  | 0001 = Error                      |                               |
|  | 0002 = Max No Input               |                               |
|  | 0003 = Max No Match               |                               |
|  | 0200 = Caller Hang Up             |                               |
|  | 0303 = Max No Confirm             |                               |
|  | 0304 = Max Help                   |                               |
|  | 0310 = Caller Requested Main Menu |                               |
|  | 0311 = Caller Requested Agent     |                               |

**Developer notes**

Collection Max Retry is set to 0.  
 Collection Max Timeout is set to 2  
 . If there is a no-match/rejection error, OR if the caller gives a "No" confirmation to the name, the system checks the ANI and SSN, loads all associated names into a custom grammar and then switches to the SPELL-ONLY fallback, which is announced in prompts Respell1, Respell2, Respell3, and SpellHelp. This matches the spell-only fallback strategy in TPPW, which is based on the Nuance Name OSDM callflow.

**Set Confidential Flag to TRUE**

**5110B-GetAltName Spell Only**



**Name DialogModule™**

Caller enters this module AFTER TNRS database transaction.

**Entering from**

5115-PostSSN-DB

| <b>Prerequisite</b>                      |   |   |  |  |
|--|---|---|--|--|
| If SSN Post Flag = 1                     |   | Load all <Alt Name> returned from SSN Post into custom spell-only grammar |  |  |
| <b>Prompts</b>                           |   |   |  |  |
| <b>Msg. Number</b>                       | <b>REQ ID</b>                               | <b>Condition</b>  | <b>Wording</b>   |  |
| 82075                                    | 5110-B-KBA-GetAltName Prompt-Respell1       | Initial   | Please SPELL your other last name for me, like this: "S M I T H".  |  |
| 82077                                    | 5110-B-KBA-GetAltName Prompt-Respell2       | Timeout1/Retry1   | Sorry, I didn't catch that. Go ahead and spell your other last name again. For example, if the name was O'Neal, you would say "O N E A L".   |  |
| 82149                                    | 5110-B-KBA-GetAltName Prompt-Respell3       | Timeout2/Retry2   | [Global Default]. If the name has an apostrophe, space or a hyphen in it, you can just skip that. For example, if it's a two part name like Folsom hyphen Jones, you should just drop the hyphen and not worry about capital letters. Just say f-o-l-s-o-m-j-o-n-e-s. Try spelling the name one more time. |  |
| 82079                                    | 5110-B-KBA-GetAltName Prompt-SpellHelp      | Help  | I need you to spell your other last name. For example, if your other last name was Jones, you'd say "J O N E S."   |  |
| <b>REQ ID</b>                            | <b>Vocabulary</b>                           | <b>DTMF</b>   | <b>Action</b>  | <b>Confirm.</b>  |
| 5110-B-KBA-GetAltName Option-Altname     | <other_last_name>                           | --  | Play 5110-B-KBA-GetAltName Prompt-Success-1<br>Go To: <a href="#">5120-DOB Check Condition</a>   | ALWAYS   |
| 5110-B-KBA-GetAltName Option-MaxTimeouts | --  | --  | Go to: <a href="#">5050-Name-ExitFailure-Msg</a>   | --   |
| 5110-B-KBA-GetAltName Option-MaxRetry    | --  | --  | Go to: <a href="#">5050-Name-ExitFailure-Msg</a>   | --   |
| <b>Confirmation Prompts</b>              |   |   |  |  |
| <b>Msg. Number</b>                       | <b>REQ ID</b>                               | <b>Wording</b>  | <b>Result</b>  | <b>Action</b>  |
| 82175                                    | 5110-B-KBA-GetAltName ConfPrompt-LastName-1 | Let me read that back.<br>Last name:                                      | "Let me read that back. Last Name < Other Last Name > spelled < Other Last Name Spelling >, did I get that right?"   | If Yes:<br>Play 5110-GetAltName-B-KBA-Prompt-Success-1<br>Then Goto <a href="#">5120-DOB Check Condition</a><br><br>If No:<br>Play 5110-B-KBA-GetAltName ConfirmationApology-Prompt re-enter this module |
|  |   | < Other Last Name >   |  |  |
| 50337                                    | 5110-B-KBA-GetAltName ConfPrompt-LastName-2 | ...spelled:   |  |  |
|  | CPR   | < Other Last Name Spelling > ,  |  |  |
| 50342                                    | 5110-B-KBA-GetAltName ConfPrompt-LastName-3 | Did I get that right?   |  |  |
| 82054                                    | 5110-B-KBA-GetAltName ConfPrompt-Retry1     | Sorry, I didn't catch that. Please say "yes," or "no".                    | Retry1 on Confirmation   | If Yes:<br>Play 5110-B-KBA-GetAltName Prompt-Success-1<br>Then Goto <a href="#">5120-DOB Check Condition</a><br><br>If No:<br>Play 5110-B-KBA-GetAltName ConfirmationApology-Prompt re-enter this module |

|       |  |  |  |   |
|-------|--|--|--|---|
| 82055 | 5110-B-KBA-GetAltName ConfPrompt-Retry2            | Sorry, I still didn't catch that. If 'yes' press one, otherwise press two                          | Retry2 on Confirmation                   | <p>If Yes:<br/>Play 5110-B-KBA-GetAltName<br/>Prompt-Success-1<br/>Then Goto <u>5120-DOB Check Condition</u></p> <p>If No:<br/>Play 5110-B-KBA-GetAltName<br/>ConfirmationApology-Prompt re-enter this module</p> |
| 82056 | 5110-B-KBA-GetAltName ConfPrompt-Timeout1          | Sorry, I didn't hear you. I need to know if I got your name right. Please say "yes" or "no".       | Timeout1 on Confirmation                 | <p>If Yes:<br/>Play 5110-B-KBA-GetAltName<br/>Prompt-Success-1<br/>Then Goto <u>5120-DOB Check Condition</u></p> <p>If No:<br/>Play 5110-B-KBA-GetAltName<br/>ConfirmationApology-Prompt re-enter this module</p> |
| 82057 | 5110-B-KBA-GetAltName ConfPrompt-Timeout2          | Sorry, I still didn't hear you. I need to know if I got your name right. Please say "yes" or "no". | Timeout2 on Confirmation                 | <p>If Yes:<br/>Play 5110-B-KBA-GetAltName<br/>Prompt-Success-1<br/>Then Goto <u>5120-DOB Check Condition</u></p> <p>If No:<br/>Play 5110-B-KBA-GetAltName<br/>ConfirmationApology-Prompt re-enter this module</p> |
| 00120 | 5110-B-KBA-GetAltName Prompt-Success-1             | Alright.   | Success                                  |   |
| 50348 | 5110-B-KBA- ConfirmationApology-B Prompt           | Sorry about that. Let's try again.   | Apology                                  |   |
| 00250 | 5110-B-KBA-GetAltName ConfPrompt-InvalidOrTimeout3 | [250 ms silence]   | Max Timeout OR Max Retry at Confirmation | Go To: <u>5050-Name-ExitFailure-Msg</u>   |

|  |                                   |                               |
|--|-----------------------------------|-------------------------------|
| <b>Event logging</b>                                     |                                   |                               |
| Record = U-KBPW-DM_5110-(Call Duration at start),T-KBPW- | 0000 = Success                    | -Call duration at process end |
|  | 0001 = Error                      |                               |
|  | 0002 = Max No Input               |                               |
|  | 0003 = Max No Match               |                               |
|  | 0200 = Caller Hang Up             |                               |
|  | 0303 = Max No Confirm             |                               |
|  | 0304 = Max Help                   |                               |
|  | 0310 = Caller Requested Main Menu |                               |
|  | 0311 = Caller Requested Agent     |                               |

**Developer notes**

If condition = Success, load all returned names into custom spell-only grammar


If condition = Failure, use existing spell-only grammar

If there is a no-match/rejection error, OR if the caller gives a "No" confirmation to the name, the system checks the ANI and SSN, loads all associated names into a custom grammar and then switches to the SPELL-ONLY fallback, which is announced in prompts Respell1, Respell2, Respell3, and SpellHelp. This matches the spell-only fallback strategy in TPPW, which is based on the Nuance Name OSDM callflow.

Respell 3 is conditional -- may not always play depending on the number of retries/confirmations played.

**Set Confidential Flag to TRUE**  
Set confidence levels to .400

## 5115-PostSSN-DB

|   |   |
|---|---|
| <b>Database Query</b>   |  |
| In this DM, the collected SSN is "posted" using the TNRS request. |   |

**Entering from**  
5035A-GetFirstName Say and Spell, 5045A-GetLastName Say and Spell, 5110A-GetAltName Say and Spell

| <b>Prerequisite</b>        |   |   |
|----------------------------|---|---|
| <b>REQID</b>               | <b>Condition</b>                            | <b>Action</b>   |
| --NA--                     | SSN Post Flag = 0                           | Continue in this form   |
| KBPW-PSSN-5115-Option-NC-7 | SSN Post Flag = 1, Entering from First Name | Go to: <u>5035B-GetFirstName Spell Only</u> , Condition Failure |
| KBPW-PSSN-5115-Option-NC-8 | SSN Post Flag = 1, Entering from Last Name  | Go to: <u>5045B-GetLastName Spell Only</u> , Condition Failure  |
| KBPW-PSSN-5115-Option-NC-9 | SSN Post Flag = 1, Entering from Alt Name   | Go to: <u>5110B-GetAltName Spell Only</u> Condition Failure     |

| <b>Input Field</b> | <b>Description</b>                               | <b>Value</b>   |
|--------------------|--|--|
| SSN                | The SSN collected in <u>5020-GetSSNumber-SSN</u> | SSN: 9-digit SSN   |
| associatedAppID    | Varchar (8 max)                                  | TKCA, TKDD   |
| ANI                | System provided ANI                              | ANI: 10-digit calling number, if no ANI available, or ANI is less than 10 digits send all zeros. |

| <b>Output Field</b>                       | <b>Description</b>   |
|---|--|
| <FirstName> <LastName><br><OtherLastName> | First Name, Last Name, Alt Name associated with the ANI/SSN. |

| <b>Req ID</b>              | <b>Condition</b>          | <b>Action</b>   |
|----------------------------|---------------------------|---|
| KBPW-PSSN-5115-Option-NC-1 | If Success and First Name | Set SSN Post Flag to 1, Go to: <u>5035B-GetFirstName Spell Only</u> , Condition Success |
| KBPW-PSSN-5115-Option-NC-2 | If Success and Last Name  | Set SSN Post Flag to 1, Go to: <u>5045B-GetLastName Spell Only</u> , Condition Success  |
| KBPW-PSSN-5115-Option-NC-3 | If Success and Alt Name   | Set SSN Post Flag to 1, Go to: <u>5110B-GetAltName Spell Only</u> Condition Success     |


|                            |                     |  |
|----------------------------|---------------------|--|
| KBPW-PSSN-5115-Option-NC-4 | Else and First Name | Set SSN Post Flag to 1, Go to: <a href="#">5035B-GetFirstName Spell Only</a> , Condition Failure |
| KBPW-PSSN-5115-Option-NC-5 | Else and Last Name  | Set SSN Post Flag to 1, Go to: <a href="#">5045B-GetLastName Spell Only</a> , Condition Failure  |
| KBPW-PSSN-5115-Option-NC-6 | Else and Alt Name   | Set SSN Post Flag to 1, Go to: <a href="#">5110B-GetAltName Spell Only</a> Condition Failure     |

**Reporting**

|  |  |  |  |
|--|--|--|--|
|  |  |  |  |
|--|--|--|--|

**Developer Notes**  
 For associatedAppID; TKCA = Change of Address, TKDD = Direct Deposit.

### 5120-DOB Check Condition



**Entering from**  
[5090-AltName Check Condition](#), [5100-CheckForAltName-YN](#), [5110A-GetAltName Say and Spell](#), [5110B-GetAltName Spell Only](#),

| REQID  | Condition     | Action   |
|--|---------------|--|
| 5120 KBA- DOB Check Condition-Condition-null | If DoB = null | Go to: <a href="#">5130-GetDOB-Date</a>  |
| 5120-KBA-DOB Check Condition-Condition-else  | If DoB else   | Report V Transaction per module note, Go to: <a href="#">5135-Mother'sMaiden Check Condition</a> |

**Module Notes**  
 V-KBPW-DOB\_1 (duration),T-KBPW-0000-(duration)

### 5130-GetDOB-Date

|                                |  |
|--------------------------------|--|
| <b>Date DialogModule™</b>      |  |
| Get the caller's Date Of Birth |  |

**Entering from**  
[5120-DOB Check Condition](#)

| Prompts Message Number | REQID                           | Wording   |
|------------------------|---------------------------------|---|
| 51301                  | 5130-KBA-GetDOB-Prompt-Initial  | Now please tell me your date of birth. For example, you could say...May fifth, 1937. [Note: no pause between the 2 sentences]         |
| 51302                  | 5130-KBA-GetDOB-Prompt-Retry1   | [Global Default] Try saying the month followed by the date and then the year you were born, for example May fifth, 1937.              |
| 51303                  | 5130-KBA-GetDOB-Prompt-Retry2   | [Global Default] Just say the month followed by the date and then the year you were born. For example July fourth, 1976.              |
| 51304                  | 5130-KBA-GetDOB-Prompt-Timeout1 | Sorry, I didn't hear you. Please tell me your birth date.. For example, you could say May fifth, 1937.                                |
| 51305                  | 5130-KBA-GetDOB-Prompt-Timeout2 | I'm sorry, but I'm still having trouble hearing you. I need the month, day and year for your birthday, for example July fourth, 1976. |



|       |                                   |  |
|-------|-----------------------------------|--|
| 51307 | 5130-KBA-GetDOB-Prompt-Help       | I need to know when you were born as a calendar date. You can say this in a number of ways. For example you can say "July fourth, 1976", or "the fourth of July, 1976". Go ahead. What's YOUR date of birth? |
| 00122 | 5130-KBA-GetDOB-Prompt-SuccessYes | Thanks.  |

| REQID                       | Vocabulary   | DTMF  | Action | Confirm. |
|-----------------------------|--|-------|--------|----------|
| 5130-KBA-GetDOB-Option-Date | <date><br>Remove unneeded options from the DATE grammar – days of the week, and partially specified dates. Require a fully specified date. | <...> |        | Always   |
|                             | Remove all global grammars for this DM.  |       |        |          |

| Confirmation prompts |  |  |  |
|----------------------|--|--|--|
| Message Number       | REQID                                  | Wording  | Result   |
| 51308                | 5130-KBA-GetDOB-ConfPrompt-Date1       | Okay, so that's:   |  |
|                      | <Date>                                 | CPR  | January 12 <sup>th</sup> 1931  |
| 51309                | 5130-KBA-GetDOB-ConfPrompt-Date2       | Is THAT right?   | Okay, so that's: <January 12 <sup>th</sup> , 1931>. Is that right?             |
| 51310                | 5130-KBA-GetDOB-ConfPrompt-DateRetry   | Sorry. I didn't catch that. Please say "YES" if I have the right date.         | Sorry. I didn't catch that. Please say "YES" if I have the right date.         |
| 51311                | 5130-KBA-GetDOB-ConfPrompt-DateTimeout | I wasn't sure if you said anything. Please say "YES" if I have the right date. | I wasn't sure if you said anything. Please say "YES" if I have the right date. |

| Confirmation Option            | Vocabulary   | DTMF | Action   | Confirm. |
|--------------------------------|--|------|--|----------|
| 5130-KBA-GetDOB-ConfOption-Yes | "Yes [it is]"<br>"[Yes] that's right"<br>"Right"<br>"[That's] correct" | 1    | play SuccessYes prompt<br>Go to: <a href="#">5135-Mother'sMaiden Check Condition</a> | Never    |
| 5130-KBA-GetDOB-ConfOption-No  | "No [it isn't]"<br>"[No] that's not right"                             | 2    | Re-enter Dialog Module per default behavior  | Never    |


| DialogModule parameters                          |                  |
|--|------------------|
| Parameter  | Value            |
| 5130-KBA-GetDOB-Parameter                        |                  |
| date_reference_date                              | System date      |
| date_range_allowed_earliest                      | 1 January 1900   |
| date_range_allowed_latest                        | Today            |
| date_range_expected_earliest                     | Today – 75 years |
| date_range_expected_latest                       | Today – 25 years |
| date_disambiguation_mode                         | ASSUME_NOTHING   |
| after_end_of_speech_timeout (incomplete timeout) | 1500 msec        |
| max speech duration                              | 16,000 msec      |
| before_begin_of_speech_timeout                   | 7,000 msec       |
| allowing_barge_in                                | True             |

| Event logging  |                |                   |
|--|----------------|-------------------|
| Record = U-KBPW-DM_5130-(Call Duration at start),T-KBPW- | 0000 = Success | -Call duration at |

|  |                                   |             |
|--|-----------------------------------|-------------|
|  | 0001 = Error                      | process end |
|  | 0002 = Max No Input               |             |
|  | 0003 = Max No Match               |             |
|  | 0200 = Caller Hang Up             |             |
|  | 0303 = Max No Confirm             |             |
|  | 0304 = Max Help                   |             |
|  | 0310 = Caller Requested Main Menu |             |
|  | 0311 = Caller Requested Agent     |             |

|  |  |  |
|--|--|--|
| <b>DialogModule Notes</b>  |  |  |
| <ul style="list-style-type: none"> <li>Although the application does not explicitly guide callers to use DTMF for the Date of Birth entry, it is enabled.</li> <li>Date entry should be in the form of MM/DD/YY to be accepted.</li> <li>Trim the grammar so that the day of the week is not allowed</li> <li>For CPR of date playback, insert 250 msec silence between month and day, and 500 msec silence between day and year.</li> <li>Fill semantic item &lt;Date_Of_Birth&gt;</li> <li><b>Set Confidential Flag to TRUE</b></li> </ul> |  |  |

### 5135-Mother'sMaiden Check Condition

|   |                                |   |
|---|--------------------------------|---|
|   |                                |        |
| <b>Entering from</b>  |                                |   |
| 5090-AltName Check Condition 5100-CheckForAltName-YN 5130-GetDOB-Date |                                |   |
| <b>REQID</b>  | <b>Condition</b>               | <b>Action</b>   |
| 5135-KBA-Mother'sMaiden Check Condition-Condition-null                | If Mother's Maiden Name = null | Go to: <a href="#">5140-GetMother'sMaiden</a>   |
| 5135-KBA-Mother'sMaiden Check Condition-Condition-else                | If Mother's Maiden Name else   | Report V Transaction per module note, Go to: <a href="#">5190-WhereBorn Check Condition</a> |
| <b>Module Notes</b>   |                                |   |
| V-KBPW-MMName_1-(duration),T-KBPW-0000-(duration)                     |                                |   |

### 5140- GetMother'sMaiden



|   |  |
|---|--|
| <b>Name DialogModule™</b>                           |  |
| <b>Entering from</b>                                |  |
| <a href="#">5135-Mother'sMaiden Check Condition</a> |  |

| <b>Prompts</b>                        |   |   |  |                 |
|---------------------------------------|---|---|--|-----------------|
| <b>Msg. Number</b>                    | <b>REQID</b>                            | <b>Condition</b>  | <b>Wording</b>   |                 |
| 50306                                 | 5140-GetMother'sMaiden-Prompt-Initial-1 |   | What was your mother's MAIDEN LAST name including the spelling? For example if the name was Smith, you'd say "Smith, S M I T H". Go ahead.   |                 |
| 50307                                 | 5140-GetMother'sMaiden-Prompt-Timeout1  |   | Sorry, I didn't hear you. Please give me the last name with the spelling.  |                 |
| 50308                                 | 5140-GetMother'sMaiden-Prompt-Timeout2  |   | I'm afraid I still can't hear you. Please give me the last name and spell it.  |                 |
| 50311                                 | 5140-GetMother'sMaiden-Prompt-Retry1    |   | [ Global Default ] Just spell your mother's maiden last name for me.   |                 |
| 50348                                 | 5140-FT-ConfirmationApology-Prompt      | If "no" on confirmation   | Sorry about that. Let's try again.   |                 |
| 50321                                 | 5140-GetMother'sMaiden-Prompt-Respell1  |   | Using only the letters of the alphabet, please spell your mother's maiden last name quickly. For example, if her name was O'Connor, you would say O C O N N O R. Please spell her maiden last name now   |                 |
| 50317                                 | 5140-GetMother'sMaiden-Prompt-Respell2  | If caller has Timeout1 OR Retry1  | Sorry I didn't hear you. Using only the letters of the alphabet, please spell your mother's maiden last name quickly, one letter at a time.  |                 |
| 50322                                 | 5140-GetMother'sMaiden-Prompt-Respell3  | If caller has Timeout OR Retry in response to the Respell2 prompt<br><br>This prompt may not always play depending on the number of retries/confirmations played. | [Global Default] If the last name has an apostrophe, space or a hyphen in it, you can just skip that. For example, if it's a two part name like Folsom hyphen Jones, you should just drop the hyphen and not worry about capital letters. Just say f-o-l-s-o-m-j-o-n-e-s. Try spelling the last name one more time.  |                 |
| 50323                                 | 5140-GetMother'sMaiden-Prompt-SpellHelp | If last prompt was spell only   | I need you to spell just the last name. If the last name has an apostrophe, space or a hyphen in it, you can just skip that. It works best if you use ONLY letters and speak at a quick pace. For example, to spell Smith, you don't need to say S as in Sam, M as in Michael, just say S M I T H ... try it again. Please spell the last name for me now. |                 |
| 50312                                 | 5140-GetMother'sMaiden-Prompt-SayHelp   | If last prompt was say and spell  | I need you to say the last name and then spell it for me. For example, if the last name was O'Neal, you'd say "O'Neal, O N E A L".   |                 |
| 00120                                 | 5140-GetMother'sMaiden-Prompt-Success-1 |   | Alright.   |                 |
| <b>REQID</b>                          | <b>Vocabulary</b>                       | <b>DTMF</b>   | <b>Action</b>  | <b>Confirm.</b> |
| 5140-GetMother'sMaiden-Option-Altname | <other_last_name>                       | <...>   | Play 5140-GetMother'sMaiden-Prompt-Success-1<br><br>Go To: <a href="#">5190-WhereBorn Check Condition</a>  | ALWAYS          |

|   |    |    |  |    |
|---|----|----|--|----|
| 5140-GetMother'sMaiden-Option-MaxTimeouts | -- | -- | Go to: <a href="#">5050-Name-ExitFailure-Msg</a> | -- |
| 5140-GetMother'sMaiden-Option-MaxRetries  | -- | -- | Go to: <a href="#">5050-Name-ExitFailure-Msg</a> | -- |

**Confirmation Prompts- The user is navigated to the Confirmation process only if the software receives a medium confidence level. If the confidence is low, the input is invalid. If the confidence is high, then the caller will proceed forward.**

| Msg. Number | REQID  | Wording  | Result  | Action   |
|-------------|--|--|---|--|
| 82175       | 5140-GetMother'sMaiden-ConfPrompt-LastName-1 | Let me read that back. Last name:  | "Let me read that back. Last Name < Mother's Maiden Name> spelled < Mother's Maiden Name Spelling >, did I get that right?" | If Yes:<br>Play 5140-GetMother'sMaiden-Prompt-Success-1<br>Then Go to: <a href="#">5190-WhereBorn Check Condition</a><br><br>If No:<br>Play 5140-FT-ConfirmationApology-Prompt5140-GetMother'sMaiden-Prompt-Respell1 |
|             |  | < Mother's Maiden Name Spelling >  |   |  |
| 50337       | 5140-GetMother'sMaiden-ConfPrompt-LastName-2 | ...spelled:  |   |  |
|             | CPR  | < Mother's Maiden Name Spelling >  |   |  |
| 50342       | 5140-GetMother'sMaiden-ConfPrompt-LastName-3 | Did I get that right?  |   |  |
| 82054       | 5140-GetMother'sMaiden-ConfPrompt-Retry1     | Sorry, I didn't catch that. Please say "yes," or "no,".                                      | Retry1 on Confirmation  | If Yes:<br>Play 5140-GetMother'sMaiden-Prompt-Success-1<br>Then Go to: <a href="#">5190-WhereBorn Check Condition</a><br><br>If No:<br>Play 5140-FT-ConfirmationApology-Prompt5140-GetMother'sMaiden-Prompt-Respell1 |
| 82055       | 5140-GetMother'sMaiden-ConfPrompt-Retry2     | Sorry, I still didn't catch that. If 'yes' press one, otherwise press two                    | Retry2 on Confirmation  | If Yes:<br>Play 5140-GetMother'sMaiden-Prompt-Success-1<br>Then Go to: <a href="#">5190-WhereBorn Check Condition</a><br><br>If No:<br>Play 5140-FT-ConfirmationApology-Prompt5140-GetMother'sMaiden-Prompt-Respell1 |
| 82056       | 5140-GetMother'sMaiden-ConfPrompt-Timeout1   | Sorry, I didn't hear you. I need to know if I got your name right. Please say "yes" or "no." | Timeout1 on Confirmation  | If Yes:<br>Play 5140-GetMother'sMaiden-Prompt-Success-1<br>Then Go to: <a href="#">5190-WhereBorn Check Condition</a><br><br>If No:<br>Play 5140-FT-ConfirmationApology-Prompt5140-GetMother'sMaiden-Prompt-Respell1 |

|       |   |  |  |   |
|-------|---|--|--|---|
| 82057 | 5140-GetMother'sMaiden-ConfPrompt-Timeout2          | Sorry, I still didn't hear you. I need to know if I got your name right. Please say "yes" or "no". | Timeout2 on Confirmation                 | If Yes:<br>Play 5140-GetMother'sMaiden-Prompt-Success-1<br>Then Go to: <u>5190-WhereBorn</u><br><u>Check Condition</u><br><br>If No:<br>Play 5140-FT-ConfirmationApology-Prompt5140-GetMother'sMaiden-Prompt-Respell1 |
| 00250 | 5140-GetMother'sMaiden-ConfPrompt-InvalidOrTimeout3 | [250 ms silence]   | Max Timeout OR Max Retry at Confirmation | Go To: <u>5050-Name-ExitFailure-Msg</u>   |

**Event logging**

|  |                                   |                               |
|--|-----------------------------------|-------------------------------|
| Record = U-KBPW-DM_5140-(Call Duration at start),T-KBPW- | 0000 = Success                    | -Call duration at process end |
|  | 0001 = Error                      |                               |
|  | 0002 = Max No Input               |                               |
|  | 0003 = Max No Match               |                               |
|  | 0200 = Caller Hang Up             |                               |
|  | 0303 = Max No Confirm             |                               |
|  | 0304 = Max Help                   |                               |
|  | 0310 = Caller Requested Main Menu |                               |
|  | 0311 = Caller Requested Agent     |                               |

**Developer notes**

The following prompts use SAY AND SPELL grammars: Initial-1, Timeout1, Timeout2, and SayHelp.


If there is a no-match/rejection error, OR if the caller gives a "No" confirmation to the name, the system switches to the SPELL-ONLY fallback, which is announced in prompts Retry1, Retry2, Respell1, Respell2, Respell3, and SpellHelp. This matches the spell-only fallback strategy in TPPW, which is based on the Nuance Name OSDM callflow.

In spell-only fallback collections, use spell-only grammar.

Respell 3 is conditional -- may not always play depending on the number of retries/confirmations played.

**Set Confidential Flag to TRUE**

**5150-NoName-Msg**


|   |   |
|---|---|
| <b>Play Prompt</b>  |  |
| Apologize to caller for not being able to collect a name. |   |
| <b>Entering from</b>                                      |   |
| 5050-Name-ExitFailure-Msg                                 |   |

| <b>Prompts</b>   |                          |   |
|--|--------------------------|---|
| <b>Message Number</b>  | <b>REQID</b>             | <b>Wording</b>  |
| 00250  | 5150-KBA-NoName-Prompt-1 | [250 ms silence]  |
| <b>Req ID</b>  | <b>Condition</b>         | <b>Action</b>   |
| 5150-KBA-NoName-Condition-Always   | Always                   | return status := failure<br>return to Global (COA-DD 1330-CallKBAAuth-Code) |
| <b>Event logging</b>   |                          |   |
|  |                          |   |
| <b>Developer notes</b>   |                          |   |
| No barge-in<br>The prompt has been set to short silence. The failure message to the caller has already been said within GetName so no additional message is needed here. |                          |   |

## 5190-WhereBorn Check Condition

| <b>Entering from</b>                                       |                  |   |
|--|------------------|---|
| 5135-Mother'sMaiden Check Condition 5140-GetMother'sMaiden |                  |   |
| <b>REQID</b>   | <b>Condition</b> | <b>Action</b>   |
| 5190-KBA-WhereBorn Check Condition-Condition-null          | If PoB = null    | Go to: <a href="#">5200-WhereBorn-VM</a>  |
| 5190-KBA-WhereBorn Check Condition-Condition-else          | If PoB else      | Report V Transaction per module note, Go to: <a href="#">5205-LastPmt Check Condition</a> |
| <b>Module Notes</b>  |                  |   |
| V-KBPW-POB_1-(duration),T-KBPW-0000-(duration)             |                  |   |

## 5200-WhereBorn-VM

| <b>Custom Context DialogModule™</b>                     |   |  |
|---|---|--|
| Ask caller for state or territory where they were born. |  |  |
| <b>Entering from</b>                                    |   |  |
| <a href="#">5190-WhereBorn Check Condition</a>          |   |  |
| <b>Prompts</b>  |   |  |
| <b>Message Number</b>                                   | <b>REQID</b>  | <b>Wording</b>   |
| 52001   | 5200-KBA-WhereBorn-Prompt-Initial1  | Only two more questions.   |
| 00500   | silence_500   | [500 ms silence]   |
| 52002   | 5200-KBA-WhereBorn-Prompt-Initial2  | Please say the name of the American STATE or TERRITORY where you were born, such as Texas, or say OTHER if you were born somewhere else. |

|       |                                    |   |
|-------|------------------------------------|---|
| 52003 | 5200-KBA-WhereBorn-Prompt-Retry1   | [Global Default] I don't need the city. Please say just the STATE or territory where you were born, Texas for example. If you were born somewhere else, just say "Other". If you aren't sure about the territories, say "Question".   |
| 52004 | 5200-KBA-WhereBorn-Prompt-Retry2   | [Global Default] If you aren't sure about territories, say Question. Otherwise, just say the name of the state or territory.  |
| 52005 | 5200-KBA-WhereBorn-Prompt-Timeout1 | I'm sorry, I didn't hear anything. If you aren't sure about territories, say Question. Otherwise, just say the name of the state or territory or say OTHER.   |
| 52006 | 5200-KBA-WhereBorn-Prompt-Timeout2 | I'm sorry, I still didn't hear anything. If you aren't sure about territories, say Question. Otherwise, just say the name of the state or territory or say OTHER.   |
| 52007 | 5200-KBA-WhereBorn-Prompt-Help1    | As part of the verification process, I need to know the name of the state or U S territory where you were born. If you aren't sure and would like to hear a list of the TERRITORIES, just hang on and I'll list them for you, otherwise please say the name of the state or territory now. [4 sec pause] The current and former territories of the United States are: |
| 00500 | silence_500                        | [500 ms silence]  |
| 52008 | 5200-KBA-WhereBorn-Prompt-Help2    | American Samoa, Federated States Of Micronesia, Guam , Marshall Islands, Northern Mariana Islands, Palau, Puerto Rico, and Virgin Islands.  |
| 01000 | silence_1000                       | [1 sec silence]   |
| 52009 | 5200-KBA-WhereBorn-Prompt-Help3    | So let me ask again: In which state or territory were you born?   |

| REQID                           | Vocabulary   | DTMF | Action   | Confirm.            |
|---------------------------------|--|------|--|---------------------|
| 5200-KBA-WhereBorn-Option-state | <50 states plus territories plus OTHER – see list below> | —    | Go to: <a href="#">5205-LastPmt</a><br><a href="#">Check Condition</a> | <i>If necessary</i> |
|                                 | Remove global Agent and Main Menu from this DM.          |      |  |                     |

| Confirmation prompts  |   |                                |
|---|---|--------------------------------|
| Message Number  | REQID   | Wording                        |
| 00118   | 5200-KBA-WhereBorn-ConfPrompt-you_said        | [I think you said]<br><state>  |
| 00119   | 5200-KBA-WhereBorn-ConfPrompt-is_that_correct | [Is that correct?]             |
| 52011   | 5200-KBA-WhereBorn-ConfPrompt-AS              | American Samoa                 |
| 52012   | 5200-KBA-WhereBorn-ConfPrompt-FM              | Federated States of Micronesia |
| 52013   | 5200-KBA-WhereBorn-ConfPrompt-GU              | Guam                           |
| 52014   | 5200-KBA-WhereBorn-ConfPrompt-MH              | Marshall Islands               |
| 52015   | 5200-KBA-WhereBorn-ConfPrompt-MP              | Northern Mariana Islands       |
| 52016   | 5200-KBA-WhereBorn-ConfPrompt-PW              | Palau                          |
| 52017   | 5200-KBA-WhereBorn-ConfPrompt-PR              | Puerto Rico                    |
| 52018   | 5200-KBA-WhereBorn-ConfPrompt-VI              | Virgin Islands                 |
| 52019   | 5200-KBA-WhereBorn-ConfPrompt-FF              | Other                          |
| Remove global Agent from confirmation grammars for this DM. |   |                                |

| DialogModule parameters      |          |
|------------------------------|----------|
| Parameter                    | Value    |
| 5200-KBA-WhereBorn-Parameter |          |
| after_end_of_speech_timeout  | 1,000 ms |

|                                |          |
|--------------------------------|----------|
| before_begin_of_speech_timeout | 7,000 ms |
| allowing_barge_in              | True     |

| <b>Event logging</b>                                     |                                   |                               |
|--|-----------------------------------|-------------------------------|
| Record = U-KBPW-DM_5200-(Call Duration at start),T-KBPW- | 0000 = Success                    | -Call duration at process end |
|  | 0001 = Error                      |                               |
|  | 0002 = Max No Input               |                               |
|  | 0003 = Max No Match               |                               |
|  | 0200 = Caller Hang Up             |                               |
|  | 0303 = Max No Confirm             |                               |
|  | 0304 = Max Help                   |                               |
|  | 0310 = Caller Requested Main Menu |                               |
| 0311 = Caller Requested Agent                            |                                   |                               |

**Developer notes**

DTMF 9 is disabled in this Module.

State grammar: [note some synonyms for DC and Washington]

Alabama, Alaska, Arizona, Arkansas, California, Colorado, Connecticut, Delaware, Florida, Georgia, Hawaii, Idaho, Illinois, Indiana, Iowa, Kansas, Kentucky, Louisiana, Maine, Maryland, Massachusetts, Michigan, Minnesota, Mississippi, Missouri, Montana, Nebraska, Nevada, New Hampshire, New Jersey, New Mexico, New York, North Carolina, North Dakota, Ohio, Oklahoma, Oregon, Pennsylvania, Rhode Island, South Carolina, South Dakota, Tennessee, Texas, Utah, Vermont, Virginia, Washington, West Virginia, Wisconsin, Wyoming, District of Columbia, D C, Washington D C, Washington State

Territory grammar:

American Samoa, Guam, Puerto Rico, Virgin Islands, Federated States Of Micronesia, Marshall Islands, Northern Mariana Islands, Palau.

Additional grammar:

Other

Implement **one-step correction** in confirmation: accept [no] [it's] (state name), confirm again if necessary, and route to 5210.

**Set Confidential Flag to TRUE**

## 5205-LastPmt Check Condition



**Entering from**

5190-WhereBorn Check Condition 5200-WhereBorn-VM

| REQID   | Condition              | Action  |
|---|------------------------|---|
| 5205-KBA-LastPmt Check Condition-Condition-null | If Last Payment = null | Go to: <a href="#">5210-LastPmt-VM</a>  |
| 5205-KBA-LastPmt Check Condition-Condition-else | If Last Payment else   | Report V Transaction per module note, Go to: <a href="#">5220-CheckingNow-Msg</a> |

**Module Notes**



V-KBPW-LBP\_1-(duration),T-KBPW-0000-(duration)

### 5210-LastPmt-VM

#### Currency DialogModule™



Ask caller the amount of the last benefit payment they received.

#### Entering from

5205-LastPmt Check Condition

#### Prompts

| Message Number | REQID                              | Wording  |
|----------------|------------------------------------|--|
| 52101          | 5210-KBA-LastPmt-Prompt-Initial1   | One last question.   |
| 52102          | 5210-KBA-LastPmt-Prompt-Initial2   | What was the amount of the last benefit check you received in dollars and cents.   |
| 52103          | 5210-KBA-LastPmt-Prompt-Retry1     | [Global Default] I need the amount in dollars and cents, such as one hundred twenty nine DOLLARS and thirty seven CENTS. How much was your last payment?   |
| 52104          | 5210-KBA-LastPmt-Prompt-Retry2     | [Global Default] Please speak slowly and clearly and tell me the amount again.   |
| 52105          | 5210-KBA-LastPmt-Prompt-Timeout1   | I'm sorry, I didn't hear anything. I need the amount in dollars and cents, such as one hundred twenty nine DOLLARS and thirty seven CENTS. How much was your last payment?   |
| 52106          | 5210-KBA-LastPmt-Prompt-Timeout2   | I'm sorry, I still didn't hear anything. You'll need to know the exact amount of your last benefit check in dollars, but you can skip the cents. If you don't know the amount, we can't proceed and you'll need to call back later when you do know. So if you know the payment amount, please say it now. |
| 52107          | 5210-KBA-LastPmt-Prompt-Help       | You'll need to know the exact amount of your last benefit check in dollars, but you can skip the cents. If you don't know the amount, we can't proceed and you'll need to call back later when you do know. So if you know the payment amount, please say it now.  |
| 50394          | 5210-KBA-LastPmt-Prompt-SuccessYes | Got it.  |

| REQID                            | Vocabulary                                   | DTMF  | Action  | Confirm.                   |
|----------------------------------|--|-------|---|----------------------------|
| 5210-KBA-LastPmt-Option-Currency | <currency>                                   | <...> | play SuccessYes prompt<br>Go to: <a href="#">5220-CheckingNow-Msg</a> | If necessary<br>Check This |
| 5210-KBA-LastPmt-Option-DontKnow | I don't know<br>I'm not sure                 | —     | Go to: <a href="#">5215-CantProceed-Msg</a>                           | Never                      |
|                                  | remove Agent from global grammar for this DM |       |   |                            |

#### Confirmation prompts

| Message Number | Option / Name | Wording  |
|----------------|---------------|--|
|                | Currency      | Default confirmation, as handled by DialogModule™<br>"I think you said xxx dollars and xxx cents. Is that correct?"<br>after Yes, play SuccessYes prompt |

#### DialogModule parameters

| Parameter                  | Value      |
|----------------------------|------------|
| 5210-KBA-LastPmt-Parameter |            |
| Currency type              | US Dollars |

|  |                      |
|--|----------------------|
| Allowed currency range                           | \$10.00 - \$9,999.00 |
| Expected currency range                          | \$10.00 - \$999.00   |
| Allowed currency granularity                     | 1 cent               |
| Expected currency granularity                    | 1 cent               |
| after_end_of_speech_timeout (incomplete timeout) | 1500 msec            |
| before_begin_of_speech_timeout                   | 7,000 msec           |
| allowing_barge_in                                | True                 |
| high confidence threshold                        | .995                 |
| max speech duration                              | 16,000 msec          |


| Event logging  |                                   |                               |
|--|-----------------------------------|-------------------------------|
| Record = U-KBPW-DM_5210-(Call Duration at start),T-KBPW- | 0000 = Success                    | -Call duration at process end |
|  | 0001 = Error                      |                               |
|  | 0002 = Max No Input               |                               |
|  | 0003 = Max No Match               |                               |
|  | 0200 = Caller Hang Up             |                               |
|  | 0303 = Max No Confirm             |                               |
|  | 0304 = Max Help                   |                               |
|  | 0310 = Caller Requested Main Menu |                               |
|  | 0311 = Caller Requested Agent     |                               |

**Developer notes**

Usability note: The back end will ignore the cents, but it's best to ask for it anyway to make explaining what to say easier. Also, the caller is likely to be looking at a written amount, so if they know the dollars they'll know the cents too.

**Set Confidential Flag to TRUE**

## 5215-CantProceed-Msg

|   |   |
|---|---|
| <b>Play Prompt</b>                                  |  |
| Tell caller we can't proceed without those numbers. |   |

**Entering from**  
5210-LastPmt-VM


| Message Number | REQID                         | Wording   |
|----------------|-------------------------------|---|
| 50401          | 5215-KBA-CantProceed-Prompt-1 | I'm sorry but we can't proceed without those numbers. You may want to call back when you have those numbers with you. |

| Req ID                                | Condition | Action  |
|---------------------------------------|-----------|---|
| 5215-KBA-CantProceed-Condition-Always | Always    | return code := failure<br>return to Global (COA-DD 1330-CallKBAAuth-Code) |

|                      |
|----------------------|
| <b>Event logging</b> |
|----------------------|

|  |
|--|
| <b>Developer notes</b>                 |
| No barge-in ← Be sure of this setting! |

## 5220-CheckingNow-Msg

|   |   |
|---|---|
| <b>Play Prompt</b>  |  |
| Tell the caller there may be a short delay while we check the information they gave us. |   |

|                      |
|----------------------|
| <b>Entering from</b> |
| 5210-LastPmt-VM      |


| Prompts | Message Number | REQID                        | Wording  |
|---------|----------------|------------------------------|--|
|         | 52201          | 5220-KBA-CheckingNow-Prompt1 | Hold on while I check our database. It may take a few seconds. |

| Req ID                                | Condition | Action                 |
|---------------------------------------|-----------|------------------------|
| 5220-KBA-CheckingNow-Condition-Always | Always    | Go to: 5230-QueryKB-DB |

|                      |
|----------------------|
| <b>Event logging</b> |
|----------------------|

|                        |
|------------------------|
| <b>Developer notes</b> |
| No barge-in            |

## 5230-QueryKB-DB

|                                    |   |
|------------------------------------|---|
| <b>Database Query</b>              |  |
| Check the Knowledge Base database. |   |

|                      |
|----------------------|
| <b>Entering from</b> |
| 5220-CheckingNow-Msg |

| Input Field                   | Description                            |
|-------------------------------|--|
| SSN                           |  |
| first name                    |  |
| last name                     |  |
| alternate last name           | may be null                            |
| date of birth                 |  |
| mother's maiden last name     |  |
| state or territory of birth   |  |
| dollar amount of last payment | set the cents to zero before the query |
| Output Field                  | Description                            |
| verification status           | success or failure                     |

| Req ID                                 | Condition                                  | Action                         |
|--|--|--------------------------------|
| 5230-KBA-QueryKB-Condition-Succ        | IF success                                 | Go to: 5250-SaySuccess-Msg     |
| 5230-KBA-QueryKB-Condition-Fail        | Else if failure because data doesn't match | Go to: 5260-SayFailure-Msg     |
| 5230-KBA-QueryKB-Condition-AcctBlocked | Else if failure because account is blocked | Go to: 5270-AccountBlocked-Msg |

**Event logging****5250-SaySuccess-Msg**

| Play Prompt                        |
|------------------------------------|
| Tell caller they've been verified. |

**Entering from**

5230-QueryKB-DB

**Prompts**

| Message Number | REQID                       | Wording                    |
|----------------|-----------------------------|----------------------------|
| 52501          | 5250-KBA-SaySuccess-Prompt1 | OK, everything checks out. |

| Req ID                               | Condition | Action   |
|--------------------------------------|-----------|--|
| 5250-KBA-SaySuccess-Condition-Always | Always    | return code := success<br>return to Global COA-DD 1330-CallKBAAuth-Code) |

**Event logging****Developer notes**

No barge-in

**5260-SayFailure-Msg**

| Play Prompt                             |
|---|
| Tell caller they could not be verified. |

**Entering from**

5230-QueryKB-DB

**Prompts**

| Message Number | REQID                       | Wording  |
|----------------|-----------------------------|--|
| 52601          | 5260-KBA-SayFailure-Prompt1 | I'm afraid that some of the information you gave me doesn't match what we have in our records. |

| Req ID                               | Condition | Action  |
|--------------------------------------|-----------|---|
| 5260-KBA-SayFailure-Condition-Always | Always    | return code := failure<br>return to Global (COA-DD 1330-CallKBAAuth-Code) |

**Event logging****Developer notes**

No barge-in

## 5270-AccountBlocked-Msg

Play Prompt



Tell caller they blocked their own account from telephone access.

### Entering from

5230-QueryKB-DB

### Prompts

| Message Number | REQID                           | Wording  |
|----------------|---------------------------------|--|
| 52701          | 5270-KBA-AccountBlocked-Prompt1 | Our records show that you requested that your account be blocked from access by this automated system, as well as by the Internet, even with a password, so I'll need to send you to an agent to complete this transaction. If you want to unblock your account, the agent must handle that as well. |

|  | Condition | Action  |
|--|-----------|---|
| 5270-KBA-AccountBlocked-Condition-Always | Always    | return code := account_blocked<br>return to Global (COA-DD 1330-CallKBAAuth-Code) |

### Event logging

### Developer notes

No barge-in

## 5900-DMfailure-Msg

Play Prompt



Apologize that we can't understand the caller.

### Entering from

any DM in the KBA (but **not** GetName module) that hits max retries or max timeouts

### Prompts

| Message Number | REQID                      | Wording                                      |
|----------------|----------------------------|--|
| 59001          | 5900-KBA-DMfailure-Prompt1 | I'm so sorry I'm not able to understand you. |

|                                     | Condition | Action  |
|-------------------------------------|-----------|---|
| 5900-KBA-DMfailure-Condition-Always | Always    | return status := failure<br>return to Global (COA-DD 1330-CallKBAAuth-Code) |

### Event logging

### Developer notes

No barge-in

—End of Specification —

**Social Security Administration**  
**Change of Address / Direct Deposit**  
User Interface Specification  
Last Saved: 20 Jul 2012

**2.34.2**

**COA-DD Global**  
FOAP Effort



*Verizon Business Confidential & Proprietary.*

This documentation is extremely sensitive; please limit distribution. No part of this document may be photocopied, disclosed, or otherwise provided to third parties without the consent of Verizon Business.



**NUANCE**

*Verizon Business Confidential & Proprietary.*

This documentation is extremely sensitive; please limit distribution. No part of this document may be photocopied, disclosed, or otherwise provided to third parties without the consent of Verizon Business.

# Document History

| <b>Date</b> | <b>Spec</b> | <b>App</b> | <b>Summary of Changes</b>  | <b>Revised by</b> |
|-------------|-------------|------------|--|-------------------|
| 12/06/04    | 1.0         | 1.0        | Initial version for review of sample calls and basic global specifications. The top-level routing application is not here yet.   | Paul Sawyer       |
| 12/10/04    | 1.1         | 1.0        | Added top-level application tables. The tables are complete, but there is not yet text for retry, timeout, and help prompts.   | Paul Sawyer       |
| 12/15/04    | 1.2         | 1.0        | After first review.<br>System timeout changed to 15 minutes.<br>Prompt wording:<br>1040-Initial: retirement, survivor, disability.<br>1100-Help1: add that routing number is usually on left.<br>1200-Initial: "say xxx or press nnn"<br>1310-Initial and 1410-Initial: change "issued" to "set up"<br>Other changes:<br>1370 COAdone renamed to just "done"<br>1450: several fixes relating to changing it to DD rather COA<br>1460 renamed to DDcheckstatus<br>1310 changes to Voice Menu rather than Yes/No to allow other responses.<br><br>Several DMs added to check and handle system and operator availability, and details of max retries and timeouts, and global commands: 0010, 0020, 2010, 2100, 2110, 2211, 2212, 2213.<br>1200 goes away, replaced in function by 2010. | Paul Sawyer       |
| 12/17/04    | 1.3         | 1.0        | Add prompt text for retry, timeout, and help prompts. These prompts are NOT flagged with Word revision marking. A few other minor corrections ARE flagged.   | Paul Sawyer       |
| 12/21/04    | 1.4         | 1.0        | Minor changes based on review:<br>* Change "insurance" to "income" in 1050.<br>* Clarify that saying Question repeatedly gets the same Help text each time (intro to section 5.2).<br>* Fill in the list of U.S. territories in 1060.<br>* Fill in password process in new 1032.<br><br>One major change: Move the question about password to the beginning of the interaction, so that the correct service can be pinged as early as possible. Remove 1310, 1410. Replace them with internal branch tests. Add new 1032 to ask the password question, and 1038 to introduce the remaining questions. The ping and check now happens in 1034, 1035, and 1036.  | Paul Sawyer       |

### This document is a User-Interface specification

The purpose of this document is to lay out the user-interface in all its detail. Readers of this document are assumed to also have read the requirements specification and to have an understanding of the purpose of the application.

Copyright © 2012 Nuance Communications, Inc., DialogModules™ is a trademark of Nuance Communications, Inc.

Nuance Communications, Inc. / 1 Wayside Road / Burlington MA 01803 / U.S.A.

|          |     |     |  |             |
|----------|-----|-----|--|-------------|
| 01/06/05 | 1.5 | 1.0 | Correct the flow out of 1030 – don't ask if caller has password if we already know they do.<br>Minor fixes to prompt styles and text.<br>Filled in list of current and former U.S. territories.<br>Eliminate redundant DMs: 1400, 1410, 1420, 1430, 1440, 1460.<br>Added Requirement IDs to all conditionals and to conditions within PlayPrompts and DB accesses.   | Paul Sawyer |
| 01/28/05 | 1.6 | 1.0 | Minor tweaks<br>Correct the table and text in section 4.1 regarding timeouts and retries.  | Paul Sawyer |
| 03/01/05 | 1.7 | 1.0 | Fix prompt text changed during recording.  | Paul Sawyer |
| 03/04/05 | 1.8 | 1.0 | Revised Requirement IDs in 1010, 1020, 1030, 1038, 1300, 1310, 1340, 1360, 1500, 2010, 2100, 2110  | Steven Ligi |
| 03/09/05 | 2.0 | 1.0 | 1. Remove references to audio icons. They will not be used.<br>2. Add spacer silence prompts wherever multiple prompts are to be played. (1030, 1100, 1090, 1110)<br>3. Add success prompts to 1032.<br>4. Remove "yes or no" from 1050 Initial.<br>5. Add success prompt for "yes" in 1060.   | Paul Sawyer |
| 04/12/05 | 2.1 | 1.0 | Changes following user testing.<br>1. Change 1120 to a play prompt that always transfers to 2100 for an agent if one is available.<br>2. Improve prompt wording in 2110, 2211.<br>3. Remove "Goodbye" as a global command. Recognize it only in ????.<br>4. Refer to "agent" everywhere instead of "representative".<br>5. Add 'retirement' etc. to grammar for 1040 in case a caller says one of those instead of simply 'yes'.           | Paul Sawyer |
| 04/21/05 | 2.2 | 1.0 | Change following review of previous version.<br>1. Add a "wait a minute" feature for bank account info, as had been in the DD module. Changes to 1100, and new DM 1105.  | Paul Sawyer |
| 05/02/05 | 2.3 | 1.0 | "Administrative" fixes for bugs found by Q/A and others.<br>1. Fix prompt text to match what was recorded in the studio.<br>2. Change file names of "I think you said" and "Is that correct?" to match current OSDM specifications.<br>3. Fix Requirement IDs for confirmation options in 2211.<br>4. Add list of common synonyms for "yes" and "no" grammars  | Paul Sawyer |
| 05/06/05 | 2.4 | 1.0 | 1. Fix prompt text changed during recording.<br>2. Fix DTMF assignments in 2211: Main menu is 9, no DTMF equivalent for goodbye (just hand up).  | Paul Sawyer |
| 06/03/05 | 2.5 | 1.0 | 1. Clarify reuse of prompts ("same as ...") in 1110, 1370, 1510. Some timeout 2 prompts lack the word "still", but it will have no effect on usability. <b>Spec changes only</b> – no code changes required.   | Paul Sawyer |
| 6/30/05  | 2.6 | 1.0 | 1. Make the conditions in 1000 more generic, since menu item numbers change for various reasons unrelated to COA-DD. Requirement IDs were NOT changed, so we don't mess up existing test cases.<br>2. Clarify cases where there are multiple prompt files associated with a single condition. Affects 1040, 1050, 1060, 1070, 1090, 1100, 1110. May require code change if the misunderstanding caused the code to be written differently. | Paul Sawyer |



|                  |             |     |  |                            |
|------------------|-------------|-----|--|----------------------------|
| <b>8/10/05</b>   | <b>2.7</b>  | 1.0 | <p>Changes (Paul Sawyer):</p> <ol style="list-style-type: none"> <li>1. Correct spelling in 1370-GLB-done-Prompt-Timeout1 and 1370-GLB-done-Prompt-Timeout2.</li> <li>2. Update ScanSoft address in Properties.</li> <li>3. Add alternate entry phrases for the case of getting here from the new SpeakFreely Main Menu (added 1012, 1022).</li> <li>4. Added DMs to describe handling of Voice Genie errors. New DMs are 2101, 2111, 2112.</li> </ol> <p>Changes following the tuning report recommendations (Nadine Ozkan)</p> <ul style="list-style-type: none"> <li>- All prompt changes are in <b>red</b> (style : Table: RevisedRecordings)</li> <li>- Other changes, like grammars, parameters &amp; settings are highlighted in yellow.</li> </ul>   | Paul Sawyer & Nadine Ozkan |
| <b>10/21/05</b>  | <b>2.8</b>  | 1.0 | <p>Changes following tuning 2</p> <ol style="list-style-type: none"> <li>1. Added 'agent' and synonyms to the confirmation (yes/no) grammar.</li> <li>2. Open issues section added.</li> <li>3. Improved Initial prompt for 1032 to clarify what we mean by password.</li> <li>4. Added new DM 1130 for case where caller is not qualified to perform the function, offering Main Menu or hang up. This applies if caller says "no" in 1040, 1060, or 1070.</li> <li>5. Improve synonyms in 'yes' grammar for 1050.</li> <li>6. Change 1100 grammar from "I have the numbers" to "I'm ready" to avoid recognition confusion with "I don't have them".</li> <li>7. In 1105, add synonyms for I'm Ready, and add a new option Repeat to allow callers to hear the question again.</li> <li>8. In 1110, add some synonyms for several global commands.</li> </ol> | Paul Sawyer                |
| <b>10/25/05</b>  | <b>2.9</b>  | 1.0 | <ol style="list-style-type: none"> <li>1. Change in policy from SSA: Of the four qualifying questions, only "not receiving benefits" should result in the message that the caller cannot do the function even with an agent. Failure in any of the other three qualifying questions should make the Agent option available, as had been done prior to versions 2.8. Affects 1060 and 1070, which have been reverted to their previous behavior, and prompt 1130-GLB-CantDoThat-Prompt-Initial1 which is now specific to not receiving benefits.</li> <li>2. Add retry and timeout prompts to 1130 that had been inadvertently omitted.</li> </ol>  | Paul Sawyer                |
| <b>10/27/05</b>  | <b>2.10</b> | 1.0 | <ol style="list-style-type: none"> <li>1. Correct prompt text for 1130-GLB-CantDoThat-Prompt-Help1.</li> </ol>   | Paul Sawyer                |
| <b>12 Dec 05</b> | <b>2.11</b> | 1.0 | <ol style="list-style-type: none"> <li>Edited prompt 1100-GLB-KnowBank-Prompt-Help3 to mention Don't Have Them and Wait A Minute.</li> </ol>   | Paul Sawyer                |

|                   |             |     |  |             |
|-------------------|-------------|-----|--|-------------|
| <b>2 Feb 06</b>   | <b>2.12</b> | 1.0 | <p>Changes for Tuning 3:</p> <ol style="list-style-type: none"> <li>1. Move Open Issues about one-step correction and grammar duplications into specific modules. Remove issue about touch tone sounds coming through to recognizer – seems to be fixed now.</li> <li>2. Clarify that “help” in not in any grammar.</li> <li>3. Improve the flexibility of the “agent” synonyms grammar.</li> <li>4. Change the requirement regarding agent synonyms in confirmation (yes/no) grammars.</li> <li>5. Downweight “I don’t know it” in the Help grammar.</li> <li>6. Clarify Help option grammar in 1032.</li> <li>7. In 1050, tweak grammar and set to Never confirm.</li> <li>8. In 1100, change grammar for “I’m ready” to make “I’m” optional. Set DontHave option to Always Confirm. Improve the DontHave confirmation prompt so that it’s clear what a “no” response means. Specify one-step correction for “no, I have them”.</li> <li>9. Highlight sensitivity setting in 1105, which was specified at the previous tuning but may not have been implemented.</li> <li>10. Add Goodbye option in 1370.</li> <li>11. Add synonyms for goodbye in 1510 to catch some OOVs.</li> </ol> | Paul Sawyer |
| <b>5 Feb 06</b>   | <b>2.13</b> | 1.0 | <p>Changes after review and discussion:</p> <ol style="list-style-type: none"> <li>1. Add support for blocked accounts. Affects 1340.</li> <li>2. Fixed wording in 1130 to explain other options when caller is disqualified.</li> </ol>   | Paul Sawyer |
| <b>3 March 06</b> | <b>2.14</b> | 1.0 | <ol style="list-style-type: none"> <li>1. Remove conflicting specifications for the grammar for “agent” synonyms, and refer instead to the agent grammar in the N8NN UI spec.</li> <li>2. Change handling of max retry and max timeout in 1510, so that it hangs up instead of the default behavior to go to 2010. Field experience showed a significant number of cases where infinite looping occurred when the caller said nothing. These may be undetected hang-ups, but even if a caller is still there, they’ve had every explicit opportunity to reach an agent or the main menu, so hanging up is a reasonable action.</li> </ol>  | Paul Sawyer |
| <b>21 Aug 06</b>  | <b>2.15</b> | 1.0 | <p>Changes based on Tuning 4.</p> <ol style="list-style-type: none"> <li>1. Note that “agent” grammar needs tightening.</li> <li>2. 1032: Add “I don’t know” to “maybe” grammar so that it’s caught as “maybe” rather than as “no”. Remove “agent” global grammar for this DM.</li> <li>3. 1130 remove Agent global grammar but keep other globals. Add “menu” as synonym for “main menu”. Tweak initial prompt to suggest they can try again.</li> <li>4. 1050: Add “SSI” as another synonym for “yes”. Tweak low-confidence threshold.</li> <li>5. 1040: Improve prompts to be clear that SSI benefits don’t count, and catch “SSI” as a synonym for “no”.</li> <li>6. 1090: Remove agent synonyms for this DM.</li> <li>7. 1100: Add “yes” and “I have it” as synonyms for “I’m ready”. Set barge-in sensitivity to less sensitive.</li> <li>8. 1110: Add note about missing grammars for “main menu” and “question”.</li> <li>9. 1510: Add “agent agent” as synonym for “agent” in this DM.</li> </ol>   | Paul Sawyer |

|                     |             |     |   |                          |
|---------------------|-------------|-----|---|--------------------------|
| <b>23 Aug 06</b>    | <b>2.16</b> | 1.0 | Change following review of tuning changes.<br>1. Re-order the qualification questions about getting benefits (1040) and getting SSI (1050). If we ask the SSI question first, the benefits question can be simpler.<br>2. Rework 1500 and 1510 to help reduce agent requests: Add silence after 1500. Flush speech input before entering 1510. Re-order the prompt options in 1510 to put Agent last.<br>3. Minor change to 1050-GLB-GetSSI-Prompt-Initial (removal of "First"), to improve flow from 1038. | Paul Sawyer              |
| <b>5 Sept 06</b>    | <b>2.17</b> | 1.0 | 1. Rework handling of "more information" for 1130 so that the Agent synonyms are recognized only if the caller asks for and hears the "more information" message.<br>2. Edit prompts for 1090 to omit mention of Agent synonyms, which are no longer available in this DM.<br>3. Fixed 1050-GetSSI-YN which should send the caller to 1130 – not 11210 – if they are receiving SSI.   | Paul Sawyer/Phil Profili |
| <b>8 Sept 06</b>    | <b>2.18</b> | 1.0 | Removing the confusion over handling of SSI recipients:<br>1. In 1040, if a caller says "no" then 1130 is the correct destination, but if they say "SSI" then they should go to 1120<br>2. In 1050, callers who respond in the affirmative should go to 1120.<br><br>Clarified confirmation prompting in 1130_CantDoThat_DM.  | Phil Profili             |
| <b>23 Apr 07</b>    | <b>2.18</b> | 1.0 | Added DB 1065<br>Added DB 1365  | Sean Stallings<br>VZB    |
| <b>22 May 07</b>    | <b>2.19</b> | 1.0 | Changed message number for silences from 02000/03000 to 20000/30000   | Sean Stallings<br>VZB    |
| <b>25 May 07</b>    | <b>2.20</b> | 1.0 | Updated 1060  | Sean Stallings<br>VZB    |
| <b>25 May 07</b>    | <b>2.21</b> | 1.0 | Updated 1060  | Sean Stallings<br>VZB    |
| <b>09 August 07</b> | <b>2.22</b> | 1.0 | Corrected DB 1065   | Sean Stallings<br>VZB    |
| <b>22 August 07</b> | <b>2.23</b> | 1.0 | Corrected dates   | Sean Stallings<br>VZB    |
| <b>06 Sep 07</b>    | <b>2.24</b> | 1.0 | Removed default global from retry 1 and retry 2 messages<br>Added appropriate prompting for 1110-GLB-CantProceed-Prompt-Help1 and Help2<br>Added "that" to text of Message Number 10407   | Sean Stallings<br>VZB    |
| <b>29 Feb 08</b>    | <b>2.25</b> | 1.0 | Added more detailed privacy statement to 1.1.5 Business rules   | Sean Stallings<br>VZB    |
| <b>15 April 08</b>  | <b>2.26</b> | 1.0 | Updated Module 1030, message 10303, reduced pause to 1 second.<br>Updated Module 1500, reduced 3 second silence to 1 second.  | Sean Stallings<br>VZB    |
| <b>21 April 08</b>  | <b>2.26</b> | 1.0 | Updated footer to the correct UI version 2.26<br>Updated [silence] message numbers to reflect correct numbering system  | Becky Stallings,<br>VzB  |
| <b>05 May 08</b>    | <b>2.27</b> | 1.0 | Updated Section 1.1.5 Business Rules, removed wording regarding privacy statements in other applications.<br>Added Privacy statement to Global Behavior chapter.  | Sean Stallings<br>VZB    |

|                 |        |     |   |                       |
|-----------------|--------|-----|---|-----------------------|
| 26 August 08    | 2.28   | 1.0 | Highlighted Barge-in changes in <b>pink</b><br><br>For BBN Findings Effort:<br><ol style="list-style-type: none"> <li>1. Updated module 1032, simplified wording for message 10323</li> <li>2. Updated module 1040, simplified wording for message 10403</li> <li>3. Updated Module 1050, simplified wording for message 10503</li> <li>4. Updated module 1060, simplified wording for message 10603</li> <li>5. Updated module 1070, simplified wording for message 10703</li> <li>6. Updated module 1090, simplified wording for message 10903</li> </ol> | Sean Stallings<br>VZB |
| 05 September 08 | 2.29   | 1.0 | Updated Module 1032, corrected wording for Retry 2, incorrect prompt had been changed for BBN Findings Effort.  | Sean Stallings<br>VZB |
| 09 September 08 | 2.30   | 1.0 | Updated modules 1032, 1040, 1050, 1060, 1070, 1090, 1100, 1105, 1110, 1130, 1140, 1370, 1510, 2211. Updated all retry 1 and retry prompts, [Global Default] tag now shows before the wording for each prompt – this resolves ticket 22304.  | Sean Stallings<br>VZB |
| 16 September 08 | 2.31   | 1.0 | Highlighted BBN Findings changes in <b>Green</b><br><br>Added Verizon proprietary statement to title page and page headers.   | Sean Stallings<br>VZB |
| 01 December 08  | 2.32   | 1.0 | COADD/BEVE-MRC Tuning 2 Effort-Recommendations From Nuance<br><ol style="list-style-type: none"> <li>1) Updated module 1060, added state and territory to vocabulary for Yes.</li> <li>2) Updated module 1510, added representative, customer service, and [I have a] question to the vocabulary for Agent.</li> </ol>  | Sean Stallings<br>VZB |
| 02 February 09  | 2.33   | 1.0 | Updated Header  | Sean Stallings<br>VZB |
| 21, May 09      | 2.34   | 1.0 | <b>FOAP Effort</b><br><br>Updated section 4.5 Global Command and Global Prompts, added documentation to show that 'main menu' requests only route to module 2212 in COA-DD Global. In all other COA-DD applications 'main menu' will route to Main Menu module 1100.<br><br>Updated module PP 2212, added flag check and routing for FOAP condition.<br><br>Removed all highlights and struck through text for previous efforts.  | Sean Stallings<br>VZB |
| 25 June 09      | 2.34.1 | 1.0 | Added a hyperlink to DM 1100. Corrected typographical errors in DM's 1038, 1040, 1050, 1130, 1140, 1370 and 2212.   | Kim Rothlis<br>VzB    |
| 31 July 2009    | 2.34.2 | 1.0 | DM 1510 :Updated the Action field for 'agent' to reflect current logic.<br>DM 1140 : Updated the Action field for 'agent to reflect current logic.<br>DM 2112: Updated the Action field for 'Condition 1' to reflect current logic.   |                       |

## Table of Contents

|   |           |
|---|-----------|
| <b>Chapter 1: Background and Motivation</b> .....         | <b>63</b> |
| 1.1 Executive Summary.....                                | 63        |
| 1.1.1 <i>What the application does</i> .....              | 63        |
| 1.1.2 <i>Social Security Administration's goals</i> ..... | 63        |
| 1.1.3 <i>Callers' goals</i> .....                         | 63        |

|                   |   |           |
|-------------------|---|-----------|
| 1.1.4             | Caller profiles.....  | 63        |
| 1.1.5             | Business rules.....   | 63        |
| 1.2               | Aesthetics.....   | 64        |
| <b>Chapter 2:</b> | <b>About the Callers .....</b>  | <b>65</b> |
| <b>Chapter 3:</b> | <b>Call Examples .....</b>  | <b>66</b> |
| 3.1               | Sample Call Design Considerations.....  | 66        |
| 3.1.1             | Verboseness .....   | 66        |
| 3.1.2             | Confirmation Strategy.....  | 66        |
| 3.1.3             | Longevity .....   | 66        |
| 3.2               | Call #1: <u>Abbreviated</u> knowledge base auth plus change of address, no problems.....    | 67        |
| 3.3               | Call #2: <u>Full</u> knowledge base auth plus change of address, lots of confirmations..... | 70        |
| 3.4               | Call #3: Password plus direct deposit, no problems .....                                    | 75        |
| <b>Chapter 4:</b> | <b>Global Behavior .....</b>  | <b>78</b> |
| 4.1               | Time-outs and Retries.....  | 78        |
| 4.2               | Privacy .....   | 79        |
| 4.3               | System Timeout.....   | 79        |
| 4.4               | Help prompts .....  | 79        |
| 4.5               | Global Commands and Global Prompts.....   | 81        |
|                   | Global Commands Vocabulary .....  | 81        |
|                   | Table: Auxiliary Global Prompts .....   | 81        |
|                   | Table: Grammar Synonyms .....   | 82        |
|                   | Note on Confirmation Grammars.....  | 82        |
| 4.6               | DTMF Collection.....  | 82        |
| 4.6.1             | Termination of digit strings using the pound sign.....                                      | 82        |
| 4.6.2             | Invalid DTMF input should be rejected.....  | 82        |
| 4.6.3             | End-of-DTMF timeout .....   | 83        |
| 4.6.4             | Key-ahead.....  | 84        |
| 4.7               | Digit-String Playback .....   | 84        |
| 4.8               | Event Logging.....  | 84        |
| 4.9               | Internal DialogModule Functionality.....  | 85        |
| <b>Chapter 5:</b> | <b>Detailed Dialog Specification .....</b>  | <b>86</b> |
| 5.1               | How to Read the Call-Flow Tables .....  | 86        |
| 5.2               | Call-Flow Tables .....  | 87        |
|                   | 1000-BeginApplication-Check.....  | 87        |
|                   | 1010-WelcomeDD-Msg .....  | 87        |
|                   | 1012-SFWelcomeDD-Msg.....   | 88        |
|                   | 1020-WelcomeCOA-Msg.....  | 88        |
|                   | 1022-SFWelcomeCOA-Msg.....  | 88        |
|                   | 1030-DoUqualify-Msg.....  | 89        |
|                   | 1032-HavePwd-VM .....   | 89        |
|                   | 1034-PingKBA-DB.....  | 91        |
|                   | 1035-PingPwd-DB .....   | 91        |
|                   | 1036-SystemAvailability-Check.....  | 92        |
|                   | 1038-IntroQual-Msg .....  | 92        |

|   |     |
|---|-----|
| 1040-GetBeneNow-YN .....                | 92  |
| 1050-GetSSI-YN .....                    | 94  |
| 1060-LiveInUS-YN.....                   | 95  |
| 1065_MI 53 Host Transaction .....       | 97  |
| 1070-OwnBene-VM.....                    | 97  |
| 1080-COAorDD-Check.....                 | 98  |
| 1090-KnowZip-VM .....                   | 98  |
| 1100-KnowBank-VM .....                  | 99  |
| 1105-SayReady-VM.....                   | 101 |
| 1110-CantProceed-VM.....                | 103 |
| 1120-CantUse-Msg.....                   | 104 |
| 1130_CantDoThat_DM.....                 | 104 |
| 1140_HelpForCantDoThat_DM.....          | 105 |
| 1300-PWDorKB-Check .....                | 107 |
| 1310-UsingPwd-Check .....               | 107 |
| 1320-CallPwdAuth-Code .....             | 107 |
| 1330-CallKBAuth-Code .....              | 107 |
| 1340-authstatus-Check.....              | 108 |
| 1350-CallCOA-Code.....                  | 108 |
| 1360-checkstatus-Check .....            | 108 |
| 1365 MI 54 Host Transaction .....       | 109 |
| 1370-done-VM.....                       | 109 |
| 1450-CallDD-Code .....                  | 110 |
| 1500-CantAuth-Msg.....                  | 110 |
| 1510-NowWhat-VM .....                   | 110 |
| 2010-DMfailure-Msg.....                 | 112 |
| 2100-AfterHours-Check.....              | 112 |
| 2101-ErrorAfterHours-Check.....         | 112 |
| 2110-GettingHelpOperator-Msg .....      | 113 |
| 2111-ErrorGettingHelpOperator-Msg ..... | 113 |
| 2112-ErrorAfterHours-Msg.....           | 114 |
| 2211-ReturnToMain_or_HangUP-VM .....    | 114 |
| 2212-ThanksBeforeReturn-Msg.....        | 116 |

## Chapter 5: Background and Motivation

The Social Security Administration serves callers currently receiving benefits as well as the general population with self-service and informational assistance. SSA is looking for ways to improve self-service options for both calling populations. Existing self-service options are currently available from the SSA web site or via the SSA N8NN telephone interface. SSA would like to enhance the telephone based self-service options to include advanced speech with a real-time request processing. The self-service functions contained within the scope of this project are 1) Change of Address, and 2) Set-up or change of Direct Deposit.

### 5.1 Executive Summary

#### 5.1.1 What the application does

The Change of Address / Direct Deposit application enables callers who are receiving Social Security benefits to change their mailing address and set up or change direct deposit of benefits to a bank account.

#### 5.1.2 Social Security Administration's goals

Primary goals of the speech application are to:

- Provide universal access to the SSA's automated services by providing an access channel for callers including the visually impaired.
- Offer real-time handling of change-of-address and direct-deposit requests without needing to transcribe information collected by the existing automated Touch Tone system. Doing so will eliminate transcription time and transcription errors, as well as minimize the time lag between callers making the request and transcription of the request.

One business objective for the speech application is cost reduction. Automating calls and minimizing the number of calls to SSA agents is the primary mechanism towards this goal. As such, the application will be implemented in a way to streamline and automate requests.

#### 5.1.3 Callers' goals

Callers are seeking simple self service.

#### 5.1.4 Caller profiles

Callers who receive benefits are either retired or disabled.

#### 5.1.5 Business rules

The privacy of caller's personal information must be protected. Caller identity must be verified before allowing changes to information that determines where benefit checks are sent.

## 5.2 Aesthetics

Jill converses with caller in a clean yet informal, role-appropriate female voice. She is friendly, competent and resourceful. Even when she's unable to complete a caller's request, she usually provides helpful suggestions on how they can proceed.



---

## Chapter 6: About the Callers

Caller characteristics are believed to be mostly similar to those described in the UI specification for the BEVE-MRC application that is Phase 1 of the call automation project. Those characteristics are incorporated here by reference.

SSA anticipated that the number of repeat callers will be higher for the Change-of-Address function due to callers who spend time in two or more locations each year, such as living in Florida for the winter and a northern state for the summer. For this reason, this application needs to encourage callers to set up and use a Personal Identification Number (PIN) so that they can avoid the lengthy verification process on each call.

## Chapter 7: Call Examples

Callers arrive at this portion of the system by navigating through the N8NN main menu system. This can take a minute or more of DTMF interactions. The design of the interactions should accommodate this change in interaction style between the DTMF portion of the larger system and the “conversational” nature of the Speech Application. This may be accomplished through audio iconography, signposting and prompt text.

Callers have explicitly chosen the self service route, and are transferred to the speech system AFTER choosing either the “change of address” or “direct deposit” path. The Speech system will receive a flag signifying the task the caller is attempting to complete. For both functions, caller identity must first be verified using either a social security number (SSN) plus password, or SSN plus several items of personal information such as mother’s maiden name.

*The sample calls shown here are an early draft and do not necessarily reflect the current call flow or wording. Sample calls will be updated at a later time.*

### 7.1 Sample Call Design Considerations

#### 7.1.1 Verboseness

Jill’s audio and prompts are designed to accommodate the vast majority of callers whose VUI experience is either limited or perhaps nonexistent. The verbiage is designed to convey a clear mental model of how Jill behaves and what her capabilities are. This subtly helps callers remember to avoid chatty responses.

#### 7.1.2 Confirmation Strategy

All of the actual data elements need to be confirmed at some point. Where possible confirmations are grouped, as with full name and full address so that with high-confidence recognitions, callers hear only one confirmation. Where confidence is lower, or where an item isn’t part of a logical group, individual data items are confirmed.

#### 7.1.3 Longevity

Since callers aren’t expected to use the system frequently (say twice a year at most), Jill is slightly biased towards relatively severe hand-holding to minimize the number of callers who opt for a live agent. Jill doesn’t advertising operator assistance, though she will eventually recommend it as a path of last resort.

## 7.2 Call #1: Abbreviated knowledge base auth plus change of address, no problems

This example shows what the call flow *could* be if we're allowed to ask fewer questions for verification. The present client requirement is to ask all of the questions shown in Call 2, but there's a chance they'll be able to relax that requirement to the subset shown here.

| prompt ID   | prompt text  |
|-------------|--|
| CallOne0010 | [Leisurely pace, not too fast.] Hello! You've reached the automated Change of Address service. I'll be asking you several questions, and you can SPEAK your answers. Just be sure to speak clearly and loud enough for me to hear over the phone. Note that this call may be monitored or recorded for quality assurance purposes.           |
| CallOne0015 | If you've gotten to the wrong place, or you change your mind about proceeding, you can say * Main Menu * at any time. And if you have a question about anything I ask you, you can say * Question * at any time. <2 sec pause> OK, let's get started. First I have to ask a few questions to see whether you can use this automated service. |
| CallOne0020 | Are you currently receiving Social Security disability, retirement, or survivor benefits? Yes or no.   |
| CallOne0030 | Yes.   |
| CallOne0040 | OK. And are you also receiving S S I or supplemental security insurance payments? Yes or no.   |
| CallOne0050 | No.  |
| CallOne0060 | Alright. Are you currently residing in a state or territory of the United States?  |
| CallOne0070 | Yes.   |
| CallOne0080 | Good. Is the change you're calling about for your OWN benefit or payment?  |
| CallOne0090 | Yes.   |
| CallOne0100 | Alright. Now, let's see what we need to update. Please say Change My Address, Change My Phone Number, or Change Both.  |
| CallOne0110 | Change address.  |
| CallOne0120 | OK, I can help you with that.  |
| CallOne0130 | Do you have a password that was issued to you by the Social Security Administration? Yes or No. <4 sec pause> If you aren't sure, just say NO and we'll go on.   |
| CallOne0140 | No.  |

|             |   |
|-------------|---|
| CallOne0150 | That's OK. Before I can make any changes, I'll need to ask you some questions to verify who you are. There are just four questions so it won't take long. You'll need to know your social security number, and the zip code of your new address. Do you have both of those numbers handy? |
| CallOne0160 | Yes.  |
| CallOne0170 | Great. What's your social security number?  |
| CallOne0180 | <i>One two three, four five, four three two one.</i>  |
| CallOne0190 | So that's * one * two * three *** four * five *** four * three * two * one. Is that correct?  |
| CallOne0200 | Yes.  |
| CallOne0210 | Now I need your full name.  |
| CallOne0220 | Let's start with your last name. Please say and spell your last name. For example, if your last name was Kusack, you'd say "Kusack spelled K U S A C K."  |
| CallOne0230 | <i>Jones spelled J O N E S.</i>   |
| CallOne0240 | And now let me get your first name including spelling.  |
| CallOne0250 | <i>Christine spelled C H R I S T I N E.</i>   |
| CallOne0260 | Let me read that back. Last name * Jones * spelled * J O N E S. First name * Christine * spelled * C H R I S T I N E. Did I get that right?   |
| CallOne0270 | Yes.  |
| CallOne0280 | Next I need to know your date of birth with month, day, and year, such as January fifth, nineteen thirty five. What's your date of birth?   |
| CallOne0290 | <i>December twenty fifth nineteen thirty nine.</i>  |
| CallOne0300 | That's * December * twenty fifth * nineteen thirty nine. Is that correct?   |
| CallOne0310 | Yes.  |
| CallOne0320 | Got it. Hold on while I check our database. It may take a few seconds. <4 sec pause> OK, everything checks out. Now let's get on to your address change.  |
| CallOne0330 | I need to know the effective date for this change. You can say Immediately, or say a specific date in the next three months.  |
| CallOne0340 | <i>Immediately.</i>   |
| CallOne0350 | Got it. Now for the new address, ...  |
| CallOne0360 | I need to get the zip code first so I can look up the city and state. Please say the five-digit zip code now.   |
| CallOne0370 | <i>Oh two one three eight.</i>  |

|             |  |
|-------------|--|
| CallOne0380 | OK, I got the city and state information from your zip code. Now I need just your street address, P. O. Box, or rural route number. For example, you could say 1 2 3 Main Street West, or P. O. Box 1 2 3 4 5. Go ahead and say your address.  |
| CallOne0390 | <i>Eleven Garden Street</i>  |
| CallOne0400 | If there's an apartment number, please say it now. Otherwise, just say No Apartment.   |
| CallOne0410 | <i>No apartment.</i>   |
| CallOne0420 | Let me make sure I've got it right. I have * Eleven * Garden Street * Cambridge * Massachusetts * zero two one three eight. Is that correct?   |
| CallOne0430 | <i>Yes.</i>  |
| CallOne0440 | Hold on while I send your information. This may take a few seconds. <4 sec pause> OK, the update was accepted. Your information change has been sent for processing which may take up to three business days, and you won't be able to make any other changes during that time. As you requested, this change will be effective on * December * third * two thousand four. |
| CallOne0450 | If there's anything else we can do for you, I can either put you back at the main menu, or transfer you to an agent. If you're finished, you can just hang up. So, Main Menu, Agent, or Goodbye?   |
| CallOne0460 | <i>Goodbye.</i>  |
| CallOne0470 | Thank you. Goodbye.  |

### 7.3 Call #2: Full knowledge base auth plus change of address, lots of confirmations

This example shows how lengthy a call could be with all the verification questions and trouble understanding the caller.

| prompt ID   | prompt text  |
|-------------|--|
| CallTwo0010 | [Leisurely pace, not too fast.] Hello! You've reached the automated Change of Address service. I'll be asking you several questions, and you can SPEAK your answers. Just be sure to speak clearly and loud enough for me to hear over the phone. Note that this call may be monitored or recorded for quality assurance purposes.           |
| CallTwo0015 | If you've gotten to the wrong place, or you change your mind about proceeding, you can say * Main Menu * at any time. And if you have a question about anything I ask you, you can say * Question * at any time. <2 sec pause> OK, let's get started. First I have to ask a few questions to see whether you can use this automated service. |
| CallTwo0020 | Are you currently receiving Social Security disability, retirement, or survivor benefits? Yes or no.   |
| CallTwo0030 | <i>(something mumbled)</i>   |
| CallTwo0040 | Sorry, I didn't hear you. I need to know whether you're currently receiving Social Security benefits in the form of a check or direct deposit. Please speak clearly and say Yes or No.   |
| CallTwo0050 | <i>Yes.</i>  |
| CallTwo0080 | OK. And are you also receiving S S I or supplemental security insurance payments? Yes or no.   |
| CallTwo0090 | <i>No.</i>   |
| CallTwo0100 | Are you currently residing in a state or territory of the United States? Yes or no.  |
| CallTwo0110 | <i>Yes.</i>  |
| CallTwo0120 | Is the change you're calling about for your OWN benefit or payment?  |
| CallTwo0130 | <i>Yes.</i>  |
| CallTwo0140 | Alright. Now, let's see what we need to update. Please say Change My Address, Change My Phone Number, or Change Both.  |
| CallTwo0150 | <i>Well, I moved so I guess I need to change everything.</i>   |
| CallTwo0160 | I'm sorry, I didn't understand you. I only understand certain words, so let's try again. You can say Change My Address. Or you can say Change My Phone Number. Or, Change Both.  |
| CallTwo0170 | <i>Change both.</i>  |
| CallTwo0180 | OK, I can help you with that.  |

|             |  |
|-------------|--|
| CallTwo0190 | Do you have a seven-digit password that was issued to you by the Social Security Administration? Yes or No. <4 sec pause> If you aren't sure, just say NO and we'll go on.   |
| CallTwo0200 | <i>What?</i>   |
| CallTwo0210 | I'm sorry, I didn't understand you. If you have a seven-digit password that was mailed to you by the Social Security Administration, say YES. If you don't have a password, or you aren't sure, just say NO and we'll go on. <4 sec pause> Yes or No.  |
| CallTwo0220 | <i>No.</i>   |
| CallTwo0230 | That's OK. Before I can make any changes, I'll need to ask you some questions to verify who you are. There are eight questions and it'll take a couple of minutes to go through them. In addition to questions about your name and date and place of birth, you'll need to know your social security number, the dollar amount of your last benefit payment, and the zip code of your new address. Do you have all of those numbers handy? |
| CallTwo0240 | <i>I think so.</i>   |
| CallTwo0250 | I'm sorry, I didn't understand you. If you have your social security number, the amount of your last benefit payment, AND your new zip code with you right now, please say YES. Otherwise, say NO.   |
| CallTwo0260 | <i>Yes.</i>  |
| CallTwo0270 | Great. What's your social security number?   |
| CallTwo0280 | <i>One two three, four five, four three two one.</i>   |
| CallTwo0290 | So that's * one * two * three *** four * five *** five * three * two * one. Is that correct?   |
| CallTwo0300 | <i>No.</i>   |
| CallTwo0310 | Sorry, my mistake. Let's try again. Please say your social security number, or enter it on your telephone keypad.  |
| CallTwo0320 | <i>One two three, four five, four three two one.</i>   |
| CallTwo0330 | So that's * one * two * three *** four * five *** four * three * two * one. Is that correct?   |
| CallTwo0340 | <i>Yeah.</i>   |
| CallTwo0350 | Sorry. Did I get the number correct? Yes or No.  |
| CallTwo0360 | <i>YES!</i>  |
| CallTwo0370 | Thank you. Now I need your full name.  |
| CallTwo0380 | Let's start with your last name. Please say and spell your last name. For example, if your last name was Kusack, you'd say "Kusack spelled K U S A C K.  |
| CallTwo0390 | <i>Smyth spelled S M Y T H.</i>  |
| CallTwo0400 | I think you said * Smith * spelled * S M I T H. Is that correct?   |

|                    |   |
|--------------------|---|
| <i>CallTwo0410</i> | <i>No.</i>  |
| <i>CallTwo0420</i> | <i>Sorry, just spell your last name for me.</i>   |
| <i>CallTwo0430</i> | <i>S M Y T H.</i>   |
| <i>CallTwo0440</i> | <i>I think you said * Smyth * spelled * S M Y T H. Is that correct.</i>   |
| <i>CallTwo0450</i> | <i>Yes.</i>   |
| <i>CallTwo0460</i> | <i>And now let me get your first name including spelling.</i>   |
| <i>CallTwo0470</i> | <i>Dauida spelled D A V I D A.</i>  |
| <i>CallTwo0480</i> | <i>I think you said Dauida spelled D A V I D A. Is that correct?</i>  |
| <i>CallTwo0490</i> | <i>Yes.</i>   |
| <i>CallTwo0500</i> | <i>Let me read that back. Last name * Smyth * spelled * S M Y T H. First name * Dauida * spelled * D A V I D A. Did I get that right?</i>   |
| <i>CallTwo0510</i> | <i>Yes.</i>   |
| <i>CallTwo0520</i> | <i>Good. Some people have another last name that is associated with their social security account, such as a maiden name or a professional name. Do you have an ALTERNATE last name? Yes or no?</i> |
| <i>CallTwo0530</i> | <i>Yes, Jones.</i>  |
| <i>CallTwo0540</i> | <i>Please say and spell your other last name.</i>   |
| <i>CallTwo0550</i> | <i>Jones spelled J O N E S.</i>   |
| <i>CallTwo0560</i> | <i>Let me read that back. That's * Jones * spelled * J O N E S. Did I get that right?</i>   |
| <i>CallTwo0570</i> | <i>Yes.</i>   |
| <i>CallTwo0580</i> | <i>Next I need to know your date of birth with month, day, and year, such as January fifth, nineteen thirty five. What's your date of birth?</i>  |
| <i>CallTwo0590</i> | <i>December twenty fifth, nineteen oh nine.</i>   |
| <i>CallTwo0600</i> | <i>That's * December * twenty fifth * nineteen oh five. Is that correct?</i>  |
| <i>CallTwo0610</i> | <i>No, it's nineteen oh NINE.</i>   |
| <i>CallTwo0620</i> | <i>Sorry, my mistake. Please say your full date of birth one more time.</i>   |
| <i>CallTwo0630</i> | <i>December twenty fifth nineteen oh nine.</i>  |
| <i>CallTwo0640</i> | <i>That's * December * twenty fifth * nineteen oh nine. Is that correct?</i>  |
| <i>CallTwo0650</i> | <i>Yes.</i>   |
| <i>CallTwo0660</i> | <i>I also have to ask your mother's maiden name.</i>  |
| <i>CallTwo0670</i> | <i>Please say and spell your mother's maiden last name.</i>   |
| <i>CallTwo0680</i> | <i>Schwartz spelled S C H W A R T Z.</i>  |
| <i>CallTwo0690</i> | <i>Let me read that back. That's * Schwartz * spelled S C H W A R T Z. Did I get that right?</i>  |



|                    |  |
|--------------------|--|
| <i>CallTwo0700</i> | <i>Yes.</i>  |
| <i>CallTwo0710</i> | <i>Got it. Only two more questions and you'll be verified.</i>   |
| <i>CallTwo0720</i> | <i>I need to know where you were born. Please say the name of the STATE or territory where you were born, or say OTHER if it wasn't a state or territory.</i>  |
| <i>CallTwo0730</i> | <i>North Dakota.</i>   |
| <i>CallTwo0740</i> | <i>I think you said * South Dakota. Is that correct?</i>   |
| <i>CallTwo0750</i> | <i>No, north.</i>  |
| <i>CallTwo0760</i> | <i>Sorry, my mistake. Please tell me the state or territory again.</i>   |
| <i>CallTwo0770</i> | <i>NORTH Dakota.</i>   |
| <i>CallTwo0780</i> | <i>I think you said * North Dakota. Is that correct?</i>   |
| <i>CallTwo0790</i> | <i>Yes.</i>  |
| <i>CallTwo0800</i> | <i>One last question. What was the amount of the last benefit payment you received in dollars and cents?</i>   |
| <i>CallTwo0810</i> | <i>One forty seven fifty three.</i>  |
| <i>CallTwo0820</i> | <i>I'm sorry, I didn't understand that. Please say the amount as dollars and cents, such as one hundred twenty nine DOLLARS and thirty seven CENTS.</i>  |
| <i>CallTwo0830</i> | <i>One hundred forty seven dollars and fifty three cents.</i>  |
| <i>CallTwo0840</i> | <i>I think you said * one * hundred * forty seven * dollars and * fifty three * cents. Is that correct?</i>  |
| <i>CallTwo0850</i> | <i>Yes.</i>  |
| <i>CallTwo0860</i> | <i>Got it. Hold on while I check our database. It may take a few seconds. &lt;4 sec pause&gt; OK, everything checks out. Now let's get on to your address change.</i>  |
| <i>CallTwo0870</i> | <i>I need to know the effective date for this change. You can say Immediately, or say a specific date in the next three months.</i>  |
| <i>CallTwo0880</i> | <i>Immediately.</i>  |
| <i>CallTwo0890</i> | <i>Got it. Now for the new address, ...</i>  |
| <i>CallTwo0900</i> | <i>I need to get the zip code first so I can look up the city and state. Please say the five-digit zip code now.</i>   |
| <i>CallTwo0910</i> | <i>Oh two one three eight.</i>   |
| <i>CallTwo0920</i> | <i>Please say the five-digit zip code again, saying the digits one by one.</i>   |
| <i>CallTwo0930</i> | <i>Oh. Two. One. Three. Eight.</i>   |
| <i>CallTwo0940</i> | <i>OK, I got the city and state information from your zip code. Now I need just your street address, P. O. Box, or rural route number. For example, you could say 1 2 3 Main Street West, or P. O. Box 1 2 3 4 5. Go ahead and say your address.</i> |

|                    |   |
|--------------------|---|
| <i>CallTwo0950</i> | <i>Eleven Garden Street</i>   |
| <i>CallTwo0960</i> | Sorry, I didn't understand that. I need your street address or P. O. box number. For example, you can say one twenty-four Belvedere Street, or P. O. Box 1 2 3 4 5. I also understand rural routes. Please say your address now.  |
| <i>CallTwo0970</i> | <i>Eleven. Garden. Street.</i>  |
| <i>CallTwo0980</i> | I think you said * eleven * Garden Street. Is that correct?   |
| <i>CallTwo0990</i> | <i>Yes.</i>   |
| <i>CallTwo1000</i> | If there's an apartment number, please say it now. Otherwise, just say No Apartment.  |
| <i>CallTwo1010</i> | <i>No apartment.</i>  |
| <i>CallTwo1020</i> | Let me make sure I've got it right. I have * eleven * Garden Street * Cambridge * Massachusetts * zero two one three eight. Is that correct?  |
| <i>CallTwo1030</i> | <i>Yes.</i>   |
| <i>CallTwo1040</i> | Great! Hold on while I send your information. This may take a few seconds. <4 sec pause> OK, the update was accepted. Your information change has been sent for processing which may take up to three business days, and you won't be able to make any other changes during that time. As you requested, this change will be effective on * December * third * two thousand four. |
| <i>CallTwo1050</i> | If there's anything else we can do for you, I can either put you back at the main menu, or transfer you to an agent. If you're finished, you can just hang up. So, Main Menu, Agent, or Goodbye?  |
| <i>CallTwo1060</i> | <i>G'Bye.</i>   |
| <i>CallTwo1070</i> | I think you said Goodbye. Is that correct?  |
| <i>CallTwo1080</i> | <i>YES!</i>   |
| <i>CallTwo1090</i> | Thank you. Goodbye.   |

## 7.4 Call #3: Password plus direct deposit, no problems

This example shows how quick the flow could be if the caller has a password. It also shows an example of help.

| prompt ID     | prompt text  |
|---------------|--|
| CallThree0010 | [Leisurely pace, not too fast.] Hello! You've reached the automated Direct Deposit service. I'll be asking you several questions, and you can SPEAK your answers. Just be sure to speak clearly and loud enough for me to hear over the phone. Note that this call may be monitored or recorded for quality assurance purposes.                                    |
| CallThree0020 | If you've gotten to the wrong place, or you change your mind about proceeding, you can say * Main Menu * at any time. And if you have a question about anything I ask you, you can say * Question * at any time. <2 sec pause> OK, let's get started. First I have to ask a few questions to see whether you can use this automated service.                       |
| CallThree0030 | Are you currently receiving Social Security disability, retirement, or survivor benefits? Yes or no.   |
| CallThree0040 | Yes.   |
| CallThree0050 | OK. And are you ALSO receiving S S I or supplemental security insurance payments?  |
| CallThree0060 | No.  |
| CallThree0070 | Alright. Are you currently residing in a state or territory of the United States? Yes or no.   |
| CallThree0080 | Yes.   |
| CallThree0090 | OK. Is the change you're calling about for your OWN benefit or payment?  |
| CallThree0100 | Yes.   |
| CallThree0110 | Good. Do you have a password that was issued to you by the Social Security Administration? Yes or No.  |
| CallThree0120 | Yes.   |
| CallThree0130 | Great, that'll make this much quicker.   |
| CallThree0140 | Before I can make any changes, I'll need to ask you a couple of questions to verify who you are. You'll need to know your social security number * your password * your bank account number * and the routing number for YOUR bank account, which you can get from one of your checks, or from your financial institution. Do you have all of those numbers handy? |
| CallThree0150 | Yes.   |
| CallThree0160 | OK, here's the first question.. What's your social security number?  |
| CallThree0170 | One two three, four five, four three two one.  |

|               |   |
|---------------|---|
| CallThree0180 | So that's * one * two * three *** four * five *** four * three * two * one. Is that correct?  |
| CallThree0190 | Yes.  |
| CallThree0200 | What's your seven-digit password?   |
| CallThree0210 | Seven nine two oh oh six one.   |
| CallThree0220 | That's * seven nine two * zero zero * six one. Did I get it right?  |
| CallThree0230 | Yes.  |
| CallThree0240 | Got it. Hold on while I check our database. It may take a few seconds. <4 sec pause> OK, everything checks out.   |
| CallThree0250 | Now let's move on to your direct deposit information.   |
| CallThree0260 | For the account you want to use, are you the owner of the account?  |
| CallThree0270 | Yes.  |
| CallThree0280 | Good. Now tell me the type of account this is. Your choices are * Checking * Savings * Investment * or * Other.   |
| CallThree0290 | Checking.   |
| CallThree0300 | OK. I need to know the effective month for this change. Because of the lead time in processing checks, your choices are * January * February * or * March.  |
| CallThree0310 | February.   |
| CallThree0320 | Sure * February * is fine.  |
| CallThree0330 | Now, you'll need to know two numbers that you can find on the bottom of a check, or you can get them from your financial institution. The first is a nine-digit bank routing number. <1 sec pause> The second is your personal account number. <1 sec pause> If you have these numbers, say I Have The Numbers. Otherwise say More Information. |
| CallThree0340 | More information.   |
| CallThree0350 | Sure, here's a bit more information about those numbers. The bank routing number is exactly nine digits and is printed on the bottom of each check in between two marks that look like a vertical bar followed by a colon.  |
| CallThree0360 | Your account number is some number of digits ending with a symbol that looks like two vertical bars followed by a square dot. Don't confuse your ACCOUNT number with your CHECK number that is both at the bottom and at the top right of your check.   |
| CallThree0370 | If you don't have these numbers, you'll need to get them from your financial institution before we can set up or change direct deposit. If you DO have the numbers now, say I Have The Numbers.   |

|               |  |
|---------------|--|
| CallThree0380 | If you need to speak with an agent, say Agent. If you'd like to do something else, say Main Menu. If you want to call again later, say Goodbye or just hang up. To hear this information again, say More Information.  |
| CallThree0390 | <i>I have the numbers.</i>   |
| CallThree0400 | Great. What's the nine-digit bank routing number?  |
| CallThree0410 | <i>One two four seven zero two six four four.</i>  |
| CallThree0420 | That's * one two four * seven zero * two six * four four. Is that correct?   |
| CallThree0430 | <i>Yes.</i>  |
| CallThree0440 | Got it. And what's your account number?  |
| CallThree0450 | <i>Seven six five four three two.</i>  |
| CallThree0460 | That's * seven * six * five *** four * three * two. Is that correct?   |
| CallThree0470 | <i>Yes.</i>  |
| CallThree0480 | Alright. Hold on while I send your information. This may take a few seconds. <4 sec pause> OK, the update was accepted. Your information change has been sent for processing which may take up to three business days, and you won't be able to make any other changes during that time. This change will be effective with your * February * benefit payment. |
| CallThree0490 | If there's anything else we can do for you, I can either put you back at the main menu, or transfer you to an agent. If you're finished, you can just hang up. So, Main Menu, Agent, or Goodbye?   |
| CallThree0500 | <i>Goodbye.</i>  |
| CallThree0510 | Thank you. Goodbye.  |

## Chapter 8: Global Behavior

### 8.1 Time-outs and Retries

While the retry prompts are specified in the DialogModule tables, they are to be preceded by the appropriate apology prefix as outlined below:

|             |            |                         |                          |              |   |
|-------------|------------|-------------------------|--------------------------|--------------|---|
| Retry 1 & 2 | IF retry 1 | Message Number<br>00110 | upon rejection of speech | apology_re1  | I'm sorry, I didn't understand you.               |
|             |            | Message Number<br>00111 | upon rejection of speech |              | My mistake.                                       |
|             | IF retry 2 | Message Number<br>00112 | upon confirmation        | apology_re2  | I'm sorry, I still didn't understand you.         |
|             |            | Message Number<br>00113 | upon rejection of speech | apology_re2_ | My mistake again.                                 |
|             |            |                         | upon confirmation        | [...]        | <retry prompt(s) specified in DialogModule table> |

Note that Timeout prefixes for the *collection* phase (rejection of speech) are included as part of the Timeout prompts in each DM, whereas Timeout prefixes for the *confirmation* phase are usually not specified in the DM tables.

|           |  |             |  |
|-----------|--|-------------|--|
| Timeout 1 |  | apology_to1 | I'm sorry, I didn't hear anything.       |
| Timeout 2 |  | apology_to2 | I'm sorry, I still didn't hear anything. |

Max. timeout is globally set to 2 – exceptions will be indicated in the tables.

Max. retry is globally set to 2 – exceptions will be indicated in the tables.

When either max timeouts or max retries is reached, transfer to the DM indicated for this purpose.

## 8.2 Privacy

No information collected in this application is considered sensitive.

## 8.3 System Timeout

In addition to the regular timeouts, there is also a global *System Timeout*, set to a specific number of minutes. If the duration of one call exceeds this System Timeout, the call-flow will be interrupted with the prompt below to inform the caller that the maximum amount of time for the call duration has been exceeded. After the payout of this prompt, the call will be terminated. (This also means that *barge-in* is OFF during the play-out of these prompts, since there is no recognition state following.)

| System Timeout | Message Number   | Time Limit | System Timeout message  |   |
|----------------|------------------|------------|---|---|
|                | 00114            | 15 minutes | system_timeout_a  | I'm sorry to interrupt, but it looks like you're having trouble since we've been on this call for more than ... |
|                | [CPR]            |            | <system-timeout in minutes> e.g. "...30..."   |   |
| 00115          | system_timeout_b |            | ...minutes. I'll need to hang up now. You might want to call back and ask to speak with an agent. Good bye. |   |

## 8.4 Help prompts

Unless otherwise specified by the DialogModule table, the default behavior will always be to 're-enter' the DialogModule directly after the Help prompt has played, so the application will listen for the input again. It does this while resetting any timeout and retry counters, thus as if it were the initial try, but *without playing the initial prompt again*. This is because the prompt for the input will be contained *in the Help prompt itself*, perhaps with a slightly different verbiage.

In summary:

- 1) Play Help prompt(s) specified in the UI table
- 2) Unless otherwise specified in the table, re-enter the same state to listen for caller input
- 3) Do *not* play the initial prompt of this state after the Help prompt

Important note: caller can barge-in on the Help prompt (unless otherwise specified by the table) which will cause the Help prompt to immediately *stop* playing and the recognizer to parse the caller's input according to the vocabulary of the state following the Help prompt (this state typically is the same state). While the caller can start speaking before the end of the Help prompt, the *beginning\_of\_speech* timer will not start until the Help prompt has finished playing (which is the same behavior as with any other prompt played that callers can barge-in on).


Note well that *Help* is an historical term for assistance to callers. The word "help" is specifically *not* included in the grammars because as a single-syllable global command it causes too many recognition problems. Callers are advised that they can say "more information" and there are other synonyms listed in the global table. There is also evidence

from usability studies that callers are more likely to make use of a neutral term such as “more information” that does not make them feel inadequate by asking for help.



## 8.5 Global Commands and Global Prompts

### Global Commands Vocabulary

| Speech Input  |  |  |  |  |
|---|--|--|--|---|
| This table specifies the global commands that can be spoken from anywhere in the application. The application behavior upon these commands is always the same, unless the DialogModule specifically overrides the global behavior.  |  |  |  |   |
| Application   | Commands   | DTMF   | Action (unless re-specified by the module)   | Confirm.  |
| All   | Question<br>[I] don't know [it] (but downweight this one in the grammar)<br><br>More information<br><br>NOTE: "Help" is NOT in this grammar, nor in any grammar for this application unless specifically noted for a single DM table.                        | *  | First play the Help prompt as specified for the module, then wait for input again. (New prompt for input will be part of each Help message.) | Never   |
| All   | Agent<br><br>(Refer to the N8NN UI spec for the grammar for agent synonyms.)<br><br>Tuning 4 recommends "tightening" the agent grammar so that phrases without verbs are not included. A new Agent grammar will be supplied for use in both N8NN and COA-DD. | 0  | Go to: 2100-AfterHours-Check   | Always  |
| COA-DD Global   | Main menu [please]   | 9  | Go to: 2212-ThanksBeforeReturn-Msg   | If necessary  |
| Direct Deposit,<br>Password Auth,<br>Knowledge Based Auth,<br>Change of Address   | Main menu [please]   | 9  | Go to: N8NN Main Menu module 1100-Main-DM  | If necessary  |
| Confirmation prompts  |  |  |  |   |
| Option  | Name   | Wording  |  |   |
| Operator  | gl_conf_operator   | [I think you said] you want to talk to an agent. [Is that correct?]        |  |   |
| Main menu   | gl_conf_mainmenu   | [I think you said] you want to return to the Main Menu. [Is that correct?] |  |   |
| Developer Notes   |  |  |  |   |
| <p><b>NOTE ON GOODBYE:</b> Recent wisdom among UI designers is that Goodbye is seldom used by callers and therefore only causes recognition problems. We have traditionally included Goodbye because some callers like the closure it seems to provide. However, the usability data we've accumulated suggests that it causes more problems than it solves. Therefore, we propose to remove Goodbye from this application, and simply offer callers the option of hanging up.</p> |  |  |  |   |

### Table: Auxiliary Global Prompts

| These prompts are used in several locations throughout the application, and are listed here simply to ensure they show up in the prompt recording lists. |                      |
|--|----------------------|
| Generic Prompts  |                      |
| Name   | Wording              |
| default_confirmation_initialprompt_part1   | I think you said ... |

|  |                  |
|--|------------------|
| default_confirmation_initialprompt_part2 | Is that correct? |
|--|------------------|

## Table: Grammar Synonyms

| In several places, synonyms are needed for common grammar items. This table lists the synonyms that should be defined. |  |
|--|--|
| Basic grammar  | Synonyms   |
| yes  | yeah, sure, correct, that's correct, yes ma'am, right, OK    |
| no   | nope, no that's not it, no that's not right, no ma'am, wrong |
|  |  |

## Note on Confirmation Grammars

The preceding requirement has been rescinded — tuning studies have shown that including “agent” synonyms in confirmation grammars catches too many utterances that are really statements of Yes or No. Also, including agent synonyms interferes with one-step correction where it is used. So agent synonyms should **not** be in confirmation grammars unless there is an explicit note otherwise.

## 8.6 DTMF Collection

### 8.6.1 Termination of digit strings using the pound sign

Any state prompting for input of which the DTMF equivalent is a digit string, such as the social security number, should accept the DTMF ‘pound’ sign as the immediate terminator of such a string. Naturally, this ‘pound’ sign should not be taken as part of the actual input or passed on as such to other parts of the application or any databases; it is merely an indicator that the digits before it form the complete numeric input.

Single-digit DTMF equivalents—such as ‘1’, ‘2’, ‘3’, etc. for menu options—do *not* allow a terminating character.

### 8.6.2 Invalid DTMF input should be rejected

Any input that does not match to a menu option or other command, or does not match to numeric input prompted for at that point, should be rejected by the application, and lead to the application entering a retry. For example, when a state has only four menu options with DTMF equivalents ‘1’ through ‘4’, we should enter a rejection if someone enters ‘5’ at that point. Another example would be a state asking for a sequence of digits: if someone provides DTMF input that contains an asterisk in the sequence, we should reject that input as well. (An alternative would be to go to *Help* in that situation, since ‘\*’ is the DTMF equivalent for it, but it’s probably better to just reject digit-strings containing an ‘\*’.) As outlined in the paragraph 8.6.1 “Termination of digit strings using the pound sign“ above, the DTMF ‘pound’ sign should be accepted as a valid terminator of digit strings.

Please note that DTMF equivalents of global commands should always be accepted, even if they are not explicitly offered by any of the prompts in a given state. Examples of these are the 'star' sign for *Help* and '0' for an *Associate*.

### 8.6.3 End-of-DTMF timeout

The application's response time to DTMF input should always be as short as possible, but will depend at any point on whether the DTMF input given so far in a particular state is either clearly *unfinished*, or is *ambiguous*.

An example of clearly unfinished DTMF input would be a caller having entered '1' in a state where digit strings of various lengths can be collected, with the shortest input being a single digit. In this situation we give the caller *n* seconds to enter the remainder of a possible multi-digit string, where *n* is specified by some *inter-digit timeout* parameter. After each non-final digit entered by the caller, a countdown will start with a duration indicated by this parameter. If the countdown runs out before the caller has entered the next necessary digit, the application will go into a rejection.

Once the caller has entered the number of digits required to make the input complete—which is 9 digits in the case of an SSN, or 10 digits in case of a US phone number including area code—the application could take that input immediately and parse it, without running the countdown again. However, because the caller may enter the '#' sign to terminate the string, we will look at two variables to determine whether or not we indeed terminate the digit string based upon satisfaction of the number of digits alone:

- 1) *Fixed-length versus not-fixed-length digit strings*. If the expected digit-string is of a fixed length, then we can terminate the string as soon as we have reached the correct number of digits. If its length varies, then we cannot, unless we have reached the maximum allowable length.
- 2) *Next state being a collection state or not*. If the next state in the application is another collection state, and we are *not* using an *inter-digit timeout* after the last digit in a fixed-length or maximum-length string, then we run the risk that any '#' terminator entered by the caller will *not* get detected until the application has moved on to that next collection state. We do not have this risk if the next state is *not listening for input*, for example a database hit, or a play-message with *barge-in* turned off. Only where necessary, we eliminate this risk by using the *inter-digit timeout* even after the last digit of fixed-length or maximum-length string.

In short: we will terminate finished fixed-length and maximum length digit-strings *immediately* when the next state is *not listening for input*, and when the next state is a *collection state*, then for the maximum duration of the *inter-digit timeout* we will wait for a possible '#' terminator. When a '#' terminator is detected, we also *immediately* terminate the string.

Unfinished DTMF input can be ambiguous. This is the case when the digit(s) entered so far can be interpreted as *complete input* for other options or other numeric input. While the input could be considered complete under one interpretation it is *incomplete* under another interpretation, e.g. someone entered a '0' as the first digit of their Social Security Number, but '0' is also used to request an Associate. In this situation too, we use the *inter-digit timeout* to wait for possible further input, unless we have reached the maximum length.

## 8.6.4 Key-ahead

In any case, when we know that DTMF input is complete for a given context, the application should respond immediately and not run a end-of-DTMF-input countdown. If we were to introduce such a delay after each complete DTMF input, then we would seriously hinder the ability of power-users to comfortably 'key-ahead' through menus.

The so-called 'key-ahead' feature automatically works because of the zero-length timeout upon unambiguous DTMF input. As soon as the caller hits one of the numbers on the keypad to choose a menu option, the application takes that digit and moves to the next state accordingly. If that response to the DTMF input takes a fraction of a second and the next state is a collection state again, then this next state will automatically take the next digit if it is a voice menu, or the next sequence of digits if it is expecting a digit string. If the next state was a database hit instead, for example, then no input will be accepted during the database hit (because the app is not listening for anything), and once the application returns to a collection state, further input is listened for from then on. This means that if that database hit happened to have sub-zero response time, the user could have run right over it using 'key-ahead' and never noticed anything. No key-ahead is possible over database hits that need more time, or over play-states that have barge-in turned off. Naturally, over states expecting variable-length digit-string input, 'key-ahead' can only be achieved by using the '#' terminator.

## 8.7 Digit-String Playback

Variable digit-strings to be presented to the caller will be passed through a global routine that builds prompt lists to fluently play back any kind of digit string: phone numbers, SSNs, credit card numbers, etc. Valid input to this function is a string of digits, where a hyphens and spaces can be used to indicate grouping. Examples of valid input are: "123456", "1-617-428-4444", "017-85-3229", "4356 8900 0220 0392". For each hyphen or space, the routine will insert a pause. The prompt set to be used for this consists of the following 1,231 prompts:

- 1,000 prompts: "...0 0 0, ..." through "...9 9 9, ..." (Non-final intonation)
- 100 prompts: "...0 0, ..." through "...9 9, ..." (Non-final intonation)
- 100 prompts: "...0 0." through "...9 9." (Final intonation)
- 10 prompts: "0..." through "9..." (Rising intonation)
- 10 prompts: "...0, ..." through "...9, ..." (Non-final intonation)
- 10 prompts: "...0." through "...9." (Final intonation)
- 1 prompt: 1/4 second silence.

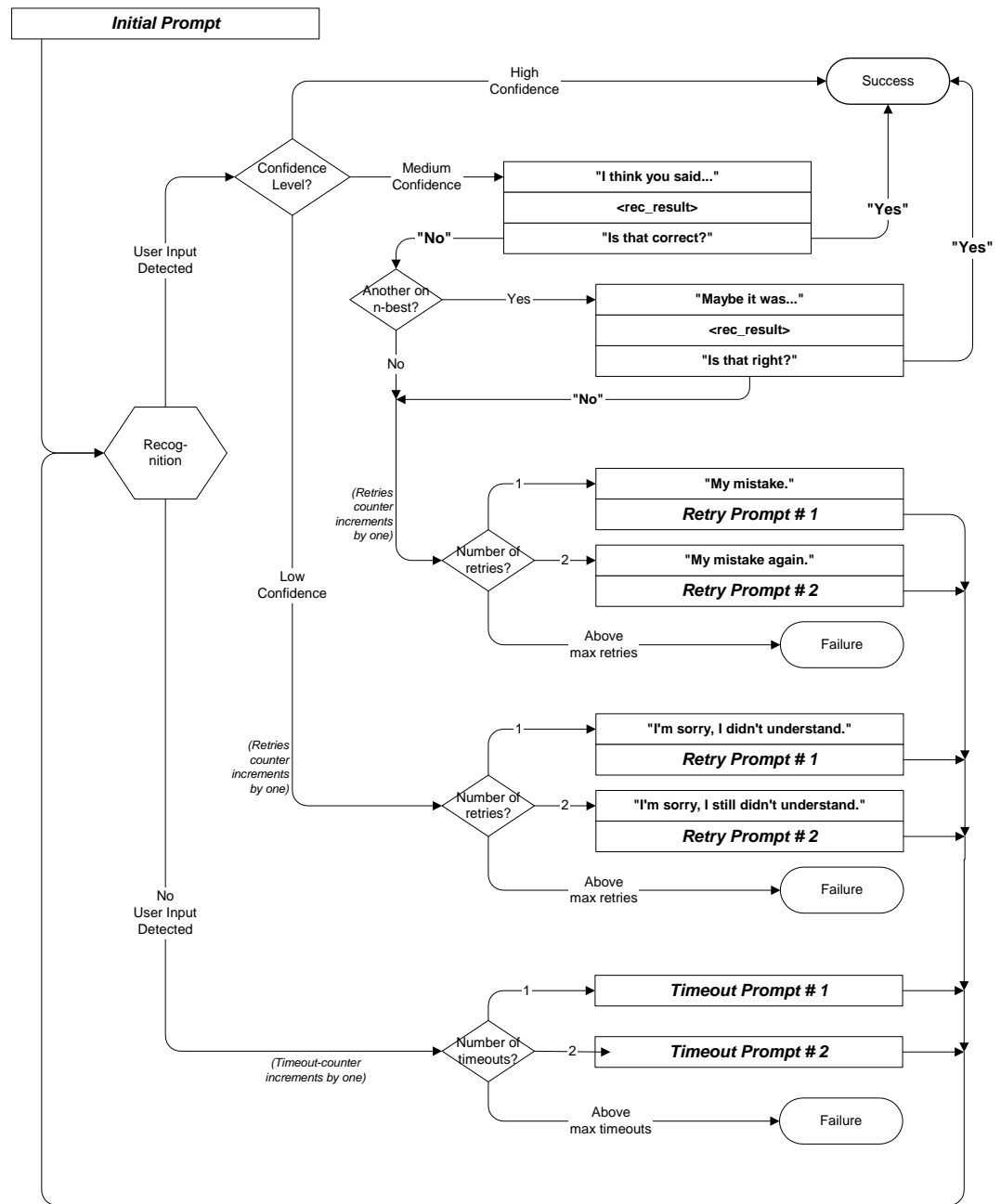
See <http://looknohands.com/digit-string-cpr/> for a demonstration of how the playout of various different kinds of strings is constructed using prompts from the sets listed above.

## 8.8 Event Logging

Throughout all the User Interface Specifications, each state calls out the event logging that is unique to that state. For an overview of all of Event Logging, including global behavior for events such as what to do if an info token is not available, see the Event Logging section in the Functional Requirements Specification document.

## 8.9 Internal DialogModule Functionality

This diagram shows the typical flow within a Dialog Module, including retry and timeout cases.



# Chapter 9: Detailed Dialog Specification

## 9.1 How to Read the Call-Flow Tables

**2100\_Finance\_Forex\_Menu**

Previous step of the dialog

Initial prompt: first prompt played when entering the module.

Item List

Dialog-Module type

Timeout 1 prompt: played when no response to initial.

Timeout 2 prompt: played when no response to first timeout.

Touch-tone equivalents for user input

Retry 1 prompt: played when no recognition result from first input.

Retry 2 prompt: played when no recognition result from input after first retry.

Help prompt: typically played when caller asks for help or instructions.

Touch-tone equivalents for global commands

System actions following on global commands


System actions following on user input

| Speech Input   |           |             |  | Item List |
|--|-----------|-------------|--|-----------|
| <b>Entering from</b>   |           |             |  |           |
| 2000_Finance_Menu  |           |             |  |           |
| <b>Prompts</b>   |           |             |  |           |
| Message Number   | Type      | Name        | Wording  |           |
| 21001  | Initial   | 21001       | For which currency would you like to hear the exchange rate for?   |           |
| 21002  | Timeout 1 | 21002       | I'm sorry, I didn't hear you. Please say the currency you want to hear the exchange rate for, for example "Sterling Pound".  |           |
| 21003  | Timeout 2 | 21003       | I'm sorry, I still didn't hear you. Please say the currency you want to hear the exchange rate for, such as the "Japanese yen", or, to hear a full list to choose from, say "List all currencies". |           |
| 21004  | Retry 1   | 21004       | Please say the currency you want an exchange rate for, for example "Australian dollar".  |           |
| 21005  | Retry     |             | Please say the currency you want to hear the exchange rate for, such as the "Japanese yen", or, to hear a full list to choose from, say "List all currencies".                                     |           |
| 21006  | Help      | 21006       | You are in the foreign exchange menu. If you specify a currency, such as the "Danish krone", I'll give you the exchange rate for it against the US Dollar.   |           |
| <b>Voicing</b>   |           | <b>DTMF</b> | <b>Action</b>  |           |
| <currency>   |           |             | Go to: "2110_Finance_Forex_ExchangeRateInfoMsg"  |           |
| "List all currencies", "List currencies", "List all", "List them all", "List them" |           | 2           | Go to: "2190_Finance_Forex_CurrenciesListIntro"  |           |
| <b>Commands</b>  |           | <b>DTMF</b> | <b>Action</b>  |           |
| "Back up"  |           | #           | Go to: "2000_Finance_Menu"   |           |
| "Main menu"  |           | ##          | Go to: "1000_MainMenu"   |           |
| "Goodbye"  |           | *           | Go to: "9000_Goodbye_Msg"  |           |
| "Instructions"   |           | 9           | Play prompt, help prompt and then re-enter the module, playing new user input.   |           |
| "Operator"   |           | 0           | Go to: "8000_Transfer_Msg"   |           |
| <b>Developer notes</b>   |           |             |  |           |
| Default  |           |             |  |           |


## 9.2 Call-Flow Tables

**General note on prompt specification:** Where there are two or more Initial prompts, all are played in sequence on entry to the DM. Likewise with multiple Help prompts – all are played in sequence when the caller says Question or presses star. In contrast, Retry1 and Retry2 are played individually on the first or second retry respectively, and similarly for Timeout1 and Timeout2. The Initial and Help prompts are broken into pieces to reduce problems with recording long prompts accurately, and also to avoid the voice talent gasping for breath. Note that if a caller says Question (or any synonym) repeatedly in the same DM, they hear the same sequence of help prompts each time. There is presently no upper limit on how many times a caller can say Question in a DM. There is, however, a limit on the total length of the call, as specified in section 8.2 above.


### 1000-BeginApplication-Check

| Branch on Condition  |                                    |  |
|--|------------------------------------|---|
| This is the entry point for the Change of Address (COA) and Direct Deposit (DD) application. |                                    |   |
| <b>Entering from</b>   |                                    |   |
| 1036-SystemAvailability-Check  |                                    |   |
| Req ID   | Condition                          | Action  |
| 1000-BeginApplication-Condition-Menu2  | If COA from Main Menu              | Go to: 1020-WelcomeCOA-Msg  |
| 1000-BeginApplication-Condition-Menu3  | Else IF DD from Main Menu          | Go to: 1010-WelcomeDD-Msg   |
| 1000-BeginApplication-Condition-Menu4COA   | Else IF COA from Password Services | Go to: 1020-WelcomeCOA-Msg  |
| 1000-BeginApplication-Condition-Menu4DD  | Else IF DD from Password Services  | Go to: 1010-WelcomeDD-Msg   |
| 1000-BeginApplication-Condition-SFCOA  | Else IF COA from SF Main Menu      | Go to: 1022-SFWelcomeCOA-Msg  |
| 1000-BeginApplication-Condition-SFDD   | Else DD from SF Main Menu          | Go to: 1012-SFWelcomeDD-Msg   |
| <b>Event logging</b>   |                                    |   |


### 1010-WelcomeDD-Msg

| Play Prompt   |                            |  |
|---|----------------------------|---|
| Welcome the caller to the Direct Deposit application. |                            |   |
| <b>Entering from</b>                                  |                            |   |
| 1000-BeginApplication-Check                           |                            |   |
| Message Number  | Type Name                  | Wording   |
| 10105   | 1010-GLB-WelcomeDD-Prompt1 | Hello! You've reached the automated Direct Deposit service.                           |
| Req ID  | Condition                  | Action  |
| 1010-GLB-WelcomeDD-Condition-Always                   | Always                     | Go to: 1030-DoUqualify-Msg  |
| <b>Event logging</b>                                  |                            |   |
| <b>Developer notes</b>                                |                            |   |
| No barge-in   |                            |   |


## 1012-SFWelcomeDD-Msg

|  |                              |                            |   |
|--|------------------------------|----------------------------|---|
|  |                              | <b>Play Prompt</b>         |  |
| Welcome the caller to the Direct Deposit application from SpeakFreely Main Menu. Since SF N8NN introduces the process, we don't need to welcome the caller here. |                              |                            |   |
| <b>Entering from</b>   |                              |                            |   |
| 1000-BeginApplication-Check  |                              |                            |   |
| <b>Prompts</b>   |                              |                            |   |
| <b>Message Number</b>  | <b>Name</b>                  | <b>Wording</b>             |   |
| 10121  | 1012-GLB-SFWelcomeDD-Prompt1 | [0.5 sec silence]          |   |
| <b>Req ID</b>  | <b>Condition</b>             | <b>Action</b>              |   |
| 1012-GLB-SFWelcomeDD-Condition-Always  | Always                       | Go to: 1030-DoUqualify-Msg |   |
| <b>Event logging</b>   |                              |                            |   |
| <b>Developer notes</b>   |                              |                            |   |
| No barge-in  |                              |                            |   |

## 1020-WelcomeCOA-Msg

|  |                             |  |   |
|--|-----------------------------|--|---|
|  |                             | <b>Play Prompt</b>   |  |
| Welcome the caller to the Change of Address application. |                             |  |   |
| <b>Entering from</b>                                     |                             |  |   |
| 1000-BeginApplication-Check                              |                             |  |   |
| <b>Prompts</b>   |                             |  |   |
| <b>Message Number</b>                                    | <b>Name</b>                 | <b>Wording</b>   |   |
| 10200  | 1020-GLB-WelcomeCOA-Prompt1 | Hello! You've reached the automated Change of Address service. |   |
| <b>Condition</b>   | <b>Action</b>               |  |   |
| Always   | Go to: 1030-DoUqualify-Msg  |  |   |
| 1020-GLB-WelcomeCOA -Condition-Always                    |                             |  |   |
| <b>Event logging</b>                                     |                             |  |   |
| <b>Developer notes</b>                                   |                             |  |   |
| No barge-in  |                             |  |   |


## 1022-SFWelcomeCOA-Msg

|   |  |                    |   |
|---|--|--------------------|---|
|   |  | <b>Play Prompt</b> |  |
| Welcome the caller to the Change of Address application from SpeakFreely Main Menu. Since SF N8NN introduces the process, we don't need to welcome the caller here. |  |                    |   |
| <b>Entering from</b>  |  |                    |   |
| 1000-BeginApplication-Check   |  |                    |   |




| <b>Prompts</b>                                     |                               |                            |
|--|-------------------------------|----------------------------|
| <b>Message Number</b>                              | <b>Name</b>                   | <b>Wording</b>             |
| 10121  | 1020-GLB-SFWelcomeCOA-Prompt1 | [0.5 sec silence]          |
| <b>Condition</b>                                   |                               | <b>Action</b>              |
| Always<br>1020-GLB-SFWelcomeCOA - Condition-Always |                               | Go to: 1030-DoUqualify-Msg |
| <b>Event logging</b>                               |                               |                            |
| <b>Developer notes</b>                             |                               |                            |
| No barge-in  |                               |                            |

### 1030-DoUqualify-Msg

| <b>Play Prompt</b>   |                             |    |
|--|-----------------------------|---|
| Introduce caller to automated application, say we need to see whether they qualify to use the application. |                             |   |
| <b>Entering from</b>   |                             |   |
| 1010-WelcomeDD-Msg, 1020-WelcomeCOA-Msg  |                             |   |
| <b>Prompts</b>   |                             |   |
| <b>Message Number</b>  | <b>Name</b>                 | <b>Wording</b>  |
| 10302  | 1030-GLB-DoUqualify-Prompt1 | I'll be asking you several questions, and you can SPEAK your answers. Just be sure to speak clearly and loud enough for me to hear over the phone.  |
| 10121  | silence_500                 | [500 ms silence]  |
| 10303  | 1030-GLB-DoUqualify-Prompt2 | If you've gotten to the wrong place, or you change your mind about proceeding, you can say Main Menu at any time. And if you have a question about anything I ask you, you can say Question at any time. <1 sec pause> OK, let's get started. |
| <b>Req ID</b>  | <b>Condition</b>            | <b>Action</b>   |
| 1030-GLB-DoUqualify-Condition-pwd  | Came from Main 3 (pwd)?     | Go to: 1035-PingPwd-DB  |
| 1030-GLB-DoUqualify-Condition-nopwd  | Else from Main 2            | Go to: 1032-HavePwd-VM  |
| <b>Event logging</b>   |                             |   |
| <b>Developer notes</b>   |                             |   |
| No barge-in  |                             |   |

### 1032-HavePwd-VM

| <b>Voice Menu DialogModule™</b>  |                    |  |
|--|--------------------|---|
| Ask caller if they plan to use a password now, so we can ping the correct service. |                    |   |
| <b>Entering from</b>   |                    |   |
| 1030-DoUqualify-Msg  |                    |   |
| <b>Prompts</b>   |                    |   |
| <b>Message Number</b>  | <b>Type / Name</b> | <b>Wording</b>  |

|       |                                       |  |
|-------|---------------------------------------|--|
| 10321 | 1032-GLB-COAhavewpd-Prompt-Initial    | It's not required, but do you have a seven-digit password that you set up with the Social Security Administration? Yes or No. <4 sec pause> If you're not sure, say Question.  |
| 10322 | 1032-GLB-COAhavewpd-Prompt-Retry1     | [Global Default] If you have a password, say Yes. Otherwise say No. If you're not sure, say Question.  |
| 10323 | 1032-GLB-COAhavewpd-Prompt-Retry2     | [Global Default] If you have a password, press one. Otherwise, press two.  |
| 10324 | 1032-GLB-COAhavewpd-Prompt-Timeout1   | I'm sorry, I didn't hear anything. If you have a seven-digit password that you set up with the Social Security Administration, say Yes or press one. If you don't have one, say No or press two. If you're not sure, say Question or press the star key.   |
| 10325 | 1032-GLB-COAhavewpd-Prompt-Timeout2   | I'm sorry, I still didn't hear anything. If you have a seven-digit password that you set up with the Social Security Administration, say Yes or press one. If you don't have one, say No or press two. If you're not sure, say Question or press the star key. [4 sec pause] If you need assistance, say Agent or press zero.  |
| 10326 | 1032-GLB-COAhavewpd-Prompt-Help       | The password I'm referring to would have been chosen and registered by you online or over the phone. You would have received a password request code in the mail, which you would have used along with your social security number and other information to register a seven-digit password to access your personal benefit information. If you've forgotten the password, you can request a new one by using the same process you used before. If you have this seven-digit password and you plan to use it today, say Yes. Otherwise say No and I'll verify your identity another way. |
| 10327 | 1032-GLB-COAhavewpd-Prompt-SuccessYes | Great. It'll save time.  |
| 10328 | 1032-GLB-COAhavewpd-Prompt-SuccessNO  | That's OK.   |

| <b>Option</b>                  | <b>Vocabulary</b>      | <b>DTMF</b> | <b>Action</b>                                    | <b>Confirm.</b> |
|--------------------------------|------------------------|-------------|--|-----------------|
| 1032-GLB-COAhavewpd-Option-yes | yes and usual synonyms | 1           | play SuccessYes prompt<br>Go to: 1035-PingPwd-DB | <i>never</i>    |
| 1032-GLB-COAhavewpd-Option-no  | no and usual synonyms  | 2           | play SuccessNo prompt<br>Go to: 1034-PingKBA-DB  | <i>never</i>    |

|  |  |   |   |       |
|--|--|---|---|-------|
| 1032-GLB-COAhavewpd-Option-maybe                 | global Help grammar plus:<br>maybe<br>[I'm] not sure<br>I don't know | * | same as Question – play the Help prompt and reenter this DM as usual for help | never |
| Note: remove global "agent" grammar for this DM. |  |   |   |       |


| Confirmation prompts          |         |
|-------------------------------|---------|
| Option / Name                 | Wording |
| no confirmations for Yes / No |         |

| DialogModule parameters        |          |
|--------------------------------|----------|
| Parameter                      | Value    |
| 1032-GLB-COAhavewpd-Parameter  |          |
| after_end_of_speech_timeout    | 1,000 ms |
| before_begin_of_speech_timeout | 7,000 ms |
| allowing_barge_in              | True     |

| Event logging |
|---------------|
|               |

| Developer notes   |
|---|
| Use the standard Yes/No DM and its associated grammar (variations on yes and no). The global Help/Question grammar is overridden for this DM in order to catch additional utterances including "maybe". |

### 1034-PingKBA-DB


| Database Query   |   |
|--|---|
| Ping KBA system upon entry to ensure the presence of the back end. |  |

| Entering from   |  |  |
|-----------------|--|--|
| 1032-HavePwd-VM |  |  |

| Req ID                            | Condition | Action                               |
|-----------------------------------|-----------|--------------------------------------|
| 1034-GLB-PingKBA-Condition-Always | Always    | Go to: 1036-SystemAvailability-Check |

| Event logging |
|---------------|
|               |

### 1035-PingPwd-DB


| Database Query  |   |
|---|---|
| Ping Password system upon entry to ensure the presence of the back end. |  |

| Entering from       |  |  |
|---------------------|--|--|
| 1030-DoUqualify-Msg |  |  |


| Req ID                            | Condition | Action                               |
|-----------------------------------|-----------|--------------------------------------|
| 1035-GLB-PingPwd-Condition-Always | Always    | Go to: 1036-SystemAvailability-Check |

| Event logging |
|---------------|
|               |


## 1036-SystemAvailability-Check

|   |                                 |   |
|---|---------------------------------|---|
| <b>Branch on Condition</b>                        |                                 |    |
| Branch on availability of system.                 |                                 |   |
| <b>Entering from</b>                              |                                 |   |
| 1035-PingPwd-DB, 1034-PingKBA-DB                  |                                 |   |
|   | <b>Condition</b>                | <b>Action</b>   |
| 1036-GLB-SystemAvailability-Condition-Unavailable | <i>IF System is unavailable</i> | NeedAssistanceWith = SysUnavailable<br>Go to: 2100-AfterHours-Check   |
| 1036-GLB-SystemAvailability-Condition-Available   | <i>Else</i>                     | NeedAssistanceWith = UserRequestedAgent<br>(this is an initial setting that may be overridden by later events)<br>Go to: 1038-IntroQual-Msg |
| <b>Event logging</b>                              |                                 |   |

## 1038-IntroQual-Msg

|   |                            |   |
|---|----------------------------|---|
| <b>Play Prompt</b>  |                            |      |
| Introduce the series of qualifying question we're about to ask. |                            |   |
| <b>Entering from</b>  |                            |   |
| 1032-HavePwd-VM   |                            |   |
| <b>Prompts</b>  |                            |   |
| <b>Message Number</b>   | <b>Name</b>                | <b>Wording</b>  |
| 10381   | 1038-GLB-IntroQual-Prompt1 | First I have to ask a few questions to see whether this automated service can help you. |
| <b>Req ID</b>   | <b>Condition</b>           | <b>Action</b>   |
| 1038-GLB-IntroQual-Condition-Always                             | Always                     | Go to: <a href="#">1050-GetSSI-YN</a>   |
| <b>Event logging</b>  |                            |   |
| <b>Developer notes</b>  |                            |   |
| No barge-in   |                            |   |

## 1040-GetBeneNow-YN

|   |             |   |  |
|---|-------------|---|--|
| <b>Custom Context DialogModule™</b>   |             |  |  |
| Ask whether caller is currently receiving benefits. This question now occurs AFTER the question about SSI (1050). |             |   |  |
| <b>Entering from</b>  |             |   |  |
| <a href="#">1050-GetSSI-YN</a>  |             |   |  |
| <b>Prompts</b>  |             |   |  |
| <b>Message Number</b>   | <b>Type</b> | <b>Name</b>   | <b>Wording</b>   |
| 10401   | Initial     | 1040-GLB-GetBeneNow-Prompt-Initial  | Are you currently receiving Social Security retirement, survivor, or disability benefits? Yes or no.   |
| 10402   | first retry | 1040-GLB-GetBeneNow-Prompt-Retry1   | [Global Default] If you're currently receiving Social Security retirement, survivor, or disability benefits, please say Yes. Otherwise say No. |

|       |                          |                                     |  |
|-------|--------------------------|-------------------------------------|--|
| 10403 | second retry             | 1040-GLB-GetBeneNow-Prompt-Retry2   | [Global Default] If you currently get a benefit check or deposit from Social Security, press one. Otherwise, press two.  |
| 10404 | first timeout            | 1040-GLB-GetBeneNow-Prompt-Timeout1 | I'm sorry, I didn't hear anything. If you currently get a benefit check or deposit from Social Security, say Yes or press one. Otherwise, say No or press two. If you're not sure, say Question or press the star key.   |
| 10405 | second timeout           | 1040-GLB-GetBeneNow-Prompt-Timeout2 | I'm sorry, I still didn't hear anything. If you currently get a benefit check or deposit from Social Security, say Yes or press one. Otherwise, say No or press two. If you're not sure, say Question or press the star key. [pause 4 sec] If you need assistance, say Agent or press zero.  |
| 10406 | Help – play all of these | 1040-GLB-GetBeneNow-Prompt-Help1    | [slowly] OK, I'll try to help with more explanation. You can use this automated service to change your address or phone number with Social Security only if you meet certain conditions. One of those conditions is that you must already be receiving a Social Security benefit due to retirement, disability, or being a survivor of someone who would have received a benefit.          |
| 500   |                          | silence_500                         | [500 ms silence]   |
| 10407 |                          | 1040-GLB-GetBeneNow-Prompt-Help2    | [slowly] If you're not currently receiving a monthly check or deposit from Social Security, you can't use this AUTOMATED service to change your address or phone number. In most cases, though, just putting your new address and phone number on your income tax return is all that we need. If you'd like more information or need personal assistance, you can say Agent or press zero. |
| 500   |                          | silence_500                         | [500 ms silence]   |
| 10408 |                          | 1040-GLB-GetBeneNow-Prompt-Help3    | So please let me ask you again: Are you currently receiving Social Security retirement, survivor, or disability benefits? Yes or no.   |

| Option                              | Vocabulary  | DTMF | Action                    | Confirm. |
|-------------------------------------|---|------|---------------------------|----------|
| 1040-GLB-GetBeneNow-Option-yes      | yes and usual synonyms  | 1    | Go to: 1060-LiveInUS-YN   | never    |
| 1040-GLB-GetBeneNow-Option-no       | no and usual synonyms   | 2    | Go to: 1130_CantDoThat_DM | never    |
| 1040-GLB-GetBeneNow-Option-specific | retirement [benefits]<br>survivor [benefits]<br>disability [benefits] | —    | Go to: 1060-LiveInUS-YN   | never    |
| 1040-GLB-GetBeneNow-Option-SSI      | S S I [benefits]  | —    | Go to: 1120-CantUse-Msg   | never    |

| Confirmation prompts          |         |
|-------------------------------|---------|
| Option / Name                 | Wording |
| no confirmations for Yes / No |         |

| DialogModule parameters       |       |
|-------------------------------|-------|
| Parameter                     | Value |
| 1040-GLB-GetBeneNow-Parameter |       |

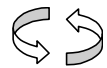
|                                |          |
|--------------------------------|----------|
| after_end_of_speech_timeout    | 1,000 ms |
| before_begin_of_speech_timeout | 7,000 ms |
| allowing_barge_in              | True     |

**Event logging**

**Developer notes**

Play all three help prompts if the caller says Question. Note that 'retirement' etc. are accepted as equivalent to 'yes'.

**1050-GetSSI-YN**

|   |   |
|---|---|
| <b>Yes/No DialogModule™</b>                     |  |
| Is caller receiving SSI? (Correct answer is no) |   |

**Entering from**  
1038-IntroQual-Msg

| <b>Prompts</b>        |                          |                                 |  |
|-----------------------|--------------------------|---------------------------------|--|
| <b>Message Number</b> | <b>Type</b>              | <b>Name</b>                     | <b>Wording</b>   |
| 10501                 | Initial                  | 1050-GLB-GetSSI-Prompt-Initial  | Are you receiving S S I, also known as Supplemental Security Income payments?  |
| 10502                 | first retry              | 1050-GLB-GetSSI-Prompt-Retry1   | [Global Default] If you're receiving S S I payments, say Yes. Otherwise say No.  |
| 10503                 | second retry             | 1050-GLB-GetSSI-Prompt-Retry2   | [Global Default] If you're receiving S S I payments press one. Otherwise, press two.   |
| 10504                 | first timeout            | 1050-GLB-GetSSI-Prompt-Timeout1 | I'm sorry, I didn't hear anything. If you're receiving S S I payments, say Yes or press 1. Otherwise say No or press 2. If you're not sure, say Question or press the star key.  |
| 10505                 | second timeout           | 1050-GLB-GetSSI-Prompt-Timeout2 | I'm sorry, I still didn't hear anything. If you're receiving S S I payments, say Yes or press 1. Otherwise say No or press 2. If you're not sure, say Question or press the star key. [pause 4 sec] If you need assistance, say Agent or press zero.   |
| 10506                 | Help – play all of these | 1050-GLB-GetSSI-Prompt-Help1    | [slowly] OK, I'll try to help with more explanation. You can use this automated service to change your address or phone number with Social Security only if you meet certain conditions. One of those conditions is that you must NOT be receiving SSI, also known as supplemental security income payments. |
| 500                   |                          | silence_500                     | [500 ms silence]   |
| 10507                 |                          | 1050-GLB-GetSSI-Prompt-Help2    | [slowly] If you're receiving supplemental security income payments, you cannot use this automated system to change your address or phone number. If this is the case for you, please say Agent or press zero.  |
| 500                   |                          | silence_500                     | [500 ms silence]   |
| 10508                 |                          | 1050-GLB-GetSSI-Prompt-Help3    | So please let me ask you again: Are you receiving S S I, also known as supplemental security income payments? Yes or no.   |

| Option                     | Vocabulary   | DTMF | Action                                    | Confirm. |
|----------------------------|--|------|---|----------|
| 1050-GLB-GetSSI-Option-yes | yes<br>[yes] I receive SSI<br>[yes] I get S S I<br>S S I | 1    | Go to: 1120-CantUse-Msg                   | Never    |
| 1050-GLB-GetSSI-Option-no  | no   | 2    | Go to: <a href="#">1040-GetBeneNow-YN</a> | Never    |


| Confirmation prompts          |         |
|-------------------------------|---------|
| Option / Name                 | Wording |
| no confirmations for Yes / No |         |

| DialogModule parameters        |          |
|--------------------------------|----------|
| Parameter                      | Value    |
| 1050-GLB-GetSSI-Parameter      |          |
| after_end_of_speech_timeout    | 1,000 ms |
| before_begin_of_speech_timeout | 7,000 ms |
| allowing_barge_in              | True     |
| low confidence threshold       | .400     |

| Event logging |
|---------------|
|               |

| Developer notes   |
|---|
| Use the standard Yes/No DM and its associated grammar (variations on yes and no). Play all three help prompts if caller says Question.<br>Avoid double parsing – remove duplicate grammars or duplicate vocabulary. |

## 1060-LiveInUS-YN

| Yes/No DialogModule™  |
|---|
| Ask if caller lives in U.S.  |

| Entering from                      |
|------------------------------------|
| <a href="#">1040-GetBeneNow-YN</a> |

| Prompts        |   |                                   |   |
|----------------|---|-----------------------------------|---|
| Message Number | Type  | Name                              | Wording   |
| 10601          | first timeout<br>second timeout<br>Help – play all of these | 1060-GLB-LiveInUS-Prompt-Initial  | Are you currently residing in a state or territory of the United States? Yes or no.   |
| 10602          | first retry   | 1060-GLB-LiveInUS-Prompt-Retry1   | [Global Default] If you're currently living in a state or territory of the United States, say Yes. If you're living somewhere else, say No.   |
| 10603          | second retry  | 1060-GLB-LiveInUS-Prompt-Retry2   | [Global Default] If you're currently living in a state or territory of the United States, press one. Otherwise, press two.  |
| 10604          | first timeout   | 1060-GLB-LiveInUS-Prompt-Timeout1 | I'm sorry, I didn't hear anything. If you're currently living in a state or territory of the United States, say Yes or press one. If you're living somewhere else, say No or press two. If you're not sure, say Question or press the star key. |

|       |                          |                                     |   |
|-------|--------------------------|-------------------------------------|---|
| 10605 | second timeout           | 1060-GLB-LiveInUS-Prompt-Timeout2   | I'm sorry, I still didn't hear anything. If you're currently living in a state or territory of the United States, say Yes or press one. If you're living somewhere else, say No or press two. If you're not sure, say Question or press the star key. [pause 4 sec] If you need assistance, say Agent or press zero.  |
| 10606 | Help – play all of these | 1060-GLB-LiveInUS-Prompt-Help1      | [slowly] OK, I'll try to help with more explanation. You can use this automated service to change your address or phone number with Social Security only if you meet certain conditions. One of those conditions is that you must currently be living in a state or territory of the United States.   |
| 500   |                          | silence_500                         | [500 ms silence]  |
| 10607 |                          | 1060-GLB-LiveInUS-Prompt-Help2      | [slowly] I only need a Yes or No answer at this point. You don't need to tell me which state or territory you live in - I'll ask you about that later if we change your address. If you do live in one of the states or territories of the United States, just say Yes or press one. If you live somewhere else, please say No or press two. [2 sec pause] If you still aren't sure and want to hear a list of the territories, just hang on and I'll list them for you. [4 sec pause] The current and former territories of the United States are: |
| 500   |                          | silence_500                         | [500 ms silence]  |
| 10608 |                          | 1060-GLB-LiveInUS-Prompt-Help3      | American Samoa, Federated States Of Micronesia, Guam , Marshall Islands, Northern Mariana Islands, Palau, Puerto Rico, and Virgin Islands.  |
| 10609 |                          | silence_1000                        | [1 sec silence]   |
|       |                          | 1060-GLB-LiveInUS-Prompt-Help4      | So please let me ask again: Are you currently residing in a state or territory of the United States? Yes or no.   |
| 10610 | Success Yes              | 1060-GLB-LiveInUS-Prompt-SuccessYes | Alright, ...  |

| Option                       | Vocabulary                | DTMF | Action   | Confirm.     |
|------------------------------|---------------------------|------|--|--------------|
| 1060-GLB-LiveInUS-Option-yes | Yes<br>State<br>Territory | 1    | play SuccessYes prompt<br>Go to:<br>1070-OwnBene-VM  | If necessary |
| 1060-GLB-LiveInUS-Option-no  | no                        | 2    | [no success prompt for No]<br>If Direct Deposit go to: <a href="#">1065_MI_53_Host Transaction</a><br>else go to: 1120-CantUse-Msg | If necessary |


| Confirmation prompts          |         |
|-------------------------------|---------|
| Option / Name                 | Wording |
| no confirmations for Yes / No |         |

| DialogModule parameters        |          |
|--------------------------------|----------|
| Parameter                      | Value    |
| 1060-GLB-LiveInUS-Parameter    |          |
| after_end_of_speech_timeout    | 1,000 ms |
| before_begin_of_speech_timeout | 7,000 ms |
| allowing_barge_in              | True     |




|  |
|--|
| <b>Event logging</b>   |
|  |
| <b>Developer notes</b>   |
| Use the standard Yes/No DM and its associated grammar (variations on yes and no). Play all help prompts if caller says Question. |

### 1065\_MI 53 Host Transaction

|  |                         |   |
|--|-------------------------|---|
| <b>Database Query</b>  |                         |  |
| Message to host for MI = 53 is to be used if caller enters this state. |                         |   |
| <b>Entering from</b>   |                         |   |
| <a href="#">1060-LiveInUS-YN</a>                                       |                         |   |
| <b>Condition</b>   | <b>Action</b>           |   |
|  | Go to: 1120-CantUse-Msg |   |
| <b>Event logging</b>   |                         |   |
|  |                         |   |

### 1070-OwnBene-VM

|   |                                   |  |
|---|-----------------------------------|--|
| <b>Yes/No DialogModule™</b>                               |                                   |   |
| Ask caller to confirm they're changing their own account. |                                   |  |
| <b>Entering from</b>                                      |                                   |  |
| <a href="#">1060-LiveInUS-YN</a>                          |                                   |  |
| <b>Prompts</b>  |                                   |  |
| <b>Message Number</b>                                     | <b>Type / Name</b>                | <b>Wording</b>   |
| 10701   | 1070-GLB-OwnBene-Prompt-Initial   | Is the change you're calling about for your OWN benefit or payment? Yes or no.   |
| 10702   | 1070-GLB-OwnBene-Prompt-Retry1    | [Global Default] If you're calling about your own benefit or payment, say Yes. If you're calling about someone else's benefit, say No.   |
| 10703   | 1070-GLB-OwnBene-Prompt-Retry2    | [Global Default] If you're calling about your own benefit or payment, press one. Otherwise, press two.   |
| 10704   | 1070-GLB-OwnBene-Prompt-Timeout1  | I'm sorry, I didn't hear anything. If you're calling about your own benefit or payment, say Yes or press one. If you're calling about someone else's benefit, say No or press two. If you're not sure, say Question or press the star key.   |
| 10705   | 1070-GLB-OwnBene-Prompt-Timeout2  | I'm sorry, I still didn't hear anything. If you're calling about your own benefit or payment, say Yes or press one. If you're calling about someone else's benefit, say No or press two. If you're not sure, say Question or press the star key. [pause 4 sec] If you need assistance, say Agent or press zero.  |
| 10706   | Help<br>— play<br>all of<br>these | 1070-GLB-OwnBene-Prompt-Help1  |
| 500   |                                   | silence_500  |
| 10707   |                                   | 1070-GLB-OwnBene-Prompt-Help2  |
|   |                                   | [slowly] OK, I'll try to help with more explanation. You can use this automated service to change your address or phone number with Social Security only if you meet certain conditions. One of those conditions is that can make changes only for your own account. You cannot make changes for someone else's account even if they asked you to do it. Social Security privacy regulations don't allow us to do that with this automated system. |
|   |                                   | [500 ms silence]   |
|   |                                   | [slowly] If you ARE calling on behalf of someone else, you should say Agent or press zero for assistance. [2 sec pause] So please let me ask again: Is the change you're calling about for your OWN benefit or payment? Please say Yes or No.  |

| Option                      | Vocabulary | DTMF | Action                    | Confirm.     |
|-----------------------------|------------|------|---------------------------|--------------|
| 1070-GLB-OwnBene-Option-yes | yes        | 1    | Go to: 1080-COAorDD-Check | If necessary |
| 1070-GLB-OwnBene-Option-no  | no         | 2    | Go to: 1120-CantUse-Msg   | If necessary |


| Confirmation prompts          |         |
|-------------------------------|---------|
| Option / Name                 | Wording |
| no confirmations for Yes / No |         |

| DialogModule parameters        |          |
|--------------------------------|----------|
| Parameter                      | Value    |
| 1070-GLB-OwnBene-Parameter     |          |
| after_end_of_speech_timeout    | 1,000 ms |
| before_begin_of_speech_timeout | 7,000 ms |
| allowing_barge_in              | True     |

| Event logging |
|---------------|
|               |

| Developer notes   |
|---|
| Use the standard Yes/No DM and its associated grammar (variations on yes and no). |

## 1080-COAorDD-Check


| Branch on Condition   |  |
|---|---|
| Up to here, other than the initial greeting, everything was the same for both COA and DD. Now we split and do different things. |   |

| Entering from   |
|-----------------|
| 1070-OwnBene-VM |

| Req ID                         | Condition     | Action                  |
|--------------------------------|---------------|-------------------------|
| 1080-GLB-COAorDD-Condition-COA | IF doing COA  | Go to: 1090-KnowZip-VM  |
| 1080-GLB-COAorDD-Condition-DD  | Else doing DD | Go to: 1100-KnowBank-VM |

| Event logging |
|---------------|
|               |

## 1090-KnowZip-VM

| Yes/No DialogModule™  |  |
|---|---|
| Ask caller if they have their new zip code and / or new phone number handy. |   |

| Entering from      |
|--------------------|
| 1080-COAorDD-Check |

| Prompts        |                                 |  |
|----------------|---------------------------------|--|
| Message Number | Type / Name                     | Wording  |
| 10901          | 1090-GLB-KnowZip-Prompt-Initial | To change your address, you'll need to know your new five-digit zip code. To change your phone number, you'll need to know your new ten-digit phone number including area code. Do you have the numbers you'll need with you now? Yes or no. |
| 10902          | 1090-GLB-KnowZip-Prompt-Retry1  | [Global Default] If you have your new zip code or new phone number with you right now, say Yes. If you don't have them, say No.  |

|       |                          |                                  |  |
|-------|--------------------------|----------------------------------|--|
| 10903 |                          | 1090-GLB-KnowZip-Prompt-Retry2   | [Global Default] If you have your new zip code or new phone number with you right now, press one. Otherwise, press two.  |
| 10904 |                          | 1090-GLB-KnowZip-Prompt-Timeout1 | I'm sorry, I didn't hear anything. If you have your new zip code or new phone number with you right now, say Yes or press one. If you don't have them, say No or press two. If you're not sure, say Question or press the star key.  |
| 10905 |                          | 1090-GLB-KnowZip-Prompt-Timeout2 | I'm sorry, I still didn't hear anything. If you have your new zip code or new phone number with you right now, say Yes or press one. If you don't have them, say No or press two. If you're not sure, say Question or press the star key.  |
| 10906 | Help – play all of these | 1090-GLB-KnowZip-Prompt-Help1    | [slowly] OK, I'll try to help with more explanation. To change your address with this automated system, I need to know your new zip code. To change your phone number, you'll need to tell me the new one with area code. If you don't have these numbers available, you can always call back later when you do have them. |
| 20000 |                          | silence_2000                     | [2 sec silence]  |
| 10907 |                          | 1090-GLB-KnowZip-Prompt-Help2    | So please let me ask you again: Do you have your new zip code or new phone number with you? Yes or no.   |

| Option   | Vocabulary | DTMF | Action                     | Confirm.     |
|--|------------|------|----------------------------|--------------|
| 1090-GLB-KnowZip-Option-yes                                  | yes        | 1    | Go to: 1300-PWDorKB-Check  | If necessary |
| 1090-GLB-KnowZip-Option-no                                   | no         | 2    | Go to: 1110-CantProceed-VM | If necessary |
| Note: remove agent synonyms from global grammar for this DM. |            |      |                            |              |


| Confirmation prompts          |         |
|-------------------------------|---------|
| Option / Name                 | Wording |
| no confirmations for Yes / No |         |

| DialogModule parameters        |                                  |
|--------------------------------|----------------------------------|
| Parameter                      | Value                            |
| 1090-GLB-KnowZip-Parameter     |                                  |
| after_end_of_speech_timeout    | 1,000 ms                         |
| before_begin_of_speech_timeout | 15,000 ms ← Note increased value |
| allowing_barge_in              | True                             |

| Event logging |
|---------------|
|               |

| Developer notes   |
|---|
| Use the standard Yes/No DM and its associated grammar (variations on yes and no). |

## 1100-KnowBank-VM

| VoiceMenu DialogModule™  |   |
|--|---|
| Tell caller they'll need bank routing and account numbers and ask if they have them. |  |
| Entering from  |   |
| 1080-COAorDD-Check   |   |

| <b>Prompts</b>        |                             |                                   |  |
|-----------------------|-----------------------------|-----------------------------------|--|
| <b>Message Number</b> | <b>Type / Name</b>          |                                   | <b>Wording</b>   |
| 11040                 | Initial – play all of these | 1100-GLB-KnowBank-Prompt-Initial1 | To set up or change direct deposit of your benefits, you'll need to know two numbers that you can get from your personal check, or from your financial institution. The first is the bank routing number. [1 sec pause] The second is your personal account number.  |
| 1000                  |                             | silence_1000                      | [ 1 sec silence ]  |
| 11041                 |                             | 1100-GLB-KnowBank-Prompt-Initial2 | If you have those numbers now, say I'm Ready. If you're not sure, say More Information. If you need a moment to find the numbers, say Wait A Minute. If you DON'T have the numbers, say I Don't Have Them.   |
| 11042                 | first retry                 | 1100-GLB-KnowBank-Prompt-Retry1   | [Global Default] If you DO have the bank numbers, say "I'm Ready", or press one. If not, say "I Don't Have Them", or press two. If you need a moment to find them, say "Wait A Minute", or press three. If you're not sure whether you have the numbers, say "More Information", or press the star key. If you no longer want to set up or change direct deposit, say "Main Menu" or press 9.  |
| 11043                 | second retry                | 1100-GLB-KnowBank-Prompt-Retry2   | [Global Default] If you DO have the bank numbers, say "I'm Ready", or press one. If not, say "I Don't Have Them", or press two. If you need a moment to find them, say "Wait A Minute", or press three. If you're not sure whether you have the numbers, say "More Information", or press the star key. If you no longer want to set up or change direct deposit, say "Main Menu" or press 9.  |
| 11044                 | first timeout               | 1100-GLB-KnowBank-Prompt-Timeout1 | I'm sorry, I didn't hear anything. If you DO have the bank numbers, say I'm Ready, or press one. If not, say I Don't Have Them, or press two. If you need a moment to find them, say Wait A Minute, or press three. If you're not sure whether you have the numbers, say More Information, or press the star key. Or, if you'd like to do something else, say Main Menu or press 9.  |
| 11045                 | second timeout              | 1100-GLB-KnowBank-Prompt-Timeout2 | I'm sorry, I still didn't hear anything. If you DO have the bank numbers, say I'm Ready, or press one. If not, say I Don't Have Them, or press two. If you need a moment to find them, say Wait A Minute, or press three. If you're not sure whether you have the numbers, say More Information, or press the star key. If you no longer want to set up or change direct deposit, say Main Menu or press 9. [4 sec pause] If you need assistance, say Agent or press zero. |
|                       | third timeout               | 1100-GLB-KnowBank-Prompt-Timeout3 | <same as Timeout2>   |
| 11046                 | Help – play all of these    | 1100-GLB-KnowBank-Prompt-Help1    | Sure, here's a bit more information about those numbers. The bank routing number is exactly nine digits and is printed on the bottom of each check in between two marks that look like a vertical bar followed by a colon. It's usually the left-most number at the bottom of the check.   |
| 500                   |                             | silence_500                       | [500 ms silence]   |
| 11047                 |                             | 1100-GLB-KnowBank-Prompt-Help2    | Your account number is some number of digits ending with a symbol that looks like two vertical bars followed by a square dot. Don't confuse your ACCOUNT number with your CHECK number that is both at the bottom and at the top right of your check.  |
| 500                   |                             | silence_500                       | [500 ms silence]   |

|       |  |                                |   |
|-------|--|--------------------------------|---|
| 11048 |  | 1100-GLB-KnowBank-Prompt-Help3 | If you don't have these numbers, you'll need to get them from your financial institution before we can set up or change direct deposit. If you DO have the numbers now, say I'm Ready. If you need a moment to find the numbers, say Wait A Minute. If you DON'T have the numbers, say I Don't Have Them. |
| 20000 |  | silence_2000                   | [2 sec silence]   |
| 11049 |  | 1100-GLB-KnowBank-Prompt-Help4 | If you want to call again later, just hang up. If you no longer want to set up or change direct deposit, say Main Menu. To hear this information again, say More Information.   |

| Option                               | Vocabulary                          | DTMF | Action                                  | Confirm.     |
|--------------------------------------|-------------------------------------|------|---|--------------|
| 1100-GLB-KnowBank-Option-Have        | [I'm] ready<br>yes<br>I have it     | 1    | Go to: 1300-PWDorKB-Check               | If necessary |
| 1100-GLB-KnowBank-Option-DontHave    | [I] don't have [them   the numbers] | 2    | Go to: 1110-CantProceed-VM              | Always       |
| 1100-GLB-KnowBank-Option-WaitAMinute | wait a minute                       | 3    | Go to: <a href="#">1105-SayReady-VM</a> | Never        |

| Confirmation prompts |                                       |  |
|----------------------|---------------------------------------|--|
| Message Number       | Option / Name                         | Wording  |
| 11050                | 1100-GLB-KnowBank-ConfPrompt-HaveThem | [I think you said] that you have the numbers. [Is that correct?]   |
| 11051                | 1100-GLB-KnowBank-ConfPrompt-DontHave | [I think you said] that you DON'T have the numbers so you'll need to call back later. [Is that correct?] |

| DialogModule parameters        |                                  |
|--------------------------------|----------------------------------|
| Parameter                      | Value                            |
| 1100-GLB-KnowBank-Parameter    |                                  |
| after_end_of_speech_timeout    | 1,000 ms                         |
| before_begin_of_speech_timeout | 20,000 ms ← Note increased value |
| allowing_barge_in              | True                             |
| collection_maxnoinputs         | 3                                |

**Event logging**


**Developer notes**

Note the extra long timeout value in case caller needs to fumble around to find the numbers. Also the number of timeouts allowed is increased. And if that isn't enough, there's also a Wait A Minute feature.

set SWI\_scoreDelta to +200 to increase bias towards utterance, -200 to decrease (down-weight) bias towards utterance in grammar e.g. <item><tag>AGENT='agent'; SWI\_scoreDelta=-200</tag>agent</item>

Add one-step correction to confirmation grammar for this DM "no, I have (them | the numbers)" Route the same as "I'm ready".

## 1105-SayReady-VM

|                                |   |
|--------------------------------|---|
| <b>VoiceMenu DialogModule™</b> |  |
| Caller asked to wait.          |   |
| <b>Entering from</b>           |   |
| 1100-KnowBank-VM               |   |

| <b>Prompts</b>        |  |   |
|-----------------------|--|---|
| <b>Message Number</b> | <b>Type / Name</b>                           | <b>Wording</b>  |
| 11052                 | 1105-DD-SayReady-Prompt-Initial              | OK, I'll wait a bit. When you're ready, say I'm Ready or press one on your keypad.  |
| 11053                 | 1105-DD-SayReady-Prompt-Retry1               | [Global Default] Are you ready now?   |
| 11054                 | 1105-DD-SayReady-Prompt-Retry2               | [Global Default] If you're ready now, say I'm Ready or press one, otherwise say Wait A Minute or press two. [4 sec pause] If you need assistance, say Agent or press zero.  |
| 11055                 | 1105-DD-SayReady-Prompt-Timeout1             | When you're ready, say I'm Ready or press one on your keypad.   |
| 11055                 | 1105-DD-SayReady-Prompt-Timeout2 and 3 and 4 | <same as Timeout 1>   |
| 11056                 | 1105-DD-SayReady-Prompt-Help                 | I'm waiting for you to find the bank numbers you'll need to set up direct deposit. When you have them, say I'm Ready. Otherwise say Wait A Minute. [1 sec pause] If you can't find the numbers, just hang up now and call back when you find them. [4 sec pause] If you need assistance, say Agent or press zero. |


| <b>Option</b>                    | <b>Vocabulary</b>   | <b>DTMF</b> | <b>Action</b>                                  | <b>Confirm.</b>     |
|----------------------------------|---|-------------|--|---------------------|
| 1105-DD-SayReady-Option-Ready    | [yes] I'm ready<br>I have the numbers<br>yes<br>hello<br>OK<br>I got it | 1           | Go to: 1300-PWDorKB-Check                      | <i>If necessary</i> |
| 1105-DD-SayReady-Option-NotReady | wait a minute<br>no   | 2           | re-enter this DM, replaying the Initial prompt | <i>If necessary</i> |
| 1105-DD-SayReady-Option-Repeat   | repeat<br>repeat the question   | 3           | Go to: 1100-KnowBank-VM                        | <i>If necessary</i> |

| <b>Confirmation prompts</b> |                                      |  |
|-----------------------------|--------------------------------------|--|
| <b>Message Number</b>       | <b>Option / Name</b>                 | <b>Wording</b>   |
| 11057                       | 1105-DD-SayReady-ConfPrompt-Ready    | [I think you said] that you're ready with the bank numbers. [Is that correct?] |
| 11058                       | 1105-DD-SayReady-ConfPrompt-NotReady | [I think you said] that you need more time. [Is that correct?]                 |
| 11059                       | 1105-DD-SayReady-ConfPrompt-Repeat   | [I think you said] you'd like to hear the question again. [Is that correct?]   |

| <b>DialogModule parameters</b> |   |
|--------------------------------|---|
| <b>Parameter</b>               | <b>Value</b>                                    |
| 1105-DD-SayReady-Parameter     |   |
| after_end_of_speech_timeout    | 1,000 ms  |
| before_begin_of_speech_timeout | 20,000 ms ← Note large value                    |
| allowing_barge_in              | True  |
| collection_maxnoinputs         | 4 ← Note increased value for number of timeouts |
| barge-in sensitivity           | <b>0.9</b>                                      |

|  |
|--|
| <b>Event logging</b>                               |
|  |
| <b>Developer notes</b>                             |
| Be sure sensitivity parameter is set as indicated. |

## 1110-CantProceed-VM

|   |   |
|---|---|
| <b>VoiceMenu DialogModule™</b>  |  |
| The caller said they don't have the required numbers (zip or bank info), so tell them we can't proceed and offer the usual options. Note this is different from not being qualified to use the application. The caller is allowed to use the application, but just doesn't have the required numbers handy. |   |

|                                   |
|-----------------------------------|
| <b>Entering from</b>              |
| 1090-KnowZip-VM, 1100-KnowBank-VM |

| <b>Prompts</b>        |             |                                      |   |
|-----------------------|-------------|--------------------------------------|---|
| <b>Message Number</b> | <b>Type</b> | <b>Name</b>                          | <b>Wording</b>  |
| 11101                 |             | 1110-GLB-CantProceed-Prompt-Initial1 | I'm afraid we can't proceed without those numbers. Please call back as soon as you have them and I'll be glad to help you with these changes. |
| 1000                  |             | silence_1000                         | [1 sec silence]   |
| 11102                 |             | 1110-GLB-CantProceed-Prompt-Initial2 | If you'd like to do something else, you can say Main Menu. Otherwise just hang up.  |
| 11103                 |             | 1110-GLB-CantProceed-Prompt-Retry1   | [Global Default] Please say Main Menu or press nine, or just hang up.   |
| 11104                 |             | 1110-GLB-CantProceed-Prompt-Retry2   | [Global Default] Please say Main Menu or press nine, or just hang up.   |
| 11105                 |             | 1110-GLB-CantProceed-Prompt-Timeout1 | I'm sorry, I didn't hear anything. Please say Main Menu or press nine, or just hang up.   |
| 11105                 |             | 1110-GLB-CantProceed-Prompt-Timeout2 | I'm sorry, I didn't hear anything. Please say Main Menu or press nine, or just hang up.   |
| 11101                 |             | 1110-GLB-CantProceed-Prompt-Help1    | I'm afraid we can't proceed without those numbers. Please call back as soon as you have them and I'll be glad to help you with these changes. |
| 11102                 |             | 1110-GLB-CantProceed-Prompt-Help2    | If you'd like to do something else, you can say Main Menu. Otherwise just hang up.  |

| <b>Option</b>   | <b>Vocabulary</b>                             | <b>DTMF</b> | <b>Action</b>             | <b>Confirm.</b>     |
|---|---|-------------|---------------------------|---------------------|
| 1110-GLB-CantProceed-Option-Ready   | same grammar as 1105-DD-SayReady-Option-Ready | 1           | Go to: 1300-PWDorKB-Check | <i>If necessary</i> |
| 1110-GLB-CantProceed-Option-Goodbye   | thank you<br>goodbye<br>OK                    | —           | hang up                   | <i>Never</i>        |
| Note: Be sure that global grammars for "main menu" and "question" are active. |   |             |                           |                     |


| <b>Confirmation prompts</b> |                                       |   |
|-----------------------------|---------------------------------------|---|
| <b>Message Number</b>       | <b>Option / Name</b>                  | <b>Wording</b>  |
| 11107                       | 1110-GLB-CantProceed-ConfPrompt-Ready | [I think you said] that you're ready with the numbers. [Is that correct?] |

| <b>DialogModule parameters</b> |              |
|--------------------------------|--------------|
| <b>Parameter</b>               | <b>Value</b> |
| 1110-GLB-CantProceed-Parameter |              |
| after_end_of_speech_timeout    | 1,000 ms     |
| before_begin_of_speech_timeout | 7,000 ms     |
| allowing_barge_in              | True         |

| <b>Event logging</b> |
|----------------------|
|                      |

| <b>Developer notes</b> |
|------------------------|
|                        |

### 1120-CantUse-Msg

|   |  | <b>Play Prompt</b>  |
|---|--|---|
| The caller has given a disqualifying response to a screening question so they aren't allowed to use this application, but an agent may be able to help. |  |  |

| <b>Entering from</b>  |
|---|
| 1050-GetSSI-YN, 1060-LiveInUS-YN,<br>1070-OwnBene-VM. <a href="#">1065_MI 53 Host Transaction</a> |


| <b>Prompts</b>        |                                  |   |
|-----------------------|----------------------------------|---|
| <b>Message Number</b> | <b>Name</b>                      | <b>Wording</b>  |
| 11200                 | 1120-GLB-CantUse-Prompt-Initial1 | Based on that information, you won't be able to use this automated system, but we'd still like to help if we can. |

| <b>Condition</b>                    | <b>Action</b>  |
|-------------------------------------|--|
| 1120-GLB-IntroQual-Condition-Always | NeedAssistanceWith = ValidationFailure<br>Go to: 2100-AfterHours-Check |

| <b>Event logging</b> |
|----------------------|
|                      |

| <b>Developer notes</b> |
|------------------------|
| No barge-in            |

### 1130\_CantDoThat\_DM

|  |  | <b>CustomContext DialogModule™</b>  |
|--|--|---|
| The caller has given a disqualifying response to a screening question, so they can't perform the function at all, even using an agent. |  |  |

| <b>Entering from</b> |
|----------------------|
| 1040-GetBeneNow-YN   |



| <b>Prompts</b>        |             |                                     |  |
|-----------------------|-------------|-------------------------------------|--|
| <b>Message Number</b> | <b>Type</b> | <b>Name</b>                         | <b>Wording</b>   |
| 11301                 | Initial     | 1130-GLB-CantDoThat-Prompt-Initial1 | Based on that information, you cannot perform this function even with the help of an agent. To perform this function, you must be RECEIVING benefit payments. For further details, and some tips on what you CAN do, say More Information. [ 2 sec pause] If there's something else you need to do with Social Security, or if you want to try again, you can say Main Menu. If you're done, just hang up. |
| 11302                 | Retry 1     | 1130-GLB-CantDoThat-Prompt-Retry1   | [Global Default] Please say Main Menu, or just hang up.  |
| 11303                 | Timeout 1   | 1130-GLB-CantDoThat-Prompt-Timeout1 | I'm sorry, I didn't hear anything. Please say Main Menu, or just hang up.  |
|                       |             |                                     |  |

| <b>Option</b>                                  | <b>Vocabulary</b> | <b>DTMF</b> | <b>Action</b>                                     | <b>Confirm.</b>     |
|--|-------------------|-------------|---|---------------------|
| <b>disable all global grammars for this DM</b> |                   |             |   |                     |
| main menu                                      | main menu<br>menu | 9           | Go to <a href="#">2212-ThanksBeforeReturn-Msg</a> | <i>If necessary</i> |
| more info                                      | more information  | *           | Go to <a href="#">1140_HelpForCantDoThat_DM</a>   | <i>Never</i>        |

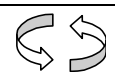
| <b>Confirmation prompts</b> |                  |  |
|-----------------------------|------------------|--|
| <b>Option</b>               | <b>Name</b>      | <b>Wording</b>   |
| main menu                   | gl_conf_mainmenu | [I think you said] you want to return to the Main Menu. [Is that correct?] |

| <b>DialogModule parameters</b> |              |
|--------------------------------|--------------|
| <b>Parameter</b>               | <b>Value</b> |
| incompletetimeout              | 1,000 ms     |
| timeout                        | 7,000 ms     |
| bargein                        | True         |
| maxnomatches                   | 1            |
| maxnoinputs                    | 1            |

| <b>Event logging</b> |
|----------------------|
|                      |

| <b>Developer notes</b> |
|------------------------|
|                        |

## 1140\_HelpForCantDoThat\_DM

|                             |   |
|-----------------------------|---|
| CustomContext DialogModule™ |  |
|-----------------------------|---|

| <b>Entering from</b>               |
|------------------------------------|
| <a href="#">1130_CantDoThat_DM</a> |

| <b>Prompts</b>        |             |  |  |
|-----------------------|-------------|--|--|
| <b>Message Number</b> | <b>Type</b> | <b>Name</b>                                | <b>Wording</b>   |
| 11402                 | Initial     | 1140-GLB-HelpForCantDoThat-Prompt-Initial1 | I'll try to explain it more. The function you requested, either change of address or setup of direct deposit, can be performed only by people who are currently receiving Social Security retirement, disability, or survivor benefit payments. If you don't meet this requirement, our agents can't help you with these functions either, because Social Security doesn't maintain address information for you in our files. If you've APPLIED to receive benefits and need to change your address, say Agent now and the agent will refer you to the office that has your pending claim. If you are neither receiving benefits nor have applied for benefits, but still need to change the address to which we send Social Security statements, you'll have to do that through the Internal Revenue Service. The easiest way to do that is just enter your new address on your tax return, but if you need to do it sooner, you can use IRS form 8-8-2-2, which you can get by calling 1-800-829-3676. [2 sec pause] If there's something else you need to do with Social Security, you can say Main Menu. If you're done, just hang up. To hear this message again, say More Information. |
| 11403                 | Retry 1     | 1130-GLB-CantDoThat-Prompt-Retry1          | [Global Default] Please say Main Menu, or just hang up.  |
| 11404                 | Timeout 1   | 1130-GLB-CantDoThat-Prompt-Timeout1        | I'm sorry, I didn't hear anything. Please say Main Menu, or just hang up.  |


| <b>Option</b>                                  | <b>Vocabulary</b>         | <b>DTMF</b> | <b>Action</b>  | <b>Confirm.</b>     |
|--|---------------------------|-------------|--|---------------------|
| <b>disable all global grammars for this DM</b> |                           |             |  |                     |
| main menu                                      | main menu menu            | 9           | Go to <a href="#">2212-ThanksBeforeReturn-Msg</a>  | <i>If necessary</i> |
| more info                                      | more information question | *           | re-enter this DM   | <i>never</i>        |
| agent  | agent synonyms            | 0           | Set NeedAssistanceWith = UserRequestAgent<br>Go to <a href="#">2100-AfterHours-Check</a> | <i>If necessary</i> |

| <b>Confirmation prompts</b> |               |                  |  |
|-----------------------------|---------------|------------------|--|
| <b>Message Number</b>       | <b>Option</b> | <b>Name</b>      | <b>Wording</b>   |
| 117                         | main menu     | gl_conf_mainmenu | [I think you said] you want to return to the Main Menu. [Is that correct?] |
| 130                         | agent         | gl_conf_operator | [I think you said] you want to talk to an agent. [Is that correct?]        |


| <b>DialogModule parameters</b> |              |
|--------------------------------|--------------|
| <b>Parameter</b>               | <b>Value</b> |
| incompletetimeout              | 1,000 ms     |
| timeout                        | 7,000 ms     |
| bargein                        | True         |
| maxnomatches                   | 1            |
| maxnoinputs                    | 1            |

| <b>Event logging</b> |
|----------------------|
|                      |

**Developer notes****1300-PWDorKB-Check**

| Branch on Condition   |  |  |
|---|--|---|
| The caller is qualified to use the application and wants to do a change of address or phone. See how we entered the application – directly from main or indirectly from password services – and branch accordingly. |  |   |
| <b>Entering from</b>  |  |   |
| 1090-KnowZip-VM   |  |   |
| Req ID  | Condition  | Action  |
| 1300-GLB-PWDorKB-Condition-PwdUnsure  | <i>IF Main Menu option 2 (COA) OR option 3 (DD)</i>              | Go to: 1310-UsingPwd-Check  |
| 1300-GLB-PWDorKB-Condition-UsingPwd   | <i>Else IF Main Menu option 4 (Pwd svcs) plus COA OR plus DD</i> | Go to: 1320-CallPwdAuth-Code  |
| —   | <i>Else impossible condition</i>                                 | —   |
| <b>Event logging</b>  |  |   |

**1310-UsingPwd-Check**

| Branch on Condition  |                          |  |
|--|--------------------------|--|
| Check the answer to our earlier question about whether the caller plans to use a password. |                          |  |
| <b>Entering from</b>   |                          |  |
| 1300-PWDorKB-Check   |                          |  |
| Req ID   | Condition                | Action   |
| 1310-GLB-UsingPwd-Condition-Pwd  | <i>IF using password</i> | Go to: 1320-CallPwdAuth-Code   |
| 1310-GLB-UsingPwd-Condition-KBA  | <i>Else using KBA</i>    | Go to: 1330-CallKBAAuth-Code   |
| <b>Event logging</b>   |                          |  |

**1320-CallPwdAuth-Code**

Entered from 1300-PWDorKB-Check, 1032-HavePwd-VM

**Call PwdAuth**

no parameters

expect return code of Success or Failure

**Go to:** 1340-authstatus-Check

Event Logging: <to be specified>


**1330-CallKBAAuth-Code**

Entered from 1310-UsingPwd-Check

**Call KBAAuth**

no parameters  
 expect return code of Success or Failure  
**Go to:** 1340-authstatus-Check  
 Event Logging: <to be specified>


## 1340-authstatus-Check

| Branch on Condition  |  |  |
|--|--|---|
| We called one of the authorization routines, either PwdAuth or KBAuth. See what they returned. |  |   |
| <b>Entering from</b>   |  |   |
| 1320-CallPwdAuth-Code, 1330-CallKBAuth-Code  |  |   |
| Req ID   | Condition  | Action  |
| 1340-GLB-authstatus-Condition-SuccCOA  | <i>IF auth success AND doing COA</i>             | Go to: 1350-CallCOA-Code  |
| 1340-GLB-authstatus-Condition-SuccDD   | <i>else if auth success AND doing DD</i>         | Go to: 1450-CallIDD-Code  |
| 1340-GLB-authstatus-Condition-AcctBlockedCOA   | <i>else auth failure because account blocked</i> | NeedAssistanceWith = ValidationFailure<br>Go to: 2100-AfterHours-Check              |
| 1340-GLB-authstatus-Condition-Fail   | <i>else auth failure for some other reasons</i>  | NeedAssistanceWith = ValidationFailure<br>Go to: 1500-CantAuth-Msg                  |
| <b>Event logging</b>   |  |   |


## 1350-CallCOA-Code

Entered from 1340-authstatus-Check  
**Call COA**  
 no parameters  
 expect return code of Success or Failure  
**Go to:** 1360-checkstatus-Check  
 Event Logging: <to be specified>


## 1360-checkstatus-Check

| Branch on Condition  |                                  |  |
|--|----------------------------------|---|
| We called the COA or the DD routine. See what it returned. |                                  |   |
| <b>Entering from</b>                                       |                                  |   |
| 1350-CallCOA-Code, 1450-CallIDD-Code                       |                                  |   |
| Req ID   | Condition                        | Action  |
| 1360-GLB-checkstatus-Condition-Succ                        | <i>IF Success from COA or DD</i> | Go to: 1370-done-VM   |
| 1360-GLB-checkstatus-Condition-Fail                        | <i>Else DD Failure</i>           | Go to: <a href="#">1365_MI_54</a>   |
| 1360-GLB-checkstatus-Condition-Fail                        | <i>Else COA Failure</i>          | Go to: 1510-NowWhat-VM  |
| <b>Event logging</b>                                       |                                  |   |

## 1365 MI 54 Host Transaction

|  |                        |   |
|--|------------------------|---|
| <b>Database Query</b>  |                        |  |
| Message to host for MI = 54 is to be used if caller enters this state. |                        |   |
| <b>Entering from</b>   |                        |   |
| <a href="#">1360-checkstatus-Check</a>                                 |                        |   |
| <b>Condition</b>   | <b>Action</b>          |   |
|  | Go to: 1510-NowWhat-VM |   |
| <b>Event logging</b>   |                        |   |

## 1370-done-VM

|   |                                      |   |               |                 |
|---|--------------------------------------|---|---------------|-----------------|
| <b>VoiceMenu DialogModule™</b>                                    |                                      |    |               |                 |
| Change completed successfully. Ask if caller wants anything else. |                                      |   |               |                 |
| <b>Entering from</b>  |                                      |   |               |                 |
| 1360-checkstatus-Check  |                                      |   |               |                 |
| <b>Prompts</b>  |                                      |   |               |                 |
| <b>Message Number</b>   | <b>Type / Name</b>                   | <b>Wording</b>  |               |                 |
| 13701   | 1370-GLB-done-Prompt-Initial         | If you'd like to do something else, you can say Main Menu. Otherwise just hang up.  |               |                 |
| 13702   | 1370-GLB-done-Prompt-Retry1          | [Global Default] Please say Main Menu or just hang up.  |               |                 |
| 13703   | 1370-GLB-done-Prompt-Retry2          | [Global Default] Please say Main Menu or press nine, or just hang up.   |               |                 |
| 13704   | 1370-GLB-done-Prompt-Timeout1        | I'm sorry, I didn't hear anything. If you'd like to do something else, please say Main Menu or press nine. Otherwise you can just hang up.  |               |                 |
| 13705   | 1370-GLB-done-Prompt-Timeout2        | I'm sorry, I didn't hear anything. If you'd like to do something else, please say Main Menu or press nine. Otherwise you can just hang up.  |               |                 |
| 13706   | 1370-GLB-done-Prompt-Help            | We've collected all your information and sent it off for processing. Now if you'd like to do something else with this automated system, say Main Menu or press nine. Otherwise, if you're finished, you can just hang up. |               |                 |
| <b>Option</b>   | <b>Vocabulary</b>                    | <b>DTMF</b>   | <b>Action</b> | <b>Confirm.</b> |
| 1370-GLB-done-Option-Goodbye                                      | goodbye<br>thanks<br>thank you<br>OK | 1   | hang up       | Never           |
| <b>Confirmation prompts</b>                                       |                                      |   |               |                 |
| <b>Option / Name</b>  |                                      | <b>Wording</b>  |               |                 |
| none  |                                      |   |               |                 |
| <b>DialogModule parameters</b>                                    |                                      |   |               |                 |
| <b>Parameter</b>  |                                      | <b>Value</b>  |               |                 |
| 1370-GLB-done-Parameter   |                                      |   |               |                 |
| after_end_of_speech_timeout                                       |                                      | 1,000 ms  |               |                 |
| before_begin_of_speech_timeout                                    |                                      | 7,000 ms  |               |                 |

|                        |      |
|------------------------|------|
| allowing_barge_in      | True |
| <b>Event logging</b>   |      |
| <b>Developer notes</b> |      |

### 1450-CallIDD-Code

Entered from 1340-authstatus-Check

**Call DD**


no parameters

expect return code of Success or Failure

**Go to:** 1360-checkstatus-Check

Event Logging: <to be specified>

### 1500-CantAuth-Msg

|                                       |   |
|---------------------------------------|---|
| <b>Play Prompt</b>                    |  |
| Caller failed authentication. Say so. |   |

|                       |
|-----------------------|
| <b>Entering from</b>  |
| 1340-authstatus-Check |


| <b>Prompts</b> |                            |   |
|----------------|----------------------------|---|
| <b>Name</b>    | <b>Name</b>                | <b>Wording</b>  |
| 15002          | 1500-GLB-CantAuth-Prompt-1 | Since I couldn't validate your identity, we can't continue with the change you requested. |
| 1000           | silence_1000               | [1 sec silence]   |

| <b>Req ID</b>                      | <b>Condition</b> | <b>Action</b>          |
|------------------------------------|------------------|------------------------|
| 1500-GLB-CantAuth-Condition-Always | Always           | Go to: 1510-NowWhat-VM |

|                      |
|----------------------|
| <b>Event logging</b> |
|----------------------|

|                                   |
|-----------------------------------|
| <b>Developer notes</b>            |
| No barge-in ← Check this setting! |

### 1510-NowWhat-VM

|                                      |   |
|--------------------------------------|---|
| <b>VoiceMenu DialogModule™</b>       |  |
| The caller failed in authentication. |   |

|                      |
|----------------------|
| <b>Entering from</b> |
| 1500-CantAuth-Msg    |

| <b>Prompts</b>        |                                  |  |
|-----------------------|----------------------------------|--|
| <b>Message Number</b> | <b>Type / Name</b>               | <b>Wording</b>   |
| 15101                 | 1510-GLB-NowWhat-Prompt-Initial  | If you'd like to do something else, say Main Menu. If you're done, say Goodbye or just hang up. [2 sec pause] If you need assistance, say Agent or press zero.                           |
| 15102                 | 1510-GLB-NowWhat-Prompt-Retry1   | [Global Default] Please say Agent or press zero, or say Main Menu or press nine, or just hang up.  |
| 15103                 | 1510-GLB-NowWhat-Prompt-Retry2   | [Global Default] Please say Agent or press zero, or say Main Menu or press nine, or just hang up.  |
| 15104                 | 1510-GLB-NowWhat-Prompt-Timeout1 | I'm sorry, I didn't hear anything. There's nothing more I can help you with in this part of the system. Please say Agent or press zero, or say Main Menu or press nine, or just hang up. |
| 15015                 | 1510-GLB-NowWhat-Prompt-Timeout2 | I'm sorry, I didn't hear anything. There's nothing more I can help you with in this part of the system. Please say Agent or press zero, or say Main Menu or press nine, or just hang up. |
| 15106                 | 1510-GLB-NowWhat-Prompt-Help     | There's nothing more I can help you with in this part of the system. Please say Agent or press zero, or say Main Menu or press nine, or just hang up.                                    |

| <b>Option</b>                       | <b>Vocabulary</b>   | <b>DTMF</b> | <b>Action</b>   | <b>Confirm.</b> |
|-------------------------------------|---|-------------|---|-----------------|
| 1510-GLB-NowWhat-Option-Goodbye     | goodbye<br>OK<br>no   | —           | Hang Up   | <i>never</i>    |
| max timeout or max retry in this DM | —   | —           | Hang Up   | —               |
| Agent in this DM                    | Agent<br>Agent Agent<br>Representative<br>Customer Service<br>[I have a] question | 0           | Set NeedAssistanceWith = UserRequestAgent<br><br>Go to: <a href="#">2100-AfterHours-Check</a> | <i>Always</i>   |


| <b>Confirmation prompts</b> |                |
|-----------------------------|----------------|
| <b>Option / Name</b>        | <b>Wording</b> |
| none                        |                |

| <b>DialogModule parameters</b> |              |
|--------------------------------|--------------|
| <b>Parameter</b>               | <b>Value</b> |
| 1510-GLB-NowWhat-Parameter     |              |
| after_end_of_speech_timeout    | 1,000 ms     |
| before_begin_of_speech_timeout | 7,000 ms     |
| allowing_barge_in              | True         |


| <b>Event logging</b> |
|----------------------|
|                      |

| <b>Developer notes</b>   |
|--|
| Before entry to this DM, discard any speech input that was received. |


## 2010-DMfailure-Msg

|   |                            |   |
|---|----------------------------|---|
| <b>Play Prompt</b>                                      |                            |    |
| The number of retries or timeouts exceeded the maximum. |                            |   |
| <b>Entering from</b>                                    |                            |   |
| any DM in this global module                            |                            |   |
| <b>Prompts</b>  |                            |   |
| <b>Message Numbers</b>                                  | <b>Name</b>                | <b>Wording</b>  |
| 20101   | 2010-GLB-DMfailure-Prompt1 | I'm so sorry I'm not able to understand you.  |
| <b>Req ID</b>   | <b>Condition</b>           | <b>Action</b>   |
| 2010-GLB-DMfailure-Condition-Always                     | Always                     | NeedAssistanceWith := MaxRetry or MaxTimeout as appropriate<br>Go to: 1510-NowWhat-VM |
| <b>Event logging</b>                                    |                            |   |
| <b>Developer notes</b>                                  |                            |   |
| No barge-in   |                            |   |

## 2100-AfterHours-Check


|   |                  |   |
|---|------------------|---|
| <b>Branch on Condition</b>                                |                  |  |
| Branches on whether operators are standing by.            |                  |   |
| <b>Entering from</b>                                      |                  |   |
| 1036-SystemAvailability-Check, Global Commands Vocabulary |                  |   |
| <b>Req ID</b>   | <b>Condition</b> | <b>Action</b>   |
| 2100-GLB-AfterHours-Condition-During                      | If During Hours  | Go to: 2110-GettingHelpOperator-Msg   |
| 2100-GLB-AfterHours-Condition-After                       | Else After Hours | Go to: 2211-ReturnToMain_or_HangUP-VM   |
| <b>Event logging</b>                                      |                  |   |
| Pass NeedAssistanceWith value onto next state             |                  |   |

## 2101-ErrorAfterHours-Check


|  |                  |   |
|--|------------------|---|
| <b>Branch on Condition</b>   |                  |  |
| An error has occurred. Branch according to whether agents are available. |                  |   |
| <b>Entering from</b>   |                  |   |
| anywhere, when an error occurs   |                  |   |
| <b>Req ID</b>  | <b>Condition</b> | <b>Action</b>   |
| 2101-GLB-ErrorAfterHours-Condition-During                                | If During Hours  | Go to: 2111-ErrorGettingHelpOperator-Msg  |
| 2101-GLB-ErrorAftersHours-Condition-After                                | Else After Hours | Go to: 2112-ErrorAfterHours-Msg   |
| <b>Event logging</b>   |                  |   |
| Pass NeedAssistanceWith value onto next state                            |                  |   |




## 2110-GettingHelpOperator-Msg

|  |   |                                      | <b>Play Prompt</b>   |  |
|--|---|--------------------------------------|--|---|
| Call needs assistance from live operator   |   |                                      |  |   |
| <b>Entering from</b>   |   |                                      |  |   |
| 2100-AfterHours-Check  |   |                                      |  |   |
| <b>Prompts</b>   |   |                                      |  |   |
| Message Number   | Condition                                   | Name                                 | Wording  |   |
| 21101  | NeedAssistanceWith = ValidationFailure      | 2110-GLB-GettingHelpOperator-Prompt1 | Hold on while I connect you to someone who can help you with this.   |   |
| 21102  | NeedAssistanceWith = SysUnavailable         | 2110-GLB-GettingHelpOperator-Prompt2 | I'm sorry, but the system is unavailable at this time. Please hold while I transfer your call to someone who can help you.                   |   |
| 21103  | NeedAssistanceWith = MaxTimeout or MaxRetry | 2110-GLB-GettingHelpOperator-Prompt3 | I'm sorry, but I just don't seem to understand you. Let me connect you to an agent who can help you. Please hold while I transfer your call. |   |
| 21104  | NeedAssistanceWith = UserRequestedAgent     | 2110-GLB-GettingHelpOperator-Prompt4 | Sure. One moment. I'll transfer you to someone who can help.   |   |
| <b>Condition</b>   |   | <b>Action</b>                        |  |   |
| Always<br>2110-GLB-GettingHelpOperator-Condition-Always                              |   | Go to: [TRXF TO AGENT]               |  |   |
| <b>Event logging</b>   |   |                                      |  |   |
| <b>Developer notes</b>   |   |                                      |  |   |
| No barge-in. The structure and wording here are taken from the BEVE/MRC application. |   |                                      |  |   |


## 2111-ErrorGettingHelpOperator-Msg

|   |           |   | <b>Play Prompt</b>   |  |
|---|-----------|---|--|---|
| An error occurred and agents are available.   |           |   |  |   |
| <b>Entering from</b>                          |           |   |  |   |
| 2101-ErrorAfterHours-Check                    |           |   |  |   |
| <b>Prompts</b>                                |           |   |  |   |
| Message Number                                | Condition | Name                                      | Wording  |   |
| 21111   | Always    | 2111-GLB-ErrorGettingHelpOperator-Prompt1 | I'm sorry, but there's a problem with the system and I can't continue. Hold on while I transfer you to an agent. |   |
| <b>Req ID</b>                                 |           | <b>Condition</b>                          | <b>Action</b>  |   |
| 2111-GLB-ErrorGettingHelpOperator-Condition-1 |           | Always                                    | [TRXF TO AGENT]  |   |
| <b>Event logging</b>                          |           |   |  |   |
| <b>Developer notes</b>                        |           |   |  |   |
| No barge-in                                   |           |   |  |   |

## 2112-ErrorAfterHours-Msg

| <b>Play Prompt</b>                              |           |                                  |                                   |
|---|-----------|----------------------------------|--|
| An error occurred and agents are NOT available. |           |                                  |  |
| <b>Entering from</b>                            |           |                                  |  |
| 2101-ErrorAfterHours-Check                      |           |                                  |  |
| <b>Prompts</b>                                  |           |                                  |  |
| Message Number                                  | Condition | Name                             | Wording  |
| 21121   | Always    | 2112-GLB-ErrorAfterHours-Prompt1 | I'm sorry, but there's a problem with the system and I have to hang up now. Please call again during business hours. |
| Req ID  | Condition | Action                           |  |
| 2111-GLB-ErrorGettingHelpOperator-Condition-1   | Always    | Hang Up                          |  |
| <b>Event logging</b>                            |           |                                  |  |
| <b>Developer notes</b>                          |           |                                  |  |
| No barge-in                                     |           |                                  |  |

## 2211-ReturnToMain\_or\_HangUP-VM

| <b>CustomContext</b>  |         |                                     |  |  |
|---|---------|-------------------------------------|---|--|
| Caller needs assistance with something, but operators are not available. Ask if the caller wants to return to the main menu or hang up. |         |                                     |   |  |
| <b>Entering from</b>  |         |                                     |   |  |
| 2100-AfterHours-Check   |         |                                     |   |  |
| <b>Prompts</b>  |         |                                     |   |  |
| Message Number  | Type    | Condition                           | Name  | Wording  |
| 22110   | Initial | NeedAssistanceWith = SysUnavailable | 2211-GLB-ReturnToMain-Prompt-Initial1   | I'm sorry, but the system is currently unavailable. Please try your call again later or try during business hours if you'd prefer to speak with an agent. But, if there's anything else you'd like to do, say "MAIN MENU". Otherwise just hang-up. |

|       |                                       |   |                                       |   |
|-------|---------------------------------------|---|---------------------------------------|---|
| 22111 |                                       | NeedAssistanceWith = ValidationFailure      | 2211-GLB-ReturnToMain-Prompt-Initial2 | Our offices are closed now, but you can call back to speak with an agent. Agents are available seven A M to seven P M, Monday through Friday, except national holidays. [2 sec pause] In the mean time, if there's something else you'd like to do, you can say Main Menu. Otherwise, just hang up now. |
| 22112 |                                       | NeedAssistanceWith = MaxTimeout or MaxRetry | 2211-GLB-ReturnToMain-Prompt-Initial3 | I'm sorry, but I just don't seem to understand you. To speak with an agent, please call back during business hours. If there's anything else you'd like to do, say "MAIN MENU". Otherwise you can just hang-up.   |
| 22113 |                                       | NeedAssistanceWith = UserRequestedAgent     | 2211-GLB-ReturnToMain-Prompt-Initial4 | Unfortunately, our offices are closed. To speak with an agent, please call back during business hours. If there's anything else you'd like to do, say "MAIN MENU". Otherwise you can just hang-up.  |
| 22114 | 2211-GLB-ReturnToMain-Prompt-Retry1   |   |                                       | [Global Default] I'm afraid you'll have to call back and speak with an agent during business hours. In the mean time, if there's anything else you'd like to do, say MAIN MENU or press nine. Otherwise you can just hang-up.   |
| 22115 | 2211-GLB-ReturnToMain-Prompt-Retry2   |   |                                       | [Global Default] Unfortunately, there are no agents available at this time. I'm afraid you'll have to call back during business hours. But if there's anything else you'd like to do, say MAIN MENU or press nine. Otherwise you can just hang up.  |
| 22116 | 2211-GLB-ReturnToMain-Prompt-Timeout1 |   |                                       | Sorry, I didn't hear you and I'm afraid our offices are currently closed. To speak with an agent, you'll have to call back. If there's anything else you'd like to do, say MAIN MENU or press nine. Otherwise you can just hang-up.   |
| 22117 | 2211-GLB-ReturnToMain-Prompt-Timeout2 |   |                                       | Sorry, I still didn't hear you and I'm afraid our offices are currently closed. To speak with an agent, you'll have to call back. If you'd like to return to the main menu, say MAIN MENU or press nine. If you'd like to end your call you can simply hang up.   |
| 22118 | 2211-GLB-ReturnToMain-Prompt-Help     |   |                                       | At this point, I'm afraid our offices are closed, so you'll have to call back if you'd like to speak with an agent. But you do have two other options. You can either say MAIN MENU or press nine, or you can end the call by simply hanging up.  |

| Option                                | Vocabulary  | DTMF | Action                             | Confirm.            |
|---------------------------------------|-------------|------|------------------------------------|---------------------|
| 2211-GLB-ReturnToMain-Option-MainMenu | "Main Menu" | 9    | Go to: 2212-ThanksBeforeReturn-Msg | <i>If necessary</i> |
| 2211-GLB-ReturnToMain-Option-Goodbye  | "Goodbye"   | —    | Hang Up                            | <i>never</i>        |

| Confirmation prompts |   |  |  |
|----------------------|---|--|--|
| Message Number       | Name                                      | Wording  |  |
| 22119                | 2211-GLB-ReturnToMain-ConfPrompt-MainMenu | [I think you said] you wanted to return to the Main Menu. [Is that correct?] |  |
|                      |   |  |  |


| Confirmation Options                 | Vocabulary   | DTMF | Confirm. |
|--------------------------------------|--|------|----------|
| 2211-GLB-ReturnToMain-ConfOption-Yes | "Yes [it is]"<br>"[Yes] that's right"<br>"Right"<br>"[That's] correct" | 1    | Never    |
| 2211-GLB-ReturnToMain-ConfOption-No  | "No [it isn't]"<br>"[No] that's not right"                             | 2    | Never    |

| DialogModule parameters         |          |
|---------------------------------|----------|
| Parameter                       | Value    |
| 2211-GLB-ReturnToMain-Parameter |          |
| after_end_of_speech_timeout     | 1,000 ms |
| before_begin_of_speech_timeout  | 7,000 ms |
| allowing_barge_in               | True     |

| Event logging |
|---------------|
|               |

| Developer notes   |
|---|
| On MaxTimeout, Max Retry or MaxHelp in this DM Hang Up.<br>Disable Global Command Grammar.<br>The structure and wording here are taken from the BEVE/MRC application. |

## 2212-ThanksBeforeReturn-Msg

| Play Prompt  |
|--|
| Thank caller before returning them to the main menu (N8NN).  |

| Entering from                  |
|--------------------------------|
| 2211-ReturnToMain_or_HangUP-VM |

| Prompts        |                  |   |                              |
|----------------|------------------|---|------------------------------|
| Message Number | Condition        | Name  | Wording                      |
| 22121          | If FOAP flag = 0 | 2212-GLB-ThanksBeforeReturn-Prompt-Initial  | Sure. I'll transfer you now. |
| 250            | else             | 2212-GLB-ThanksBeforeReturn-Prompt-Initial2 | 250 milliseconds silence     |

| Req ID                                       | Condition | Action   |
|--|-----------|--|
| 2212-GLB-ThanksBeforeReturn-Condition-Always | Always    | Transfer to N8NN Main Menu module 1100-Main-DM |

| Event logging |
|---------------|
|               |

| Developer notes |
|-----------------|
| No barge-in     |

—End of Specification —

**Social Security Administration**  
**Change of Address / Direct Deposit**  
**User Interface Specification**  
Last Saved: June 25, 2009

**2.24.1**

**Direct Deposit**

**FOAP Effort**



*Verizon Business Confidential & Proprietary.*

This documentation is extremely sensitive; please limit distribution. No part of this document may be photocopied, disclosed, or otherwise provided to third parties without the consent of Verizon Business.



*Verizon Business Confidential & Proprietary.*

This documentation is extremely sensitive; please limit distribution. No part of this document may be photocopied, disclosed, or otherwise provided to third parties without the consent of Verizon Business.

# Document History

| <i>Date</i> | <i>Spec</i> | <i>App</i> | <i>Summary of Changes</i>  | <i>Revised by</i> |
|-------------|-------------|------------|--|-------------------|
| 01/10/05    | 1.0         | 1.0        | Initial version.   | Paul Sawyer       |
| 01/18/05    | 1.1         | 1.0        | <p><b>Changes based on review and submitted comments:</b></p> <p>Advise callers up front about the types of accounts that are acceptable (6000 and 6010) and get them to confirm that they have such an account.</p> <p>Remove the "second chance" for account ownership (6020) since the new wording in 6000 and 6010 is more explicit.</p> <p>Remove "other" as an option for account type.</p> <p>Add keypad hints in more places. The general rule is to offer keypad hints in retry 2 and timeout 1 and 2.</p> <p>Add "as soon as possible" as an option for effective month, with a keypad alternative of 1.</p> <p>Remind callers that the bank routing number is usually the left-most number at the bottom of a check.</p> <p>Change final wording for both success (6210) and failure (6220). This wording may change — SSA is pondering it.</p> | Paul Sawyer       |
| 03/01/05    | 1.2         | 1.0        | <p>Change 6130 to a Custom Context DM and use a list of valid routing numbers for the grammar. Delete 6140 and 6150 which are now obsolete.</p> <p>Revise prompt text that was changed during recording.</p>   | Paul Sawyer       |
| 03/04/05    | 1.3         | 1.0        | Revised Requirement IDs in 6000, 6030, 6110, 6170, 6200, 6210, 6220, 6300  | Steven Ligi       |
| 03/11/05    | 2.0         | 1.0        | <ol style="list-style-type: none"> <li>1. Inserted missing word "be" in 6000 prompt1.</li> <li>2. Add spacer silence prompts to 6100, 6160.</li> </ol>   | Paul Sawyer       |
| 04/11/05    | 2.1         | 1.0        | <p>Changes following usability testing.</p> <ol style="list-style-type: none"> <li>1. Change prompts in 6130 to encourage callers to speak quickly. Also lengthen timeout values.</li> <li>2. Remove the questions about whether caller has bank numbers, since we do it in Global. 6100, 6110, 6120.</li> <li>3. Combine 6010 and 6040, ask only one question.</li> <li>4. Change 6050 calculation of possible effective months, and warn about the ambiguity of ASAP.</li> </ol>   | Paul Sawyer       |
| 04/22/05    | 2.2         | 1.0        | <p>Changes following review.</p> <ol style="list-style-type: none"> <li>1. Mark 6100 as obsolete. (See item 2 in previous changes.)</li> <li>2. Change text of 6210 Prompt1 to say it may not happen before next payment.</li> </ol>   | Paul Sawyer       |

### This document is a User-Interface specification

The purpose of this document is to lay out the user-interface in all its detail. Readers of this document are assumed to also have read the requirements specification and to have an understanding of the purpose of the application.

Copyright © 2012 Nuance Communications, Inc., DialogModules™ is a trademark of Nuance Communications, Inc.

Nuance Communications, Inc. / 1 Wayside Road / Burlington MA 01803 / U.S.A.

|            |      |     |  |                            |
|------------|------|-----|--|----------------------------|
| 04/25/05   | 2.3  | 1.0 | "Administrative" fixes to bugs found by Q/A.   | Paul Sawyer                |
| 06/03/05   | 2.4  | 1.0 | 1. Clarify wording of confirmation prompt in 6160. <b>Spec change only</b> – no code change required.<br>2. Change 6130 (collection of bank routing number) to ALWAYS confirm, at request of SSA. <b>This IS a code change.</b>  | Paul Sawyer                |
| 08/15/2005 | 2.5  | 1.0 | In 6040, remove condition on playing success prompts, so that success prompts are always played. <b>Code was already implemented this way.</b> (Paul Sawyer)<br>Change following tuning report recommendations (Nadine Ozkan):<br><ul style="list-style-type: none"> <li>- Prompt changes are in red (style : Table: RevisedRecordings)</li> <li>- Other changes (grammar or confirmation play-back) are highlighted in yellow.</li> </ul>   | Paul Sawyer & Nadine Ozkan |
| 10/20/2005 | 2.6  | 1.0 | Changes following second tuning, and other changes requested by SSA. (All previous revision marking and highlighting removed.)<br>1. Reword 6210-DD-Success-Prompt1 to discourage callers from calling back or calling a field office to verify that the change happened.<br>2. In 6050, specify that recognition grammar should include the current month and treat it the same as "as soon as possible".   | Paul Sawyer                |
| 10/25/05   | 2.7  | 1.0 | 1. Change of policy from SSA: Change prompt 6210-DD-Success-Prompt1 to omit suggestion for following up by using Password Services. Just say it will "take about three business days."<br>2. Correct the explanation in 6050 regarding which month names are recognized and how they are mapped.   | Paul Sawyer                |
| 2 Feb 06   | 2.8  | 1.0 | Changes following Tuning 3:<br>1. Emphasize that double parsing should be avoided in 6040, 6160.   | Paul Sawyer                |
| 21 Mar 06  | 2.9  | 1.0 | Corrected wording of prompt 6050-DD-EffectiveMonth-Prompt-Help   | Phil Profili               |
| 22 Aug 06  | 2.10 | 1.0 | Changes resulting from Tuning 4.<br>1. 6040: Remove Agent from global grammar for this DM. Tweak prompt accordingly.<br>2. 6050: Remove Agent from global grammar for this DM. Tweak prompt accordingly.<br>3. 6130: Tweak prompts to clarify we need info for the NEW bank. Remove Agent synonyms from global grammar for this DM. Change confirmation to "if necessary". Tweak speech parameters.<br>4. 6160: Note concern that max speech duration may not be what is shown in this spec. | Paul Sawyer                |
| 29 Jan 07  | 2.11 | 1.0 | Added message numbers to all prompts   | Sean Stallings<br>VZB      |
| 01 May 07  | 2.12 | 1.0 | Updated 6210 per Nuances direction   | Sean Stallings<br>VZB      |
| 21 May 07  | 2.13 | 1.0 | 6050 updated, corrected minor typographical errors.  | Sean Stallings<br>VZB      |
| 22 Aug 07  | 2.14 | 1.0 | Updated title and header   | Sean Stallings<br>VZB      |
| 06 Sep 07  | 2.15 | 1.0 | Corrected number for message number 60536  | Sean Stallings             |



|                 |        |     |  |                       |
|-----------------|--------|-----|--|-----------------------|
|                 |        |     | Removed default globals from retry 1 and retry 2 prompts   | VZB                   |
| 24 Oct 07       | 2.16   | 1.0 | Added Global Behavior chapter. This was done to clarify the purpose of DM 6300-DDDMfailure-Msg   | Sean Stallings<br>VZB |
| 29 Feb 08       | 2.17   | 1.0 | Added privacy statement to Global Behavior chapter.<br>Updated DM 6160, added note telling developer to set privacy flag to true.  | Sean Stallings<br>VZB |
| 17 Apr 08       | 2.18   | 1.0 | Updated Module 6160, reduced silence from 1 second to 2.<br>Updated Module 6210, reduced silence from 1 second to 2.   | Sean Stallings<br>VZB |
| 01 May 08       | 2.19   | 1.0 | Added reporting strings to dialogue modules 6040, 6050, 6130, 6160.  | Sean Stallings<br>VZB |
| 02 May 08       | 2.20   | 1.0 | Corrected reporting strings in all dialogue modules, replaced KBPW with COAD.<br>Updated module 6130; added confidentiality note to module notes.  | Sean Stallings<br>VZB |
| 21 August 08    | 2.21   | 1.0 | Highlighted Barge-in changes in pink   | Sean Stallings<br>VZB |
| 16 September 08 | 2.22   | 1.0 | Added Verizon proprietary statement to title page and all page headers.  | Sean Stallings<br>VZB |
| 02 February 09  | 2.23   | 1.0 | Updated Header   | Sean Stallings<br>VZB |
| 21 May, 09      | 2.24   | 1.0 | Updated Chapter 1: Introduction, reference to Global changed to COA-DD Global UI.<br>Updated Chapter 2: Global Behavior, reference to Global changed to COA-DD Global UI.<br>Updated modules 6000, 6030, 6210, 6220, 6300, references to Global changed to COA-DD Global UI.<br>Added Chapter 3: Global Commands and Global Prompts, detailing global command exceptions for this application. | Sean Stallings<br>VZB |
| 25 Jun 09       | 2.24.1 | 1.0 | Cover page update.   | Kim Rothlis<br>VzB    |

# Table of Contents

|                   |  |            |
|-------------------|--|------------|
| <b>Chapter 1:</b> | <b>Introduction.....</b>                       | <b>123</b> |
| <b>Chapter 2:</b> | <b>Global Behavior .....</b>                   | <b>124</b> |
|                   | 2.1 Privacy.....                               | 124        |
|                   | 2.2 Time-outs and Retries.....                 | 124        |
| <b>Chapter 3:</b> | <b>Global Commands and Global Prompts.....</b> | <b>125</b> |
|                   | 3.1 Global Commands .....                      | 125        |
| <b>Chapter 4:</b> | <b>Detailed Dialog Specification .....</b>     | <b>126</b> |
|                   | 4.1 Call-Flow Tables .....                     | 126        |
|                   | 6000-IntroDD-Msg.....                          | 126        |
|                   | 6030-CantHelp-Msg.....                         | 126        |
|                   | 6040-WhatType-VM.....                          | 127        |
|                   | 6050-EffectiveMonth-VM .....                   | 128        |
|                   | 6130-GetRouting-VM.....                        | 133        |
|                   | 6160-GetAccount-VM.....                        | 135        |
|                   | 6170-SendingNow-Msg.....                       | 136        |
|                   | 6200-SendDDinfo-DB .....                       | 136        |
|                   | 6210-Success-Msg.....                          | 137        |
|                   | 6220-Failure-Msg.....                          | 137        |
|                   | 6300-DDDMfailure-Msg.....                      | 138        |

---

## Chapter 10: Introduction

This document is one part of a set of documents that describe the user interface for the Social Security Administration (SSA) Change of Address (COA) and Direct Deposit (DD) application. This document describes only the interaction for **Direct Deposit (DD)**. The call flow has passed through initial introduction, caller qualification, and authentication (password or knowledge-based) before getting to this section.

Note that this entire section is jumped into from the global part of the application and returns to it. The only entry point to this section is the beginning DM, 6000. Exit from this section is by RETURN to COA-DD Global UI.

---

# Chapter 11: Global Behavior

## 11.1 Privacy

**Bank Account Number** is considered confidential. The confidential flag should be set to true for all dialog modules collecting this information from the caller.

## 11.2 Time-outs and Retries

If callers reach maximum timeouts or retries they will be sent to [6300-DDDMfailure-Msg](#) and then routed back to COA-DD Global UI. For all other global behavior see chapter 4 in the Change of Address/Direct Deposit Global user interface document.

# Chapter 12: Global Commands and Global Prompts


## 12.1 Global Commands

As per 4.5 Global Commands and Global Prompts section in COA-DD Global, 'Main Menu' global command will transfer to N8NN Main Menu module 1100-Main-DM.


# Chapter 13: Detailed Dialog Specification

## 13.1 Call-Flow Tables


### 6000-IntroDD-Msg

| <b>Play Prompt</b>  |                         |  |
|---|-------------------------|--|
| Introduce caller on entry to the DD service.  |                         |  |
|  |                         |  |
| <b>Entering from</b>  |                         |  |
| COA-DD Global UI (1450CallDD-Code)  |                         |  |
| <b>Prompts</b>  |                         |  |
| <b>Message Numbers</b>  | <b>Name</b>             | <b>Wording</b>   |
| 60001   | 6000-DD-IntroDD-Prompt1 | Let's move on to your direct deposit information. For direct deposit, you'll need a CHECKING, SAVINGS, or INVESTMENT account that YOU own. It must be a type of account that has a BANK ROUTING number and an ACCOUNT number, and from which you can withdraw funds. |
| <b>Req ID</b>   | <b>Condition</b>        | <b>Action</b>  |
| 6000-DD-IntroDD-Condition-Always  | Always                  | Go to: 6040-WhatType-VM  |
| <b>Event logging</b>  |                         |  |
|   |                         |  |
| <b>Developer notes</b>  |                         |  |
| No barge-in   |                         |  |

### 6030-CantHelp-Msg

| <b>Play Prompt</b>  |                          |   |
|---|--------------------------|---|
| Caller says doesn't have an account s/he owns. Say sorry we can't help them.          |                          |   |
|  |                          |   |
| <b>Entering from</b>  |                          |   |
| 6040-WhatType-VM  |                          |   |
| <b>Prompts</b>  |                          |   |
| <b>Message numbers</b>  | <b>Name</b>              | <b>Wording</b>  |
| 60301   | 6030-DD-CantHelp-Prompt1 | I'm afraid we can't set up direct deposit for you until you have a checking, savings, or investment account that you own. |
| <b>Req ID</b>   | <b>Condition</b>         | <b>Action</b>   |
| 6030-DD-CantHelp-Condition-Always   | Always                   | return to COA-DD Global UI (1450CallDD-Code)  |
| <b>Event logging</b>  |                          |   |
|   |                          |   |
| <b>Developer notes</b>  |                          |   |
| No barge-in   |                          |   |

## 6040-WhatType-VM

| VoiceMenu DialogModule™  |  |  |  |                     |
|---|--|--|--|---------------------|
| Caller has a personally-owned bank account. Ask 'em what type it is.  |  |  |  |                     |
| <b>Entering from</b>  |  |  |  |                     |
| 6000-IntroDD-Msg  |  |  |  |                     |
| <b>Prompts</b>  |  |  |  |                     |
| Message Numbers   | Type / Name  | Wording  |  |                     |
| 60401   | 6040-DD-WhatType-Prompt-Initial                        | So, tell me the type of account: Checking, Savings, or Investment. Or say Question, or I Don't Have One.   |  |                     |
| 60402   | 6040-DD-WhatType-Prompt-Retry1                         | Please say Checking, Savings, or Investment.   |  |                     |
| 60403   | 6040-DD-WhatType-Prompt-Retry2                         | Please say Checking or press one, Savings or press two, or Investment or press three. You can also say Question or press the star key.   |  |                     |
| 60404   | 6040-DD-WhatType-Prompt-Timeout1                       | I'm sorry, I didn't hear anything. Please say Checking or press one, Savings or press two, Investment or press three, or Question or press star.   |  |                     |
| 60405   | 6040-DD-WhatType-Prompt-Timeout2                       | I'm sorry, I still didn't hear anything. You can say Question or press star if you need more information.  |  |                     |
| 60407   | 6040-DD-WhatType-Prompt-Help                           | Here are a few details that may help. In order to set up direct deposit of your benefits to a bank or investment account, you must have a checking, savings, or investment account that you own. We can't deposit into other types of accounts, nor can we deposit into an account owned by someone else. I need to know the TYPE of account it is so that we and the bank are sure that we use the correct account. So please say Checking, or Savings, or Investment, or I Don't Have One. |  |                     |
| 50394   | 6040-DD-WhatType-Prompt-Success                        | Got it.  |  |                     |
| Option  | Vocabulary   | DTMF   | Action   | Confirm.            |
| 6040-DD-WhatType-Option-checking  | [it's a] checking [account]                            | 1  | remember the value<br>play Success prompt<br>Go to: 6050-EffectiveMonth-VM | <i>If necessary</i> |
| 6040-DD-WhatType-Option-savings   | [it's a] savings [account]                             | 2  | remember the value<br>play Success prompt<br>Go to: 6050-EffectiveMonth-VM | <i>If necessary</i> |
| 6040-DD-WhatType-Option-investment  | [it's an] investment [account]                         | 3  | remember the value<br>play Success prompt<br>Go to: 6050-EffectiveMonth-VM | <i>If necessary</i> |
| 6040-DD-WhatType-Option-DontHave  | I don't have one                                       | 4  | Go to: 6030-CantHelp-Msg   | <i>if necessary</i> |
|   | remove Agent synonyms from global grammar for this DM. |  |  |                     |
| <b>Confirmation prompts</b>   |  |  |  |                     |
| Message Numbers   | Option / Name  | Wording  |  |                     |
| 60408   | 6040-DD-WhatType-ConfPrompt-checking                   | [I think you said] checking. [Is that correct?]  |  |                     |

|       |  |   |
|-------|--|---|
| 60409 | 6040-DD-WhatType-ConfPrompt-savings    | [I think you said] savings. [Is that correct?]                        |
| 60410 | 6040-DD-WhatType-ConfPrompt-investment | [I think you said] investment. [Is that correct?]                     |
| 60411 | 6040-DD-WhatType-ConfPrompt-DontHave   | [I think you said] you don't have such an account. [Is that correct?] |

| <b>DialogModule parameters</b> |              |
|--------------------------------|--------------|
| <b>Parameter</b>               | <b>Value</b> |
| 6040-DD-WhatType-Parameter     |              |
| after_end_of_speech_timeout    | 1,000 ms     |
| before_begin_of_speech_timeout | 7,000 ms     |
| allowing_barge_in              | True         |

| <b>Event logging</b>                                     |                                   |                               |
|--|-----------------------------------|-------------------------------|
| Record = U-COAD-DM_6040-(Call Duration at start),T-COAD- | 0000 = Success                    | -Call duration at process end |
|  | 0001 = Error                      |                               |
|  | 0002 = Max No Input               |                               |
|  | 0003 = Max No Match               |                               |
|  | 0200 = Caller Hang Up             |                               |
|  | 0303 = Max No Confirm             |                               |
|  | 0304 = Max Help                   |                               |
|  | 0310 = Caller Requested Main Menu |                               |
|  | 0311 = Caller Requested Agent     |                               |

**Developer notes**


Bias the grammar toward "checking". Set the confidence threshold a little higher so we don't get false acceptances.

"One Step Correction" strategy should be available to the Caller (e.g., "No, checking") – This means both the collection grammar and the confirmation grammar are active during the confirmation phase. (This can be done as a parallel grammar.)

Set SWI\_scoreDelta to +200 to increase bias towards utterance, -200 to decrease (downweight) bias towards utterance in grammar e.g. <item><tag>AGENT='agent'; SWI\_scoreDelta=-200</tag>agent</item>

Avoid double parsing – remove duplicate grammars or duplicate vocabulary

## 6050-EffectiveMonth-VM

| <b>VoiceMenu DialogModule™</b>   |  |   |
|--|--|---|
| Ask caller for effective month. Give them a choice of three specific months based on the current date.  |  |   |
| <b>Entering from</b>   |  |   |
| 6040-WhatType-VM   |  |   |
| <b>Prompts</b>   |  |   |
|  | Type / Name                                | Wording   |
| 60501  | 6050-DD-EffectiveMonth-Prompt-Initial      | I need to know when this direct deposit change should be effective. You can say As Soon As Possible, or you can say ... |
|  | 6050-DD-EffectiveMonth-Prompt-MonthChoices | <month 1 medial> <month 2 final>  |



|       |  |   |
|-------|--|---|
| 60502 | 6050-DD-EffectiveMonth-Prompt-Retry1       | Please say "As Soon As Possible", or say *** just a month ***, among the following ...  |
|       | 6050-DD-EffectiveMonth-Prompt-MonthChoices | as above  |
| 60503 | 6050-DD-EffectiveMonth-Prompt-Retry2       | The effective month for your direct deposit change must be one of these choices. Please say "As Soon As Possible" or press one, or say *** just a month ***, among these: ...   |
|       | 6050-DD-EffectiveMonth-Prompt-MonthChoices | as above  |
| 60504 | 6050-DD-EffectiveMonth-Prompt-Timeout1     | I'm sorry, I didn't hear anything. The effective month for your direct deposit change must be one of these choices. Please say "As Soon As Possible" or press one, or say *** just one of the following months *** ...  |
|       | 6050-DD-EffectiveMonth-Prompt-MonthChoices | as above  |
| 60505 | 6050-DD-EffectiveMonth-Prompt-Timeout2     | I'm sorry, I still didn't hear anything. You can say Question or press star if you need more information. Otherwise say "As Soon As Possible" or press one, or say *** just a month, among these ***.   |
|       | 6050-DD-EffectiveMonth-Prompt-MonthChoices | as above  |
| 60506 | 6050-DD-EffectiveMonth-Prompt-Help         | The effective month for your direct deposit change must be one of the months I've listed, which is as soon as possible but no more than three months from now. If this is not what you wanted, you can start over by saying Main Menu. Otherwise, please say **just** one of these: |
|       | 6050-DD-EffectiveMonth-Prompt-MonthChoices | as above  |
| 60507 | 6050-DD-EffectiveMonth-Prompt-Success1     | Sure, ...   |
|       | —  | <month medial>  |
|       | 6050-DD-EffectiveMonth-Prompt-Success2     | ... is fine.  |
| 60508 | 6050-DD-EffectiveMonth-Prompt-Success3     | OK, it will be as soon as possible, but that might or might not be for your NEXT benefit payment, depending on several factors.   |
|       |  | <b>Concatenated prompts for months</b>  |
| 60509 | 6050-DD-EffectiveMonth-Prompt-ASAP         | ... as soon as possible ...   |
| 60510 | 6050-DD-EffectiveMonth-Prompt-JanMed       | ... January, ...  |
| 60511 | 6050-DD-EffectiveMonth-Prompt-JanFin       | ... or January.   |
| 60512 | 6050-DD-EffectiveMonth-Prompt-FebMed       | ... February, ...   |

|       |                                      |                    |
|-------|--------------------------------------|--------------------|
| 60513 | 6050-DD-EffectiveMonth-Prompt-FebFin | ... or February.   |
| 60514 | 6050-DD-EffectiveMonth-Prompt-MarMed | ... March, ...     |
| 60516 | 6050-DD-EffectiveMonth-Prompt-MarFin | ... or March.      |
| 60517 | 6050-DD-EffectiveMonth-Prompt-AprMed | ... April, ...     |
| 60518 | 6050-DD-EffectiveMonth-Prompt-AprFin | ... or April.      |
| 60519 | 6050-DD-EffectiveMonth-Prompt-MayMed | ... May, ...       |
| 60520 | 6050-DD-EffectiveMonth-Prompt-MayFin | ... or May.        |
| 60521 | 6050-DD-EffectiveMonth-Prompt-JunMed | ... June, ...      |
| 60522 | 6050-DD-EffectiveMonth-Prompt-JunFin | ... or June.       |
| 60523 | 6050-DD-EffectiveMonth-Prompt-JulMed | ... July, ...      |
| 60524 | 6050-DD-EffectiveMonth-Prompt-JulFin | ... or July.       |
| 60525 | 6050-DD-EffectiveMonth-Prompt-AugMed | ... August, ...    |
| 60526 | 6050-DD-EffectiveMonth-Prompt-AugFin | ... or August.     |
| 60527 | 6050-DD-EffectiveMonth-Prompt-SepMed | ... September, ... |
| 60528 | 6050-DD-EffectiveMonth-Prompt-SepFin | ... or September.  |
| 60529 | 6050-DD-EffectiveMonth-Prompt-OctMed | ... October, ...   |
| 60530 | 6050-DD-EffectiveMonth-Prompt-OctFin | ... or October.    |
| 60531 | 6050-DD-EffectiveMonth-Prompt-NovMed | ... November, ...  |


|       |                                      |                   |
|-------|--------------------------------------|-------------------|
| 60532 | 6050-DD-EffectiveMonth-Prompt-NovFin | ... or November.  |
| 60533 | 6050-DD-EffectiveMonth-Prompt-DecMed | ... December, ... |
| 60534 | 6050-DD-EffectiveMonth-Prompt-DecFin | ... or December.  |

| <b>Option</b>  | <b>Vocabulary</b>  | <b>DTMF</b> | <b>Action</b>   | <b>Confirm.</b>     |
|--|--|-------------|---|---------------------|
| <b>Note: Constrain the grammar to the valid months plus ASAP and synonyms! See Note.</b> | —  | —           | <i>The caller will be reminded of the valid choices in the retry prompts.</i> | —                   |
| 6050-DD-EffectiveMonth-Option-ASAP   | as soon as possible<br>right now<br>immediately<br>today | 1           | use current month plus 1<br>play Success3 prompt<br>Go to: 6130-GetRouting-VM | <i>if necessary</i> |
| 6050-DD-EffectiveMonth-Option-Jan  | January  | —           | remember choice<br>Go to: 6130-GetRouting-VM                                  | <i>If necessary</i> |
| 6050-DD-EffectiveMonth-Option-Feb  | February   | —           | remember choice<br>Go to: 6130-GetRouting-VM                                  | <i>If necessary</i> |
| 6050-DD-EffectiveMonth-Option-Mar  | March  | —           | remember choice<br>Go to: 6130-GetRouting-VM                                  | <i>If necessary</i> |
| 6050-DD-EffectiveMonth-Option-Apr  | April  | —           | remember choice<br>Go to: 6130-GetRouting-VM                                  | <i>If necessary</i> |
| 6050-DD-EffectiveMonth-Option-May  | May  | —           | remember choice<br>Go to: 6130-GetRouting-VM                                  | <i>If necessary</i> |
| 6050-DD-EffectiveMonth-Option-Jun  | June   | —           | remember choice<br>Go to: 6130-GetRouting-VM                                  | <i>If necessary</i> |
| 6050-DD-EffectiveMonth-Option-Jul  | July   | —           | remember choice<br>Go to: 6130-GetRouting-VM                                  | <i>If necessary</i> |
| 6050-DD-EffectiveMonth-Option-Aug  | August   | —           | remember choice<br>Go to: 6130-GetRouting-VM                                  | <i>If necessary</i> |
| 6050-DD-EffectiveMonth-Option-Sep  | September  | —           | remember choice<br>Go to: 6130-GetRouting-VM                                  | <i>If necessary</i> |
| 6050-DD-EffectiveMonth-Option-Oct  | October  | —           | remember choice<br>Go to: 6130-GetRouting-VM                                  | <i>If necessary</i> |
| 6050-DD-EffectiveMonth-Option-Nov  | November   | —           | remember choice<br>Go to: 6130-GetRouting-VM                                  | <i>If necessary</i> |
| 6050-DD-EffectiveMonth-Option-Dec  | December   | —           | remember choice<br>Go to: 6130-GetRouting-VM                                  | <i>If necessary</i> |
|  | remove Agent synonyms from global grammar for this DM    |             |   |                     |

| <b>Confirmation prompts</b>                              |  |  |
|--|--|--|
| <b>Message Numbers</b>                                   | <b>Option / Name</b>                   | <b>Wording</b>   |
| 60535  | 6050-DD-EffectiveMonth-ConfPrompt-ASAP | [I think you said] as soon as possible. [Is that correct?] |
| 60536  | 6050-DD-EffectiveMonth-ConfPrompt-Jan  | [I think you said] January. [Is that correct?]             |
| 60537  | 6050-DD-EffectiveMonth-ConfPrompt-Feb  | [I think you said] February. [Is that correct?]            |
| 60538  | 6050-DD-EffectiveMonth-ConfPrompt-Mar  | [I think you said] March. [Is that correct?]               |
| 60539  | 6050-DD-EffectiveMonth-ConfPrompt-Apr  | [I think you said] April. [Is that correct?]               |
| 60540  | 6050-DD-EffectiveMonth-ConfPrompt-May  | [I think you said] May. [Is that correct?]                 |
| 60541  | 6050-DD-EffectiveMonth-ConfPrompt-Jun  | [I think you said] June. [Is that correct?]                |
| 60542  | 6050-DD-EffectiveMonth-ConfPrompt-Jul  | [I think you said] July. [Is that correct?]                |
| 60543  | 6050-DD-EffectiveMonth-ConfPrompt-Aug  | [I think you said] August. [Is that correct?]              |
| 60544  | 6050-DD-EffectiveMonth-ConfPrompt-Sep  | [I think you said] September. [Is that correct?]           |
| 60545  | 6050-DD-EffectiveMonth-ConfPrompt-Oct  | [I think you said] October. [Is that correct?]             |
| 60546  | 6050-DD-EffectiveMonth-ConfPrompt-Nov  | [I think you said] November. [Is that correct?]            |
| 60547  | 6050-DD-EffectiveMonth-ConfPrompt-Dec  | [I think you said] December. [Is that correct?]            |
| <b>DialogModule parameters</b>                           |  |  |
| <b>Parameter</b>   | <b>Value</b>                           |  |
| 6050-DD-EffectiveMonth-Parameter                         |  |  |
| after_end_of_speech_timeout                              | 1,000 ms                               |  |
| before_begin_of_speech_timeout                           | 7,000 ms                               |  |
| allowing_barge_in  | True                                   |  |
| <b>Event logging</b>                                     |  |  |
| Record = U-COAD-DM_6050-(Call Duration at start),T-COAD- | 0000 = Success                         | -Call duration at process end                              |
|  | 0001 = Error                           |  |
|  | 0002 = Max No Input                    |  |
|  | 0003 = Max No Match                    |  |
|  | 0200 = Caller Hang Up                  |  |
|  | 0303 = Max No Confirm                  |  |
|  | 0304 = Max Help                        |  |
|  | 0310 = Caller Requested Main Menu      |  |
| 0311 = Caller Requested Agent                            |  |  |


| Developer notes   |
|---|
| Code must calculate the two specific months based on current date and SSA business practices.   |
| The prompt MonthChoices is then the concatenation of the first month in medial inflection, and the second month in final inflection.  |
| If caller picks a valid month <i>without</i> confirmation, play the <b>success 1 and 2</b> sequence at the end. Always play the Success 3 prompt if caller says ASAP.   |
| “One Step Correction” strategy should be available to the Caller (e.g., “No, February”) – This means both the collection grammar and the confirmation grammar are active during the confirmation phase. (This can be done as a parallel grammar.)   |
| The grammar that should be <b>accepted</b> includes "as soon as possible" (ASAP) and its synonyms, the two specific months calculated above, the current month, and any additional months between the current month and the first of the calculated months. For example, if a call is received toward the end of September, the valid months are November and December, but the grammar should include September, October, November, December, and the ASAP synonyms, and September and October should be mapped the same as ASAP. The current month is not prompted, but it should be recognized and handled the same as ASAP. |
| Also, if possible, add to the above grammar optional prefixes: "it should be effective in" and "ahh".   |

### 6130-GetRouting-VM

| Custom Context DialogModule™  |  |  |                           |                     |
|--|--|--|---------------------------|---------------------|
| Ask the caller for the bank routing number.  |  |  |                           |                     |
| Entering from  |  |  |                           |                     |
| 6050-EffectiveMonth-VM   |  |  |                           |                     |
| Prompts  |  |  |                           |                     |
| Message Number   | Type / Name  | Wording  |                           |                     |
| 61301  | 6130-DD-GetRouting-Prompt-Initial                      | Please say the nine digit routing number for your NEW bank quickly like this: 1 2 3 – 4 5 6 – 7 8 9. Go ahead.   |                           |                     |
| 61302  | 6130-DD-GetRouting-Prompt-Retry1                       | ... or the number you gave me isn't a valid routing number. Please be sure you're giving me the ROUTING number for your NEW bank and not your ACCOUNT number. Please say the routing number quickly.   |                           |                     |
| 61303  | 6130-DD-GetRouting-Prompt-Retry2                       | ... or that's still not a valid routing number. If you aren't sure, say Question and I'll help you out. Otherwise, please say the nine-digit routing number or enter it on your keypad.  |                           |                     |
| 61304  | 6130-DD-GetRouting-Prompt-Timeout1                     | I'm sorry, I didn't hear anything. Please say the nine-digit bank routing number or enter it on your keypad.   |                           |                     |
| 61305  | 6130-DD-GetRouting-Prompt-Timeout2                     | I'm sorry, I still didn't hear anything. Please say the nine-digit bank routing number or enter it on your keypad.   |                           |                     |
| 61306  | 6130-DD-GetRouting-Prompt-Help                         | OK, here's a detail that may help. The bank routing number is exactly nine digits and is printed on the bottom of each check in between two marks that look like a vertical bar followed by a colon. It's usually the left-most number at the bottom of the check. So ... what's your bank routing number? |                           |                     |
| Option   | Vocabulary   | DTMF   | Action                    | Confirm.            |
| 6130-DD-GetRouting-Option-Digits   | <list of valid routing numbers>                        | —  | Go to: 6160-GetAccount-VM | <i>If necessary</i> |
|  | remove Agent synonyms from global grammar for this DM. |  |                           |                     |

| <b>Confirmation prompts</b>   |  |   |
|---|--|---|
| <b>Message Number</b>   | <b>Option / Name</b>                     | <b>Wording</b>  |
| 61307   | 6130-DD-GetRouting-ConfPrompt-Digits     | [I think you said] <routing number> [Is that correct?]<br>Note: Add 100 ms silence between each digits file (i.e. triplets) – This value may need to be revised at the next tuning phase. |
| <b>DialogModule parameters</b>  |  |   |
| <b>Parameter</b>  | <b>Value</b>                             |   |
| 6130-DD-GetRouting-Parameter  |  |   |
| termchar  | #  |   |
| entry_list  | <<not used>>                             |   |
| minimum_length  | 9  |   |
| maximum_length  | 9  |   |
| restrict_to_entries   | FALSE                                    |   |
| before_begin_of_speech_timeout  | 7,000 ms                                 |   |
| allowing_barge_in   | True                                     |   |
| incompletetimeout   | 2500 ← Note increased value. Check this! |   |
| Interdigittimeout   | default + 500 ms                         |   |
| low confidence rejection threshold  | .300                                     |   |
| high confidence threshold   | .900                                     |   |
| max speech duration   | 20,000 msec                              |   |
| <b>Event logging</b>  |  |   |
| Record = U-COAD-DM_6130-(Call Duration at start),T-COAD-  | 0000 = Success                           | -Call duration at process end   |
|   | 0001 = Error                             |   |
|   | 0002 = Max No Input                      |   |
|   | 0003 = Max No Match                      |   |
|   | 0200 = Caller Hang Up                    |   |
|   | 0303 = Max No Confirm                    |   |
|   | 0304 = Max Help                          |   |
|   | 0310 = Caller Requested Main Menu        |   |
|   | 0311 = Caller Requested Agent            |   |
| <b>Developer notes</b>  |  |   |
| <p>Note that because recognition is against a list of valid routing numbers, it is not possible for the caller to say and confirm a number that is not in the list. If the list continues to be unreliable, we may have to switch to pure digit recognition of 9-digit strings.</p> <p><b>Set Confidential Flag to TRUE</b></p> |  |   |

**6160-GetAccount-VM**

| <b>Digits DialogModule™</b>                 |                                      |   |                            |  |  |
|---|--------------------------------------|---|----------------------------|---|--|
| Ask the caller for the bank account number. |                                      |   |                            |   |  |
| <b>Entering from</b>                        |                                      |   |                            |   |  |
| 6130-GetRouting-VM                          |                                      |   |                            |   |  |
| <b>Prompts</b>                              |                                      |   |                            |   |  |
| Message Number                              | Type / Name                          | Wording   |                            |   |  |
| 61601                                       | 6160-DD-GetAccount-Prompt-Initial    | Now please enter your bank account number on the keypad followed by the pound key, or speak the account number clearly, one digit at a time.  |                            |   |  |
| 61602                                       | 6160-DD-GetAccount-Prompt-Retry1     | Please enter your account number on your keypad followed by the pound key, or say the number one digit at a time.   |                            |   |  |
| 61603                                       | 6160-DD-GetAccount-Prompt-Retry2     | Please enter your account number on your keypad followed by the pound key, or say the number one digit at a time.   |                            |   |  |
| 61604                                       | 6160-DD-GetAccount-Prompt-Timeout1   | I'm sorry, I didn't hear anything. Please enter your account number on your keypad followed by the pound key, or say the number one digit at a time.  |                            |   |  |
| 61605                                       | 6160-DD-GetAccount-Prompt-Timeout2   | I'm sorry, I still didn't hear anything. If you're uncertain, say Question or press star. If you need assistance, say Agent or press zero. [2 sec pause] Otherwise, please enter your account number on your keypad followed by the pound key, or say the number one digit at a time.                                 |                            |   |  |
| 61606                                       | 6160-DD-GetAccount-Prompt-Help1      | OK, here's a detail that may help. On the bottom of your check, your account number is some number of digits ending with a symbol that looks like two vertical bars followed by a square dot. Don't confuse your ACCOUNT number with your CHECK number that is both at the bottom and at the top right of your check. |                            |   |  |
| 1000  | silence_1000                         | [1 sec silence]   |                            |   |  |
|   | 6160-DD-GetAccount-Prompt-Help2      | < same as 6160-DD-GetAccount-Prompt-Initial>  |                            |   |  |
| Option                                      | Vocabulary                           | DTMF  | Action                     | Confirm.  |  |
| 6160-DD-GetAccount-Option-Digits            | <digits>                             | <...>   | Go to: 6170-SendingNow-Msg | Always  |  |
| <b>Confirmation prompts</b>                 |                                      |   |                            |   |  |
| Message Number                              | Option / Name                        | Wording   |                            |   |  |
|   | 6160-DD-GetAccount-ConfPrompt-Digits | Default confirmation, as handled by DialogModule™, using CPR for the digit string. The result is "I think you said N N ... N. Is that correct?"<br><br>Note: Add 100 ms silence between each digits file (i.e. single, pair and triplets) – This value may need to be revised at the next tuning phase.               |                            |   |  |
| <b>DialogModule parameters</b>              |                                      |   |                            |   |  |
| Parameter                                   | Value                                |   |                            |   |  |
| 6160-DD-GetAccount-Parameter                |                                      |   |                            |   |  |
| termchar                                    | #                                    |   |                            |   |  |
| entry_list                                  | <<not used>>                         |   |                            |   |  |
| minimum_length                              | 1                                    |   |                            |   |  |
| maximum_length                              | 17                                   |   |                            |   |  |
| restrict_to_entries                         | FALSE                                |   |                            |   |  |
| before_begin_of_speech_timeout              | 7,000 ms                             |   |                            |   |  |

|                            |   |
|----------------------------|---|
| allowing_barge_in          | True  |
| incompletetimeout          | 3000 ms ← Note increased incompletetimeout. |
| Swirec_max_speech_duration | 45000ms (default is 40000ms) CHECK THIS!    |

**Event logging**

|  |                                   |                               |
|--|-----------------------------------|-------------------------------|
| Record = U-COAD-DM_6160-(Call Duration at start),T-COAD- | 0000 = Success                    | -Call duration at process end |
|  | 0001 = Error                      |                               |
|  | 0002 = Max No Input               |                               |
|  | 0003 = Max No Match               |                               |
|  | 0200 = Caller Hang Up             |                               |
|  | 0303 = Max No Confirm             |                               |
|  | 0304 = Max Help                   |                               |
|  | 0310 = Caller Requested Main Menu |                               |
|  | 0311 = Caller Requested Agent     |                               |


**Developer notes**

**Set Confidential Flag to TRUE**


Note that confirmation is ALWAYS.

Avoid double parsing – remove duplicate grammars or duplicate vocabulary.

**6170-SendingNow-Msg**

|   |                            |   |
|---|----------------------------|---|
| <b>Play Prompt</b>  |                            |  |
| Tell caller to hold on while we send the numbers to the database. |                            |   |
| <b>Entering from</b>  |                            |   |
| 6160-GetAccount-VM  |                            |   |
| <b>Prompts</b>  |                            |   |
| <b>Message Number</b>   | <b>Name</b>                | <b>Wording</b>  |
| 61701   | 6170-DD-SendingNow-Prompt1 | Hold on while I send your information for processing. This may take a few seconds.    |
| <b>Req ID</b>   | <b>Condition</b>           | <b>Action</b>   |
| 6170-DD-SendingNow-Condition-Always                               | Always                     | Go to: 6200-SendDDinfo-DB   |
| <b>Event logging</b>  |                            |   |
|   |                            |   |
| <b>Developer notes</b>  |                            |   |
| No barge-in   |                            |   |


**6200-SendDDinfo-DB**

|   |   |
|---|---|
| <b>Database Query</b>   |  |
| Send the numbers collected to the database, and check the result. |   |




|                                      |                          |                         |
|--------------------------------------|--------------------------|-------------------------|
| <b>Entering from</b>                 |                          |                         |
| 6170-SendingNow-Msg                  |                          |                         |
| <b>Input Field</b>                   | <b>Description</b>       |                         |
| bank routing number                  |                          |                         |
| bank account number                  |                          |                         |
| <b>Output Field</b>                  | <b>Description</b>       |                         |
| success / failure status             |                          |                         |
|                                      |                          |                         |
| <b>Req ID</b>                        | <b>Condition</b>         | <b>Action</b>           |
| 6200-DD-SendDDInfo-Condition-Success | <i>IF send succeeded</i> | Go to: 6210-Success-Msg |
| 6200-DD-SendDDInfo-Condition-Failure | <i>Else</i>              | Go to: 6220-Failure-Msg |
| <b>Event logging</b>                 |                          |                         |
|                                      |                          |                         |
| <b>Developer notes</b>               |                          |                         |
|                                      |                          |                         |

## 6210-Success-Msg


|                                  |                         |   |   |
|----------------------------------|-------------------------|---|---|
|                                  |                         | <b>Play Prompt</b>  |  |
| Tell caller the send succeeded.  |                         |   |   |
| <b>Entering from</b>             |                         |   |   |
| 6200-SendDDInfo-DB               |                         |   |   |
| <b>Prompts</b>                   |                         |   |   |
| <b>Message Number</b>            | <b>Name</b>             | <b>Wording</b>  |   |
| 62101                            | 6210-DD-Success-Prompt1 | OK, your information has been sent for processing, which will take about three business days. |   |
| 1000                             | silence_1000            | [1 seconds silence]   |   |
| <b>Req ID</b>                    | <b>Condition</b>        | <b>Action</b>   |   |
| 6210-DD-Success-Condition-Always | <i>Always</i>           | set return code to SUCCESS<br>return to COA-DD Global UI (1450CallDD-Code)                    |   |
| <b>Event logging</b>             |                         |   |   |
|                                  |                         |   |   |
| <b>Developer notes</b>           |                         |   |   |
| No barge-in.                     |                         |   |   |

## 6220-Failure-Msg

|                                   |  |                    |   |
|-----------------------------------|--|--------------------|---|
|                                   |  | <b>Play Prompt</b> |  |
| Tell caller that the send failed. |  |                    |   |
| <b>Entering from</b>              |  |                    |   |
| 6200-SendDDInfo-DB                |  |                    |   |

| <b>Prompts</b>                   |                         |  |
|----------------------------------|-------------------------|--|
| <b>Message Number</b>            | <b>Name</b>             | <b>Wording</b>   |
| 62201                            | 6220-DD-Failure-Prompt1 | I'm sorry, for some reason I'm not able to send your request right now. You might want to try again later. |
| <b>Req ID</b>                    |                         | <b>Action</b>  |
| 6220-DD-Failure-Condition-ALways |                         | set return code to FAILURE<br>return to COA-DD Global UI (1450CallDD-Code)                                 |
| <b>Event logging</b>             |                         |  |
|                                  |                         |  |
| <b>Developer notes</b>           |                         |  |
| No barge-in                      |                         |  |

### 6300-DDDMfailure-Msg

|  |                             | <b>Play Prompt</b>  |
|--|-----------------------------|---|
| All DM failures due to max retries or max timeouts within the DD service should transfer here. |                             |  |
| <b>Entering from</b>   |                             |   |
| Any DM in the DD service.  |                             |   |
| <b>Prompts</b>   |                             |   |
| <b>Message Number</b>  | <b>Name</b>                 | <b>Wording</b>  |
| 59001  | 6300-DD-DDDMfailure-Prompt1 | I'm so sorry I'm not able to understand you.  |
| <b>Req ID</b>  |                             | <b>Action</b>   |
| 6300-DD-DDDMfailure-Condition-Always   |                             | set return code to FAILURE<br>return to COA-DD Global UI (1450CallDD-Code)          |
| <b>Event logging</b>   |                             |   |
|  |                             |   |
| <b>Developer notes</b>   |                             |   |
| No barge-in  |                             |   |

—End of Specification —