

Social Security Administration
User Interface Specification
Last Saved: April 28, 2010

2.6.16

Claim Status

SARA 2 OMB Attestation Change



Verizon Business Confidential & Proprietary.

This documentation is extremely sensitive; please limit distribution. No part of this document may be photocopied, disclosed, or otherwise provided to third parties without the consent of Verizon Business.

Document History

<i>Date</i>	<i>Ver- sion</i>	<i>Summary of Changes</i>	<i>Revised by</i>
9 Aug 2007	1.0	Initial version. Skeleton Spec: The tables are complete, but there is not yet text for retry, timeout, and help prompts.	Jenny DeGroot, Nuance
		Document history continues on next page	

This document is a User-Interface specification

The purpose of this document is to lay out the user-interface in all its detail. Readers of this document are assumed to also have read the requirements specification and to have an understanding of the purpose of the application.

Copyright © 2007 Nuance Communications, Inc., DialogModules™ is a trademark of Nuance Communications, Inc.

Nuance Communications, Inc. / 1 Wayside Road / Burlington MA 01803 / U.S.A.

<p>17 Aug 2007</p>	<p>1.1</p>	<p>All changes are highlighted yellow.</p> <p>Turned the Skeleton Spec into a Full Spec: Filled in retry, timeout, and help prompts.</p> <p>Made changes from Aug 13 review meeting and Aug 13-14 emails from SSA and Verizon:</p> <p>6102: Revised prompt wording.</p> <p>6105: Added Privacy/paperwork wording per A. Luster email forwarded by D. Synrod Aug 13. Edited attestation for brevity, as approved during Replacement 1099 review meeting Aug 13. Added dtmf-2 command for "no".</p> <p>6120, 6130: Added Developer Notes about parameter values that are shown here, stating that developer should validate these values against the parameters that are in currently deployed code.</p> <p>6140: Added new conditions and actions. (Results of Aug 16 meeting with L. Moore and email from C. Walton.)</p> <p>6150: Changed DM name, prompt wording. Added developer note. (Results of Aug 16 meeting with L. Moore and email from C. Walton.)</p> <p>6151, 6153, 6154: Created this new DM. (Results of Aug 16 meeting with L. Moore and email from C. Walton.)</p> <p>6152: Changed DM title to include "Auth". Changed prompt wording. Added developer note. (Results of Aug 16 meeting with L. Moore and email from C. Walton.)</p> <p>6160: Added confirmation prompt for "I don't have it."</p> <p>6170-CS-LookupConfNumber-DB:</p> <ul style="list-style-type: none"> • Added "SSN" as input field to database query. • Added additional conditions and actions. (Results of Aug 1 meeting with L. Moore and email from C. Walton.) • Removed <disclaimer_played> variables • Created <CanHearAgainMsg_played> variable. Set to 'no' if we find 1, 2, or 3 claims. • Removed conditional checks for <claimStatusN> being returned. We only check whether <claimTypeN> is returned. • Added notation "Unsuccessful return code" to the final "Else" condition. <p>6171, 6173, 6174: Created these new DMs. (Results of Aug 16 meeting with L. Moore and email from C. Walton.)</p> <p>6172: Removed "Hm" from prompt wording.</p> <p>6175-CS-ReadNextClaimYN-DM:</p> <ul style="list-style-type: none"> • Removed "else" from Retirement Benefits prompt condition. It should just start with "If." • Removed the statement "Increment <current_claim>" when we're already on the final claim in the list. • Added special treatment for 'Repeat' command. <p>6176: Created this new DM. (Results of Aug 16 meeting with L. Moore and email from C. Walton.)</p> <p>6180-CS-ReadStatus-Msg:</p> <ul style="list-style-type: none"> • Revised prompt wording and added CPR date readout for the following four conditions: <foreignBenefitsN>, <hearingRequestN>, <reconRequestN>, <fedRevReqN>, per email from H. Kim (SSA) titled "Action items for the TKCS/TK99 UI documents," dated Aug 14. Closed the open questions 	<p>Jenny DeGroot, Nuance</p>
--------------------	------------	--	----------------------------------

		<p>associated with these four prompts.</p> <ul style="list-style-type: none"> Moved prompts 26-29 (<foreignBenefitsN>, <hearingRequestN>, <reconRequestN>, <fedRevReqN>) to precede prompt 25, per H. Kim email. Changed the numbering of prompts 25-29 accordingly. Prompt 25 is now named 29. Added wording to the conditions for playing Prompt 5 and Prompt 29, based on H. Kim email. New wording: "...are filled with a valid entry (i.e., not null AND not 00000000)." In the conditions for playing Prompt 5 and Prompt 29: Added <foreignBenefitsN>, <hearingRequestN>, <reconRequestN>, and <fedRevReqN> to the list of fields, per H. Kim email. Changed wording of prompt 6180-CS-ReadStatus-Prompt-Initial-29 to say "send or bring" Added Open Question to prompt Initial-29: SSA to advise whether to say "We will return any documents that you send us." Added new prompt at top of table, to be played if <CanHearAgainMsg_played> = 'no'. Set this variable to 'yes' in the Action section of the DM. <p>6190: Added developer note about special "Repeat" behavior.</p>	
20 Aug 2007	1.2	<p>Made updates based on SSA emails of Aug 17, 2007, highlighted green.</p> <p>6102: Changed prompt wording. New wording is "...available yet..." instead of "available in this system yet."</p> <p>6108: Changed the word "bring" to "take" in prompt 6180-CS-ReadStatus-Prompt-Initial-29.</p> <p>6140: In "success" condition, added "<statusCode> = 0000"</p>	J. DeGroot
23 Aug 2007	1.3	<p>Updates based on client comments -- updates highlighted in blue.</p> <ul style="list-style-type: none"> 6170: Added IF success (ie "<statusCode> = 0000") to OneClaim, TwoClaims and ThreeClaims conditions 6170: Removed ZeroClaims condition 6170: Removed NoMatch condition 6177: Removed table 6170: Removed AcctBlocked condition 6180: In Initial-29 prompt, retained "We will return any documents that you send us." 	Daniel Engelberg
28 Aug 2007	1.4	<p>Removed struck-through text and struck-through tables carried over from previous versions. Removed highlighting carried over from previous versions.</p> <p>No changes to content of document.</p>	Daniel Engelberg
30 Aug 2007	1.5	<p>Internal Nuance release. Changes based on client comments. Changes highlighted in blue.</p> <p>6105: Added pronunciation note for OMB number.</p>	Jenny DeGroot
31 Aug 2007	1.6	<p>Changes highlighted in green.</p> <ul style="list-style-type: none"> 6120: Added DTMF option in Timeout2 and Help prompt. 6130: Added DTMF option in all prompts 6190: Corrected typo in prompt name -- 6190-CS-MultiClaimEnd-Condition-Retry2 6190: Completed the Help prompt. (No references to "previous claim" and "next claim" because we don't know which applies.) <p>Made the following changes to remove "Subroutine" notation. Changes highlighted in pink:</p> <ul style="list-style-type: none"> 6105: If Yes, go to 6120 instead of 6110. 	D. Engelberg J. DeGroot

		<ul style="list-style-type: none"> 6110-CS-CallAuthSubroutine-BC: Removed this DM. 6120: Entering from 6105 instead of 6110. 6145: Removed the "return code". Go to 6160 instead of 6110. 6150: Removed the "return code". Go to 6210 instead of 6110. 6151: Removed the "return code". Go to 6210 instead of 6110. 6152: Removed the "return code". Go to 6210 instead of 6110. 6153: Removed the "return code". Go to 6210 instead of 6110. 6154: Removed the "return code". Go to 6210 instead of 6110. 6155-CS-AuthResult-BC: Deleted this DM. 6160: Entering from 6145 instead of 6155. 6210: Entering from 6150, 6151, 6152, 6153, 6154. Removed "entering from 6155". 	
5 Sep 2007	1.6.1	Changes based on SSA comments. Changes highlighted in green: 6170: In developer's note, changed Data Exchange document to reference v1.2 instead of v1.1. Added note that the DED is subject to change in the future, but that this spec references v1.2	J. DeGroot
5 Sep 2007	1.6.2	Changes based on email from K. Harrigan, 5 Sep 2007. Changes highlighted in green: 6120-CS-GetSSN-DM: <ul style="list-style-type: none"> SSN Option now has Requirement ID 6120-CS-GetSSN-Option-SSN instead of 5020-KBA-GetSSNumber-Option-SSN. Parameter now has Requirement ID 6120-CS-GetSSN-Parameter instead of 5020-KBA-GetSSNumber-Parameter. 6175-CS-ReadNextClaimYN-DM: <ul style="list-style-type: none"> Help Prompt now has Requirement ID 6175-CS-ReadNextClaimYN-Prompt-Help 	J. DeGroot
12 Sep 2007	1.6.3	Removed Global Defaults from retry 1 and 2 prompts	Sean Stallings/VZB
19 Sep 2007	1.6.4	Added Message Numbers	Sean Stallings/VZB
27 Sep 2007	1.6.5	Changed 6210 to 6211 Changed 6220 to 6121	Sean Stallings/VZB
28 Sep, 2007	1.6.6	Added changes as recommended by Nuance Changes highlighted in yellow. S. Stallings' updates are still shown with changes tracked. All other previous changes have been accepted and previous highlighting removed. Added new section, Developer Notes, in Chapter 1, for clarification purposes. 6103, 6105: Now goes to the new module, 6110-CS-Ping-DB instead of 6120. 6110-CS-Ping-DB: New DM added. 6111-CS-PingUnavailableMM-DM: New DM added. 6110, 6115: Added "entering from" new module 6110. 6151-CS-AuthSystemProblems-Msg: Added "entering from" 6110-CS-Ping-DB 6153-CS-AuthSystemUnavailable-Msg: Added "entering from" 6110-CS-Ping-DB	Sean Stallings/VZB
11 Oct, 2007	1.6.7	Corrections of typos and cut&paste errors pointed out by SSA. Notes from Deborah Ellis /	Peter Modesto / Nuance

		<p>Module 6175 After Initial-25 (page 34) the prompt is titled Initial-16 and there is already a prompt titled Initial 16. Should this be Initial 26 instead?</p> <p>6175 There are two each of Retry 1 & Retry 2 conditions listed yet the last two prompt names are Timeout1 & Timeout2. Should the condition for the last two be listed as conditions Timeout1 & Timeout2?</p> <p>6180 & 6190 According to 6190-CS-MultiClaimEnd-Condition-Repeat2 a caller can enter this module from 6180 and will be returned to 6180 if requesting the claim to be repeated. If this is truly the case neither 6180 nor 6190 list the other within the "Entering from" section.</p> <p>6182 Condition-No - the vocabulary states "yes and synonyms, including "no I wouldn't" & "no thanks". Should this read "no and synonyms" instead of yes?</p> <p>6211 Currently grayed out so perhaps this is in the process of being updated. It seems this module can be entered from the following modules but not all are listed: 6150, 6151, 6152, 6153, 6154, 6171, 6173, 6174, and 6176.</p>	
23 Oct 2007	1.6.8	Changed 6130 to 6125	Sean Stallings VZB
25 Oct 2007	1.6.9	Added message 81218 to DM 6174	Sean Stallings VZB
26 Oct 2007	1.7	Changed wording of attestation prompt, message 85002 in 6105-CS-Attestation-DM	Sean Stallings VZB
Nov 14 2007	1.71	Updated DM 6120, added new messages 82145, 82146, 82147 Updated prompting for DM 6160's Confirmation process	Sean Stallings VZB
Nov 19 2007	1.72	Changed prompt names in DM 6125 to reflect change from DM 6130 to DM 6125	Sean Stallings VZB
Nov 27 2007	1.73	Removed DM 6176 Updated stale hyperlink in DM 6170 Removed 'help' prompts from DM 6185 and DM 6190 Added module notes disabling 'the 'help' global for DM 6185 and DM 6190	Sean Stallings VZB Jenny DeGroot Nuance
Nov 28, 2007	1.74	Updated DM 6125; removed help prompt, moved module note regarding globals from the 'options' section to the 'module notes' section. Updated DM 6105, changed Success Prompt 1 to read "Thanks" Updated DM 6120, removed msg 70002, replaced it with msg 85146.	Sean Stallings VZB
Nov 29,2007	1.75	Updated DM 6125, changed success prompt 1 to play "Thanks" DM 6120 Removed developer note disabling dtmf in confirmation	Sean Stallings VZB
Nov 30, 2007	1.76	Updated, DM 6221, removed hyperlink for DM 6176 Updated DM 6120, added dtmf 1 for yes, dtmf 2 for no for confirmation	Sean Stallings VZB
Dec 3,	1.77	Updated DM 6180, added 6190 to "entering from" field	Sean Stallings

2007			VZB
Dec 3, 2007	1.78	Updated DM 6213-replaced msg. 85136 with msg. 82129 Updated DM 6216-replaced msg. 85137 with msg. 82130 Updated DM 6223-replaced msg. 85138 with msg. 12021 Updated DM 6226-replaced msg. 85139 with msg. 12401	Sean Stallings VZB
Jan 4, 2008	1.79	DM 6226-Corrected typo, message 120401 changed to 12041.	Sean Stallings VZB
Jan 4, 2008	1.8	Updated DM 6200. Per Bill Barnes, callers now route to DM 6213. Removed DM 6206	Sean Stallings VZB
Jan 10, 2008	1.81	Rolled back the changes implemented in 1.8 DM 6226- correct typo, message 12041 has been changed to 12401.	Sean Stallings VZB
Jan 11, 2008	1.82	Updated DM6125, changed name of confirmation prompts to conform with new numbering of the UI from 6130 to 6125	Sean Stallings VZB
Mar 3, 2008	1.83	Updated DM 6120; Clarified barge-in handling, added privacy direction to module notes. Updated DM 6125, added privacy direction to module notes. Added Privacy statement to Chapter 2 Global Behavior and General Info Added module 6103 Added module 6115 Added module 6122	Sean Stallings VZB
Mar 4, 2008	1.84	Updated 6102, 6103,6105 added "no barge in" to module notes	Jenny DeGroot Nuance
Mar 10, 2008	1.85	Updated DM 6115 and DM 6122; Corrected reporting information for "if else" conditions.	Sean Stallings VZB
Mar 12, 2008	1.86	Pause removed from message 85002 in DM 6105	Sean Stallings VZB
April 4, 2008	1.87	Clarified wording for conditions for 6103	Sean Stallings VZB
April 11, 2008	1.88	In order to assure that re-use items are properly reported, in Check Null Condition, if TVDC items to collect = 0, the call must then route to the next Check Condition Module.	Sean Stallings VZB
April 17, 2008	1.89	Updated Module 6105, removed 3 second pause from message 85003, broke message 85002 into two messages, 85002 and 85009. Disabled barge-in for initial prompt, enabled for all other prompts. Updated Module 6120, removed developer note stating that speech and dtmf were disabled for this module. Updated Module 6173, removed 4 second pause played after the message.	Sean Stallings VZB
April 21, 2008	1.90	Corrected reporting strings for Modules 6115, 6122 Updated DM6105 to add the [3 second pause] back into Retry 1 to mirror ClaimStatus Updated [1 sec silence] message numbers to be 1000, instead of 10000	Sean Stallings VZB Becky Stallings, VzB
May 6, 2008	1.91	Updated Module 6103, added conditional logic. If attestation flag is set to 1, callers should not route to 6105. Added entry to 'go to' field, callers exiting this module should have the attestation flag should be set to 1. Replaced message 85009 with 85003, since these messages had duplicate wording.	Sean Stallings VZB

May 23, 2008	1.92	Removed the barge-in settings for the Success prompts for DM6105. The recognizer is no longer listening for a response, so barge-in is not applicable at this point. Highlighted Barge-in changes in pink.	Becky Stallings, VzB
September 04, 2008	2.0	BBN Findings Effort <ol style="list-style-type: none"> 1) Updated module 6105, updated retry 2, message 85004 2) Updated module 6175, updated retry 2, messages 85058 and 85059 3) Updated module 6185, updated retry 2 message 85104 4) Highlighted all BBN Findings changes in Green 	Sean Stallings VZB
September 25, 2008	2.1	Added Verizon Business proprietary statement to title page and all page footers.	Sean Stallings VZB
October 13, 2008	2.2	Updated input parameters for modules 6110, 6140, 6170. Agent Transfer: Agent Transfer is actually being done in main menu. UI has been updated to correctly document this. <ol style="list-style-type: none"> 1) Updated module 6200, now shows that callers route back to Main Menu for Max Timeout/Retries and Agent Transfer. 2) Removed modules 6203, 6206, 6221, 6223, 6226. These modules are duplicates of what is already documented in Main Menu. 3) Updated module, 6154, this module now routes to module 6200 on the Max Timeout/ Retries condition. 4) Updated module 6160, 6185, 6190, these modules now route to module 6200 on the Agent Request condition. 	Sean Stallings VZB
October 20, 2008	2.2	Updated DM 6140 for HC 4.0. Removed AppID host command per 'As Built' configuration. Updated DM 6200, Agent Transfer, to reflect transfer to N8NN Main Menu DM 1201.	Kim Rothlis VzB
December 3, 2008	2.3	Updated module 6200, 'Agent Request' condition now routes to N8NN Main Menu, module 1220 NeedsAgentCheckAvailable. Updated module 6211, added additional clarification to module explanation. Note now states that callers will also come to 6211 for Agent assistance. Updated 'entering from' field, added module 6154. Updated module 6154, now shows as routing to module 6211	Sean Stallings VZB
January 27, 2009	2.4	Updated Header	Sean Stallings VZB
February 5, 2009	2.5	Implemented changes as recommended for Tuning 1. DM 6102: Converted from a PlayPrompt to a DM so that we can warn caller they need Claim Confirmation Number and ask if they have it on hand. Allow callers responding positively to proceed, terminate call for those without a Confirmation Number. DM 6182: remove distinction on 'repeat' between multi-claim and single-claim lists. DM 6185: add 'repeat' logic to the single-claim-end logic chain. Changes are in blue.	Peter Modesto Nuance
February 6, 2009	2.6	Removed all highlights from previous efforts. DM 6185: Changed 'main menu' DTMF option to '9'. Updated message 85106 to reflect this.	Sean Stallings VZB
Feb 10, 2009	2.6.1	DM 6102: <ul style="list-style-type: none"> • modify yes/no to 'I have it' / 'I do not have it' to enhance prompt clarity. • Make return to main menu an explicit option Changes are in green.	Peter Modesto Nuance

February 20, 2009	2.6.2	Updated module 6102, added message numbers for all new prompts.	Sean Stallings VZB
February 24, 2009	2.6.3	Updated module 6102, corrected message numbers for new prompts. Set barge-in to 'yes' for timeout 2 and retry 2 prompts. Corrected message 85001, removed extraneous 'with'. Updated module 6103, removed TVDC Flag = 1 condition, since this flag is not being used. Updated 'if attestation flag =1' condition, now routes to module 6110. Updated 6110, 'entering from' field now shows entering from 6103. Updated 6115, 'entering from' field no longer shows entering from 6103.	Sean Stallings VZB
February 26, 2009	2.6.4	Updated module 6185, added message number 85133 to confirmation prompt.	Sean Stallings VZB
March 12, 2009	2.6.5	Added reporting tags to all modules. Updated module 6185, corrected typo in message 85104. Added 'Repeat That' to vocabulary for 'Repeat' option—this resolves ticket 593896.	Sean Stallings VZB
March 19, 2009	2.6.6	Updated module 6125, corrected wording for message 85011, added missing 'and' back to the beginning of the message—this resolves ticket 602923. Updated module 6180, updated action for REQID 6180-CS-ReadStatus-Condition-Always, removed direction to play success prompt —This resolves ticket 602938. Removed audio directions for messages 85088 and 85089.	Sean Stallings VZB
March 20, 2009	2.6.7	Updated module 6102, corrected typo in REQID's.	Sean Stallings VZB
March 25, 2009	2.6.8	Updated module 6102, corrected naming error in REQID's.	Sean Stallings VZB
March 31, 2009	2.6.9	Updated module 6102, changed reporting tag to reflect code.	Kim Rothlis VzB
April 17, 2009	2.6.10	Updated module 6102, updated reporting tag, now shows 'DM' instead of 'Msg'.	Sean Stallings VZB
April 28, 2009	2.6.11	Updated section 2.1 Timeouts and Retries. Added prompting for timeout global default. Updated module 6160, added global default tag to timeout 1 and timeout 2.	Sean Stallings VZB
May 26, 2009	2.6.12	Corrected all reporting tags. Removed all highlights/struck through text for previous releases. Updated module 6102, 'entering from' now correctly shows N8NN module 6000 instead of 1100. Updated module 6122, corrected broken hyperlink to module 6135. Updated module 6125, corrected broken hyperlink to module 6135. Updated module 6135, corrected broken hyperlink to module 6125. Updated module 6153, removed duplicate hyperlinks for module 6211. Updated module 6171, removed duplicate hyperlinks for module 6211. Updated module 6173, removed duplicate hyperlinks for module 6211. Updated module 6174, removed duplicate hyperlinks for module 6211. Updated module 6200, agent request now routes to module 1201.	Sean Stallings VZB
June 29, 2009	2.6.13	Tuning 2 changes: *6102-CS-Preamble-DM: - Added "do not have it" as a synonym for "no". *6160-CS-GetConfNumber-DM: - Added developer notes to indicate that params should be changed as follows: <var name="property_collection_completetimeout" expr="2200ms"/> <var name="property_interdigittimeout" expr="2200ms"/>	Ilana Rozanes Nuance

		*6185-CS-OneClaimEnd-DM: - Changed Retry2 prompt so that it is the same as Timeout2 prompt	
July 8, 2009	2.6.14	Updated the cover page to include the name of the effort (SARA 2 Tuning 2). Updated DM 6185 to include in track changes, previous version of wording for message #85104.	Kim Rothlis VzB
August 11, 2009	2.6.15	Misc: -Updated wording in DM 6102, msg# 85153 to reflect audio recording (SSA to Social Security Administration). -Fixed various broken links. -Added missing links: DM 6153, Entering From section, missing link to DM 6110 DM 6180, Entering From section, missing link to DM 6185	Kim Rothlis VzB
April 28, 2010	2.6.16	SARA 2 OMB Attestation Revision: Revised attestation wording in DM 6105, msg# 85002 per Change Control requirements.	Kim Rothlis, VzB

Table of Contents

Chapter 1:	Introduction.....	12
	Developer Notes.....	12
Chapter 2:	Global Behavior and General Info.....	13
	2.1 Time-outs and Retries.....	13
	2.2 System Timeout.....	13
	2.3 Privacy.....	14
	2.4 Global Commands and Global Prompts.....	14
Chapter 3:	Detailed Dialog Specification.....	15
	3.1 Call-Flow Tables.....	15
	6102-CS-Preamble-DM.....	15
	6103 Check Null Condition.....	17
	6105-CS-Attestation-DM.....	17
	6110-CS-Ping-DB.....	18
	6111-CS-PingUnavailableMM-DM.....	19
	CS-Authentication.....	20
	6115 Social Security Check Condition.....	20
	6120-CS-GetSSN-DM.....	20
	6122 Get DoB Check Condition.....	23
	6125-CS-GetDOB-DM.....	23
	6135-CS-DBWait-Msg.....	25
	6140-CS-Authenticate-DB.....	25
	6145-CS-AuthSuccess-Msg.....	27
	6150-CS-AuthCannotMatch-Msg.....	27
	6151-CS-AuthSystemProblems-Msg.....	28
	6152-CS-AuthAcctBlocked-Msg.....	29
	6153-CS-AuthSystemUnavailable-Msg.....	30
	6154-CS-AuthCannotProcess-Msg.....	30
	6160-CS-GetConfNumber-DM.....	32
	6170-CS-LookupConfNumber-DB.....	34
	6171-CS-ClaimSystemProblems-Msg.....	38
	6173-CS-ClaimSystemUnavailable-Msg.....	39
	6174-CS-ClaimCannotProcess-Msg.....	40
	6175-CS-ReadNextClaimYN-DM.....	41
	6180-CS-ReadStatus-Msg.....	46
	6182-CS-RepeatStatusYN-DM.....	51
	6185-CS-OneClaimEnd-DM.....	52
	6190-CS-MultiClaimEnd-DM.....	54
	6200-GiveUpSendSomewhere-BC.....	58
	6211-ForcedTransfer-BC.....	59
	6213-ForcedTransferToAgent-Msg.....	60
	6216-ForcedTransferNoAgents-Msg.....	60

Chapter 1: Introduction

This document is one part of a set of documents that describe the user interface for the Social Security Administration (SSA) N8NN SARA 2 application. This document describes only the interaction for checking Claim Status. The call flow has passed through Call Steering (in the N8NN application) before getting to this section.

Developer Notes

The following notes apply throughout this document.

1. For all recognition modules in this spec, the return string for coding is the string that follows the last dash in the Option or Requirement ID name, excluding any trailing digits.

For example (from DM 6190):

Option or Req ID (shown in the DM tables in this spec)	Return string (specified in the grammar)
6190-CS-MultiClaimEnd-Condition-Repeat1	Repeat
6190-CS-MultiClaimEnd-Condition-Repeat2	Repeat
6190-CS-MultiClaimEnd-Condition-Next1	Next
6190-CS-MultiClaimEnd-Condition-Next2	Next
6190-CS-MultiClaimEnd-Condition-Previous1	Previous
6190-CS-MultiClaimEnd-Condition-Previous2	Previous
6190-CS-MultiClaimEnd-Condition-Other	Other

2. For each DM that contains a Help prompt in this spec, the grammar will provide a “help” return string. When **help** is returned, the app should play the DM-specific Help prompt and wait for a response.

Speech Science note: For the “Help” option, the grammar should include the phrase “more information.” The grammar should not include the word “help” itself because it can often be a false attractor.

Chapter 2: Global Behavior and General Info

2.1 Time-outs and Retries

Retry prompts are specified in the DialogModule tables, and they are preceded by the appropriate apology prompt.

Message Number 110	retry 1	upon rejection of speech	apology_re1	I'm sorry, I didn't understand you.
Message Number 111		upon confirmation	apology_re1 –	My mistake.
Message Number 112	retry 2	upon rejection of speech	apology_re2	I'm sorry, I still didn't understand you.
Message Number 113		upon confirmation	apology_re2 –	My mistake again.
Message Number 132	Timeout 1	upon no input	apology_re1	I'm sorry, I didn't hear anything.
Message Number 111		upon confirmation	apology_re1 –	My mistake.
Message Number 133	Timeout 2	upon no input	apology_re2	I'm sorry, I still didn't hear anything.
Message Number 113		upon confirmation	apology_re2 –	My mistake again.
	excess retries		[...]	<timeout / retry prompt(s) specified in DialogModule table>

Note that Timeout prefixes for the *collection* phase (rejection of speech) are included as part of the Timeout prompts in each DM, whereas Timeout prefixes for the *confirmation* phase are usually not specified in the DM tables.

When a caller reaches Max Timeout or Max Retry, the callflow should go to 6200-GiveUpSendSomewhere-BC

2.2 System Timeout

In addition to the regular timeouts, there is also a global *System Timeout*, set to a specific number of minutes. The prompting and logic for this condition is specified in the N8NN user interface specification.

2.3 Privacy

The following information is considered confidential; SSN, Date of Birth. The confidential flag should be set to true for all dialog modules collecting this information from the caller.


2.4 Global Commands and Global Prompts

Global prompts, grammar, and logic are specified in the N8NN user interface specification.

Chapter 3: Detailed Dialog Specification

3.1 Call-Flow Tables

6102-CS-Preamble-DM

Custom Context DialogModule™ 					
Caller requested Claim Status at the Speak Freely main menu.					
Entering from					
6000-ClaimStatusOptions-DM in the N8NN UI spec.					
Prompts	Message Number	Type / Name	Condition	Wording	Barge-in
	85001	6102-CS-Preamble-Prompt-Initial-1	always	<p>Okay, claim status. By the way, if you filed your claim just a few days ago, it might not be available yet, and you might want to wait a few days and call back. If you filed your claim more than 5 days ago, we can go ahead and check the status.</p> <p>Before we begin, let's make certain you have all the information you'll need to find your claim status.</p> <p>Claims are identified by an 8-digit Confirmation Number. If you submitted your claim at a Social Security office, the confirmation number is printed on your application. If you submitted your claim online, the website would have displayed your confirmation number for you.</p>	No
	85147	6102-CS-Preamble-Prompt-Initial-2	always	If you have your confirmation number on hand now, say 'I have it'. If you don't have your confirmation number, you can say 'no' or 'I do NOT have it' or just hang up and call us back once you've located it. If you've come to the wrong place, you can say 'main menu' to do something else.	Yes
	85148	6102-CS-Preamble-Prompt-Retry-1	always	[Global Default] Please say 'I have it' or press 1 if you have your claim confirmation number. Otherwise, say 'I do not have it' or press 2 if you do not know your confirmation number. If you'd like to return to the main menu say 'Main menu' or press 9.	Yes
	85149	6102-CS-Preamble-Prompt-Retry-2	always	[Global Default]] Please press 1 on your telephone keypad if you have your claim confirmation number. Otherwise, say 'no' or press 2 if you do not know your confirmation number. You can also press 9 to return to the main menu.	Yes
	85150	6102-CS-Preamble-Prompt-Timeout-1	always	<p>Sorry, I didn't hear anything.</p> <p>Please say 'I have it' or press 1 if you have your claim confirmation number. Otherwise, say 'I do not have it' or press 2 if you do not know your confirmation number. If you'd like to return to the main menu say 'Main menu' or press 9.</p>	Yes

85151	6102-CS-Preamble-Prompt-Timeout-2	always	I'm sorry, but I still didn't hear anything. Please press 1 on your telephone keypad if you have your claim confirmation number. Otherwise, press 2 if you do not know your confirmation number. You can also press 9 to return to the main menu.	Yes
85152	6102-CS-Preamble-Prompt-Help	always	A claim for benefits from the social security administration can be submitted in person or online. If you submitted your claim at a Social Security office, the confirmation number is printed on your application. If you submitted your claim online, the website would have displayed your confirmation number for you. If you have your confirmation number on hand now, say 'I have it', or press 1. If you don't have your confirmation number, you can say 'I do NOT have it', press 2 or just hang up and call us back once you've located it. You can also press 9 to return to the main menu.	Yes
121	6102-CS-Preamble-Prompt-SuccessYes	If 'I have it	Okay.	Yes
85153	6102-CS-Preamble-Prompt-SuccessNo	If 'I do NOT have it'	Thank you for calling the Social Security Administration. Please call back once you have located your claim Confirmation Number.	Yes

Option	Vocabulary	DTMF	Action	Confirm.
6102-CS- Preamble-Option-Yes	[Yes] I have it	1	Play appropriate success prompt Go to 6103 Check Null Condition	Never
6102-CS- Preamble-Option-No	[No] I do NOT have it Do not have it	2	Play appropriate success prompt Terminate call	Never

DialogModule parameters	
Parameter	Value

Reporting				
Record = U-	RECL	-DM_6102-(Call Duration at start),T-RECL-	0000 = Success 0001 = Error 0002 = Max No Input 0003 = Max No Match 0200 = Caller Hang Up	-Call duration at process end

Speech Science Notes

No Barge-in.

Main menu and all other global commands are in effect here.

The reporting tag for this DM reflects a non-standard naming convention for a DM. It continues to reflect the module in its original state as a message. This configuration does not impact how the module is reported.

6103 Check Null Condition



Entering from	
6102-CS-Preamble-Msg	
Condition	Action
If TVDC items else and Attestation Flag =0	Go to: 6105-CS-Attestation-DM
If TVDC items else and Attestation Flag =1	Go to: 6110-CS-Ping-DB
V-RECL-ATT_1-(duration),T-RECL-0000-(duration)	

6105-CS-Attestation-DM

Custom Context DialogModule™				
All callers must answer this before getting Claim Status.				
Entering from				
6103 Check Null Condition				
Prompts Message Number	Type / Name	Condition	Wording	Barge-in
85002	6105-CS-Attestation-Prompt-Initial-1		Social Security is allowed to collect this information under the Social Security Act. This information collection meets the requirements of the Paperwork Reduction Act under O.M.B. number zero, nine, six, zero, zero, seven, six, three. We estimate that it will take about 2 minutes to listen to the instructions, gather the facts, and answer the questions. Please note that any person who makes a false representation in an effort to alter or obtain information from the Social Security Administration may be punished by a fine or imprisonment, or both.	No
85003	6105-CS-Attestation-Prompt-Initial-2		If you are the individual to whom the claim status information applies, say yes or press 1. If you do *not* wish to continue, please say 'no' or simply hang up.	Yes
85003	6105-CS-Attestation-Prompt-Retry1		[Global Default] If you are the individual to whom the claim status information applies, say yes or press 1. If you do *not* wish to continue, please say 'no' or simply hang up.	Yes
85004	6105-CS-Attestation-Prompt-Retry2		[Global Default] Any person who makes a false representation in an effort to alter or obtain information from the Social Security Administration may be punished by a fine or imprisonment, or both. If you are the individual to whom the claim status information applies, press one, If you do *not* wish to continue, please press two, or simply hang up.	Yes
85005	6105-CS-Attestation-Prompt-Timeout1		Sorry, I didn't hear anything. If you are the individual to whom the claim status information applies, please say 'yes' or press 1. Otherwise say 'no' or press 2 - - or you can simply hang up.	Yes

85006	6105-CS-Attestation-Prompt-Timeout2		I'm sorry, but I still didn't hear anything. Any person who makes a false representation in an effort to alter or obtain information from the Social Security Administration may be punished by a fine or imprisonment, or both. If you are the individual to whom the claim status information applies, please say 'yes' or press 1. Otherwise say 'no' or press 2 -- or you can simply hang up.	Yes
85007	6105-CS-Attestation-Prompt-Help		Before we can continue, I need to know that you understand and agree with the following warning. Any person who makes a false representation in an effort to alter or obtain information from the Social Security Administration may be punished by a fine or imprisonment, or both. If you are the individual to whom the claim status information applies, please say 'yes' or press 1. Otherwise say 'no' or press 2 -- or just hang up.	Yes
00122	6105-CS-Attestation-Prompt-Success-1	If "yes"	Thanks.	N/A
85145	6105-CS-Attestation-Prompt-Success-2	If "no"	Thank you for calling Social Security. Goodbye.	N/A


Option	Vocabulary	DTMF	Action	Confirm.
6105-CS-Attestation-Option-Yes	yes, yes I am	1	Play appropriate success prompt Set Attestation Flag to 1 Go to 6110-CS-Ping-DB	Never
6105-CS-Attestation-Option-No	no, no I'm not	2	Play appropriate success prompt Terminate call	Never

DialogModule parameters	
Parameter	Value

Reporting				
Record = U-	RECL	-DM_6105-(Call Duration at start),T-RECL-	0000 = Success 0001 = Error 0002 = Max No Input 0003 = Max No Match 0200 = Caller Hang Up	-Call duration at process end


Speech Science Notes
Set a low probability for "no" to avoid false acceptances. Most callers will say "yes".

6110-CS-Ping-DB

Database Query	
Ping the system to ensure the back end is available and ready to take requests. The Conditions and Actions in this module are from SSA email from L. Moore dated 9/19.	

Entering from									
6103 Check Null Condition, 6105-CS-Attestation-DM									
Input Field	Value	Description/ Length							
sid	SSATKCSHC, SSATKCSDEV, SSATKCSVAL, SSATKCSINT1, SSATKCSINT2	service id							
func	PING	function code							
requestId	numeric	10							
Output Field	Description								
verification status	success or failure								
Req ID	Condition	Action							
6110-CS-Ping-Condition-Success	<i>If success (i.e., <statusCode> = 0000)</i>	Go to: 6115 Social Security Check Condition							
6110-CS-Ping-Condition-SysProblems	<i>Else if <statusCode> = 0151 or 7777</i>	Go to: 6111-CS-PingUnavailableMM-DM							
6110-CS-Ping-Condition-SysUnavailable	<i>Else if <statusCode> = 0152</i>	Go to: 6153-CS-AuthSystemUnavailable-Msg							
6110-CS-Ping-Condition-OtherIssue	<i>Else if <statusCode> = 9999 or Other</i>	Go to: 6151-CS-AuthSystemProblems-Msg							
Reporting									
Record = D-	RECL	-HDB_6110-(Call Duration at start),T-RECL-	<table border="1"> <tr> <td>0000 = Success</td> <td rowspan="5">-Call duration at process end</td> </tr> <tr> <td>0001 = System Error</td> </tr> <tr> <td>0408 = Resource Not Available</td> </tr> <tr> <td>0503 = Not Valid Data</td> </tr> <tr> <td>0004 = Caller Hang Up</td> </tr> </table>	0000 = Success	-Call duration at process end	0001 = System Error	0408 = Resource Not Available	0503 = Not Valid Data	0004 = Caller Hang Up
0000 = Success	-Call duration at process end								
0001 = System Error									
0408 = Resource Not Available									
0503 = Not Valid Data									
0004 = Caller Hang Up									
Developer Notes									


6111-CS-PingUnavailableMM-DM

CustomContext DialogModule™				
This DM is used for certain conditions returned in 6110-CS-Ping-DB. The caller does not reach an agent; they can either request the Main Menu or hang up.				
Entering from				
6110-CS-Ping-DB				
Prompts				
Msg. Number	Type / Name	Wording		
85140	6111-CS-PingUnavailableMM-Initial-1	Due to system problems, we are unable to process your request at this time. If you'd like to return to the main menu, say "main menu" or press 9. Or, if you'd like to end this call, feel free to hang up.		
Req ID	Vocabulary	DTMF	Action	Confirm.
6111-CS-PingUnavailableMM-Condition-MM	"Main Menu"	9	Go to Main Menu in N8NN	<i>never</i>

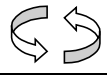
6111-CS-PingUnavailableMM-Condition-Retry	--	--	Upon first retry or timeout, play the Initial-1 prompt again. Upon second retry or timeout, disconnect call.	<i>never</i>
DialogModule parameters				
Parameter			Value	
Reporting				
Record = U-	RECL	-HDB_6111-(Call Duration at start),T-RECL-	0000 = Success 0001 = Error 0002 = Max No Input 0003 = Max No Match 0200 = Caller Hang Up	-Call duration at process end
Developer Notes				

CS-Authentication

6115 Social Security Check Condition

		
Entering from		
6110-CS-Ping-DB		
Condition	Action	
If SSN = null	Go to: 6120-CS-GetSSN-DM	
If SSN else	Report V Transaction per module note, Go to: 6122 Get DoB Check Condition	
Module Notes		
V-RECL-SSN_1-(duration),T-RECL-0000-(duration)		

6120-CS-GetSSN-DM

		Social Security DialogModule™	
Get the caller's Social Security Number			
Entering from			
6115 Social Security Check Condition			
Prompts			
Msg. Number	Name/Type	Wording	
85146	6120-CS-GetSSN-Prompt-Initial-1	Now, Please say your Social Security number like this: 1 2 3 – 4 5 – 6 7 8 9, or enter it on your keypad.	
82145	6120-CS-GetSSN-Prompt-Retry1	[Global Default] Please say your nine digit social security number quickly like this: 1 2 3 – 4 5 – 6 7 8 9, or enter it on your keypad.	

50203	6120-CS-GetSSN-Prompt-Retry2	[Global Default] Try entering it on the telephone keypad.
50204	6120-CS-GetSSN-Prompt-Timeout1	Sorry, I didn't hear anything. Please enter or say your nine digit social security number now.
82146	6120-CS-GetSSN-Prompt-Timeout2	I'm sorry, but I still didn't hear anything. Try saying your social security number one digit at a time. It works best if you speak at a normal pace. For example: 1 2 3 – 4 5 – 6 7 8 9. Or you can enter it using your telephone keypad.
82147	6120-CS-GetSSN-Prompt-Help	You can tell me your nine digit social security number by simply saying it one digit at a time. For example: 1 2 3 – 4 5 – 6 7 8 9. It works best if you don't use double digit numbers like sixty-seven or eighty-nine. You can also enter it using your telephone keypad. Please say or enter your Social Security Number now.

Option	Vocabulary	DTMF	Action	Confirm.
6120-CS-GetSSN-Option-SSN	<SSN> Allow prefix phrases: [ok alright] [it is [my] social security number is]	<SSN>	<no action here – confirm it>	Always

Confirmation prompts			
Message Number	Name	Wording	Result
85017	6120-CS-GetSSN-ConfPrompt-SSN1	That was:	<i>That was 123-45-6789, correct?</i>
	<SS_Num>	CPR	1 2 3 – 4 5 – 6 7 8 9
00119	6120-CS-GetSSN-ConfPrompt-SSN2	...is that correct?	
82148	6120-CS-GetSSN-ConfPrompt-SSN3	Okay, now I think I've got it right. Your social security number is:	<i>Okay, now I think I've got it right. Your social security number is: 123-45-6789. Is that right?</i>
	<SS_Num>	CPR	1 2 3 – 4 5 – 6 7 8 9
50209	6120-CS-GetSSN-ConfPrompt-SSN4	Is that right?	<i>This is important, so I want to make sure I have it right. Your social security number is: 1 2 3 – 4 5 – 6 7 8 9. Is that right?</i>
00118 00119	6120-CS-GetSSN-ConfPrompt-SSNretry	I think you said <SSN>. Is that correct?	
00118 00119	6120-CS-GetSSN-ConfPrompt-SSNtimeout	I think you said <SSN>. Is that correct?	

Confirmation Option	Vocabulary	DTMF	Action	Confirm.
6120-CS-GetSSN-ConfOption-Yes	"Yes [it is]" "[Yes] that's right" "Right" "[That's] correct"	1	Go to: 6122 Get DoB Check Condition	Never
6120-CS-GetSSN-ConfOption-No	"No [it isn't]" "[No] that's not right"	2	Re-enter Dialog Module per default behavior	Never

DialogModule parameters	
Parameter	Value
6120-CS-GetSSN-Parameter	
after_end_of_speech_timeout (incompletetimeout)	2500 msec

before_begin_of_speech_timeout	7,000 ms
allowing_barge_in	True
max_speech_duration	20,000 msec
Interdigittimeout	5500 msec
low confidence threshold	.100

Reporting

Record = U-	RECL	-DM_6120-(Call Duration at start),T-RECL-	0000 = Success	-Call duration at process end
			0001 = Error	
			0002 = Max No Input	
			0003 = Max No Match	
			0200 = Caller Hang Up	

Developer Notes

The parameter values above are taken from 5020-GetSSNumber-SSN in the KBA spec. These are the latest ones we have on record. Please validate these against the ones that you have in the deployed code.


(The following notes are based on 5020-GetSSNumber-SSN in KBA spec)

- Area, group or serial number containing only zeros are invalid
- Dashes and “hyphens” should be ignored when uttered by the caller, but these utterances may be discarded by the recognizer itself
- DTMF and speech expect 9 digits. It may be possible to speak more than 9 digits, but only nine digits will be recognized

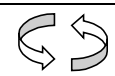
Note: Point to non-standard grammar that includes Natural Numbers

Set Confidential Flag to TRUE

6122 Get DoB Check Condition

		
Entering from		
6115 Social Security Check Condition, 6120-CS-GetSSN-DM		
Condition		Action
If DoB = null		Go to: 6125-CS-GetDOB-DM
If DoB else		Report V Transaction per module note, Go to: 6135-CS-DBWait-Msg
Module Notes		
V-RECL-DoB_1-(duration),T- RECL-0000-(duration)		

6125-CS-GetDOB-DM

		Date DialogModule™		
(Based on 5130-GetDOB-Date in KBA spec)				
Get the caller's Date Of Birth				
Entering from				
6122 Get DoB Check Condition				
Prompts				
Message Number	Name	Wording		
85011	6125-CS-GetDOB-Prompt-Initial-1	And what's your date of birth, for example, "June 10th, 1940."		
85012	6125-CS-GetDOB-Prompt-Retry1	[Global Default] Try saying the month followed by the date and then the year you were born, for example May fifth, 1937. Or you can enter it on your telephone keypad using 2 digits for the month, 2 digits for the day, and four digits for the year.		
85013	6125-CS-GetDOB-Prompt-Retry2	[Global Default] Just say the month followed by the date and then the year you were born. For example July fourth, 1976. Or you can enter it on your telephone keypad using 2 digits for the month, 2 digits for the day, and four digits for the year.		
85014	6125-CS-GetDOB-Prompt-Timeout1	Sorry, I didn't hear you. Please tell me your birth date.. For example, you could say May fifth, 1937. Or you can enter it on your telephone keypad using 2 digits for the month, 2 digits for the day, and four digits for the year.		
85015	6125-CS-GetDOB-Prompt-Timeout2	I'm sorry, but I'm still having trouble hearing you. I need the month, day and year for your birthday, for example July fourth, 1976. Or you can enter it on your telephone keypad using 2 digits for the month, 2 digits for the day, and four digits for the year.		
00122	6125-CS-GetDOB-Prompt-Success-1	Thanks		
Option	Vocabulary	DTMF	Action	Confirm.
6125-CS-GetDOB-Option-Date	<date>	<...>	Go to: 6135-CS-DBWait-Msg	Always

Confirmation prompts			
Message Number	Name	Wording	Result
51308	6125-CS-GetDOB-ConfPrompt-Date1	Okay, so that's:	
	<Date>	CPR	January 12 th 1931
50209	6125-CS-GetDOB-ConfPrompt-Date2	Is that right?	Okay, so that's: <January 12 th , 1931>. Is that right?
51310	6125-CS-GetDOB-ConfPrompt-DateRetry	Sorry. I didn't catch that. Please say "YES" if I have the right date.	Sorry. I didn't catch that. Please say "YES" if I have the right date.
51311	6125-CS-GetDOB-ConfPrompt-DateTimeout	I wasn't sure if you said anything. Please say "YES" if I have the right date.	I wasn't sure if you said anything. Please say "YES" if I have the right date.


Confirmation Option	Vocabulary	DTMF	Action	Confirm.
6125-CS-GetDOB-ConfOption-Yes	"Yes [it is]" "[Yes] that's right" "Right" "[That's] correct"	1	Play appropriate success prompt. Go to: 6135-CS-DBWait-Msg	Never
6125-CS-GetDOB-ConfOption-No	"No [it isn't]" "[No] that's not right"	2	Re-enter Dialog Module per default behavior	Never

DialogModule parameters	
Parameter	Value
date_reference_date	System date
date_range_allowed_earliest	1 January 1900
date_range_allowed_latest	Today
date_range_expected_earliest	Today – 75 years
date_range_expected_latest	Today – 25 years
date_disambiguation_mode	ASSUME_NOTHING
after_end_of_speech_timeout (incomplete timeout)	1500 msec
max speech duration	16,000 msec
before_begin_of_speech_timeout	7,000 msec
allowing_barge_in	True


Reporting				
Record = U-	RECL	-DM_6125-(Call Duration at start),T-RECL-	0000 = Success	-Call duration at process end
			0001 = Error	
			0002 = Max No Input	
			0003 = Max No Match	
			0200 = Caller Hang Up	

Developer notes
<p>The parameter values above are taken from 5130-GetDOB-Date in the KBA spec. These are the latest ones we have on record. Please validate these against the ones that you have in the deployed code.</p> <p>Remove all global grammars for this DM.</p> <p>(The following notes are based on 5130-GetDOB-Date in KBA spec)</p> <p>Although the application does not explicitly guide callers to use DTMF for the Date of Birth entry, it is enabled.</p> <p>Date entry should be in the form of MM/DD/YY to be accepted.</p> <p>Trim the grammar so that the day of the week is not allowed.</p> <p>For CPR of date playback, insert 250 msec silence between month and day, and 500 msec silence between day and year</p> <p>Set Confidential Flag to TRUE</p>

6135-CS-DBWait-Msg


Play Prompt		
(Based on 5220-CheckingNow-Msg in KBA spec)		
Tell the caller there may be a short delay while we check the information they gave us.		
Entering from		
6125-CS-GetDOB-DM , 6122 Get DoB Check Condition		
Prompts		
<i>Msg. Number</i>	<i>Name</i>	<i>Wording</i>
52201	6135-CS-DBWait-Prompt-1	Hold on while I check our database. It may take a few seconds.
<i>Req ID</i>	<i>Condition</i>	<i>Action</i>
6135-CS-DBWait-Condition-Always	Always	Go to: 6140-CS-Authenticate-DB
Reporting		
Record = U-	RECL	-Msg_6135-(Call Duration at start),T-RECL-
		0000 = Success
		0001 = Error
		0200 = Caller Hang Up
		-Call duration at process end
Developer notes		
<p>No barge-in</p> <p>set test data to V-COAD-SSN_1-(duration), T-COAD-0000-(duration)</p>		

6140-CS-Authenticate-DB


Database Query	
(Based on 5230-QueryKB-DB in KBA spec)	
Check the Knowledge Base database.	
	
Entering from	
6135-CS-DBWait-Msg	
<i>Input Field</i>	<i>Value</i>
sid	SSATKCSHC, SSATKCSDEV, SSATKCSVAL, SSATKCSINT1, SSATKCSINT2
<i>Description/Length</i>	
service id	

func	AUTH	function code
requestId	numeric	10
ssn	numeric	9
dobMonth	01 -12	2
dobDay	01-31	2
dobYear	CCYY	4
ani	numeric	10
Output Field		Description
verification status	success or failure	
Req ID		
Condition		
Action		
6140-CS-Authenticate-Condition-Success	IF success (i.e., <statusCode> = 0000)	Go to: 6145-CS-AuthSuccess-Msg
6140-CS-Authenticate-Condition-SysProblems	Else if <statusCode> = 0151 or 7777	Go to: 6151-CS-AuthSystemProblems-Msg
6140-CS-Authenticate-Condition-SysUnavailable	Else if <statusCode> = 0152	Go to: 6153-CS-AuthSystemUnavailable-Msg
6140-CS-Authenticate-Condition-AcctBlocked	Else if <statusCode> = 0508	Go to: 6152-CS-AuthAcctBlocked-Msg
6140-CS-Authenticate-Condition-NoMatch	Else if <statusCode> = 0108	Go to: 6150-CS-AuthCannotMatch-Msg
6140-CS-Authenticate-Condition-OtherIssue	Else if <statusCode> = 9999 or Other	Go to: 6154-CS-AuthCannotProcess-Msg
Reporting		
Record = D-	RECL	-HDB_6140-(Call Duration at start),T-RECL-
		0000 = Success
		0001 = System Error
		0408 = Resource Not Available
		0503 = Not Valid Data
		0004 = Caller Hang Up
		-Call duration at process end
Developer Notes		


6145-CS-AuthSuccess-Msg

Play Prompt							
(Based on 5250-SaySuccess-Msg in KBA spec) Tell caller they've been verified.							
Entering from							
6140-CS-Authenticate-DB							
Prompts							
Msg. Number	Name	Wording					
52501	6145-CS-AuthSuccess-Prompt-1	OK, everything checks out.					
Req ID	Condition	Action					
6145-CS-AuthSuccess-Condition-Always	Always	Go to: 6160-CS-GetConfNumber-DM					
Reporting							
Record = U-	RECL	-Msg_6145-(Call Duration at start),T-RECL-	<table border="1"> <tr> <td>0000 = Success</td> <td rowspan="3" style="text-align: center;">-Call duration at process end</td> </tr> <tr> <td>0001 = Error</td> </tr> <tr> <td>0200 = Caller Hang Up</td> </tr> </table>	0000 = Success	-Call duration at process end	0001 = Error	0200 = Caller Hang Up
0000 = Success	-Call duration at process end						
0001 = Error							
0200 = Caller Hang Up							
Developer notes							
No barge-in							


6150-CS-AuthCannotMatch-Msg

Play Prompt							
(Based on 5260-SayFailure-Msg in KBA spec) <statusCode> = 0108 during Authentication.							
Entering from							
6140-CS-Authenticate-DB							
Prompts							
Msg. Number	Name	Wording					
85018	6150-CS-AuthCannotMatch-Prompt-1	Sorry, we cannot match the information that you provided.					
Req ID	Condition	Action					
6150-CS-AuthCannotMatch-Condition-Always	Always	Go to: 6211-ForcedTransfer-BC					
Reporting							
Record = U-	RECL	-Msg_6150-(Call Duration at start),T-RECL-	<table border="1"> <tr> <td>0000 = Success</td> <td rowspan="3" style="text-align: center;">-Call duration at process end</td> </tr> <tr> <td>0001 = Error</td> </tr> <tr> <td>0200 = Caller Hang Up</td> </tr> </table>	0000 = Success	-Call duration at process end	0001 = Error	0200 = Caller Hang Up
0000 = Success	-Call duration at process end						
0001 = Error							
0200 = Caller Hang Up							
Developer notes							
<p>No barge-in</p> <p>This prompt is based on Message 9052 in email from C. Walton, August 16, 2007. Per C. Walton's instructions, the prompt wording that describes the system problem has been kept the same, while the end-of-prompt navigation instructions have been edited to fit this application</p>							


6151-CS-AuthSystemProblems-Msg

		Play Prompt					
Return code 0151 or 7777 during Authentication or other codes in Ping.							
Entering from							
6110-CS-Ping-DB, 6140-CS-Authenticate-DB							
Prompts							
Message Number	Type / Name	Wording					
85019	6151-CS-AuthSystemProblems-Prompt-1	Due to system problems, we are unable to process your request at this time.					
Req ID		Action					
6151-CS-AuthSystemProblems-Condition-Always		Always	Go to: 6211-ForcedTransfer-BC				
Reporting							
Record = U-	RECL	-Msg_6151-(Call Duration at start),T-RECL-	<table border="1"> <tr> <td>0000 = Success</td> <td rowspan="3">-Call duration at process end</td> </tr> <tr> <td>0001 = Error</td> </tr> <tr> <td>0200 = Caller Hang Up</td> </tr> </table>	0000 = Success	-Call duration at process end	0001 = Error	0200 = Caller Hang Up
0000 = Success	-Call duration at process end						
0001 = Error							
0200 = Caller Hang Up							
Developer notes							
<p>No barge-in</p> <p>This prompt is the same as Message 9054 in email from C. Walton, August 16, 2007. Per C. Walton's instructions, the prompt wording that describes the system problem has been kept the same, while the end-of-prompt navigation instructions have been edited to fit this application</p>							


6152-CS-AuthAcctBlocked-Msg

Play Prompt		
(Based on 5270-AccountBlocked-Msg in KBA spec) Return Code 0508 during authentication		
Entering from		
6140-CS-Authenticate-DB		
Prompts		
Message Number	Name	Wording
85020	6152-CS-AuthAcctBlocked-Prompt-1	If the information you gave us is correct, we're sorry but this service is not available to you. If the information you gave is correct and you are currently receiving benefits, online and telephone access to your account may be blocked.
Req ID		Condition
6152-CS-AuthAcctBlocked-Condition-Always		Always
		Action
		Go to: 6211-ForcedTransfer-BC
Reporting		
Record = U-	RECL	-Msg_6152-(Call Duration at start),T-RECL-
		0000 = Success
		0001 = Error
		0200 = Caller Hang Up
		-Call duration at process end
Developer notes		
No barge-in		
This prompt is based on Message 9019 in email from C. Walton, August 16, 2007. Per C. Walton's instructions, the prompt wording that describes the system problem has been kept the same, while the end-of-prompt navigation instructions have been edited to fit this application.		

6153-CS-AuthSystemUnavailable-Msg

			Play Prompt	
Return code 0152 during Authentication				
Entering from				
6140-CS-Authenticate-DB, 6110-CS-Ping-DB				
Prompts				
Message Number	Type / Name	Wording		
85021	6153-CS-AuthSystemUnavailable-Prompt-1	I'm sorry, but the system is unavailable at this time.		
Req ID		Action		
6153-CS-AuthSystemUnavailable-Condition-Always		Always	Go to: 6211-ForcedTransfer-BC	
Reporting				
Record = U-	RECL	-Msg_6153-(Call Duration at start),T-RECL-	0000 = Success 0001 = Error 0200 = Caller Hang Up	-Call duration at process end
Developer notes				
No barge-in				
This prompt is based on Message 9051 in email from C. Walton, August 16, 2007. Per C. Walton's instructions, the prompt wording that describes the system problem has been kept the same, while the end-of-prompt navigation instructions have been edited to fit this application				

6154-CS-AuthCannotProcess-Msg


			Play Prompt	
<statusCode> = 9999 or Other during Authentication. This state tells the caller we cannot process their request.				
Entering from				
6140-CS-Authenticate-DB				
Prompts				
Message Numbers	Type / Name	Wording		
85022	6154-CS-AuthCannotProcess-Prompt-1	We're sorry, we are unable to process your request.		
Req ID		Action		
6154-CS-AuthCannotProcess-Condition-Always		Always	Go to: 6211-ForcedTransfer-BC	
Reporting				
Record = U-	RECL	-Msg_6154-(Call Duration at start),T-RECL-	0000 = Success 0001 = Error 0200 = Caller Hang Up	-Call duration at process end

Developer notes

No barge-in


This prompt is based on Message 9008 in email from C. Walton, August 16, 2007. Per C. Walton's instructions, the prompt wording that describes the system problem has been kept the same, while the end-of-prompt navigation instructions have been edited to fit this application

6160-CS-GetConfNumber-DM

Digits DialogModule™					
This module asks for the caller's confirmation number					
Entering from					
6145-CS-AuthSuccess-Msg					
Prompts					
Message Number	Type / Name	Wording			
85023	6160-CS-GetConfNumber-Prompt-Initial-1	Now, let's look up your claim.			
250		250 ms. silence			
85024	6160-CS-GetConfNumber-Prompt-Initial-2	When you first submitted your claim, you should have received an 8-digit confirmation number. Please say or enter your confirmation number, or say "I don't have it."			
85025	6160-CS-GetConfNumber-Prompt-Retry1	[Global Default] Please say or enter the 8-digit confirmation number for the claim you submitted, or say "I don't have it".			
85026	6160-CS-GetConfNumber-Prompt-Retry2	[Global Default] If you submitted your claim at a Social Security office, the confirmation number is printed on your application. If you submitted your claim online, the website would have displayed your confirmation number for you. So, go ahead and say or enter your 8-digit confirmation number, or say "I don't have it".			
85027	6160-CS-GetConfNumber-Prompt-Timeout1	[Global Default] Please say or enter the 8-digit confirmation number for the claim you submitted, or say "I don't have it".			
85028	6160-CS-GetConfNumber-Prompt-Timeout2	[Global Default] If you submitted your claim at a Social Security office, the confirmation number is printed on your application. If you submitted your claim online, the website would have displayed your confirmation number for you. So, go ahead and say or enter your 8-digit confirmation number, or say "I don't have it"..			
85029	6160-CS-GetConfNumber-Prompt-Help	If you submitted your claim at a Social Security office, the confirmation number is printed on your application. If you submitted your claim online, the website would have displayed your confirmation number for you. If you don't have the number handy, it's ok to hang up now, and then call back later when you have the number with you. If you don't have a confirmation number at all, just say, "I don't have it." Otherwise, go ahead and say or enter your 8-digit confirmation number now.			
85030	6160-CS-GetConfNumber-Prompt-Success-1	Play this prompt after caller confirms "yes"	Good, let me check on that claim -- just a moment.		
Option	Vocabulary	DTMF	Action	Confirm.	
6160-CS-GetConfNumber-Option-ConfNum	Any 8-digit string Allow prefix phrases including these and others as needed: [yes ok alright] [it is confirmation number]	<8 digits >	<no action here – confirm it>	Always	
6160-CS-GetConfNumber-Option-DontHave	I don't have it I didn't get one and variations as needed	--	Go to: 6200-GiveUpSendSomewhere-BC , condition Agent Request.	If necessary	

Confirmation prompts					
Message Number	Name	Wording	Result		
82024	6160-CS-GetConfNumber-ConfPrompt-ConfNum1	I heard:	I heard: <conf_number>. is that right?		
	<conf_number>	CPR	1 2 3 4 - 5 6 7 8		
50209	6160-CS-GetConfNumber-ConfPrompt-ConfNum2	Is that right?			
85031	6160-CS-GetConfNumber-ConfPrompt-DontHave	You don't have your confirmation number, is that right?			
Confirmation Option		Vocabulary	DTMF	Action	Confirm.
6160-CS-GetConfNumber-ConfOption-Yes		"Yes [it is]" "Yes] that's right" "Right" "[That's] correct"	1	Play appropriate Success prompt above. Go to: 6170-CS-LookupConfNumber-DB	Never
6160-CS-GetConfNumber-ConfOption-No		"No [it isn't]" "No it's not" "[No] that's not right"	2	Re-enter Dialog Module per default behavior	Never
DialogModule parameters					
Parameter			Value		
Reporting					
Record = U-	RECL	-DM_6160-(Call Duration at start),T-RECL-	0000 = Success	-Call duration at process end	
			0001 = Error		
			0002 = Max No Input		
			0003 = Max No Match		
			0200 = Caller Hang Up		
Developer Notes					
As of v.2.6.13 (Tuning 2), modified params as follows:					
<code><var name="property_collection_completetimeout"</code>			<code>expr=" ' 2200ms' " /></code>		
<code><var name="property_interdigittimeout"</code>			<code>expr=" ' 2200ms' " /></code>		

6170-CS-LookupConfNumber-DB

Database Query			
This is a database query to retrieve the claim(s) associated with the caller's confirmation number. There can be up to 3 associated claims found, but it is most common to have just one.			
Entering from			
6160-CS-GetConfNumber-DM			
Input Field	Value	Description/Length	
sid	SSATKCSHC, SSATKCSDEV, SSATKCSVAL, SSATKCSINT1, SSATKCSINT2	service id	
func	INFO	function code	
requestId	numeric	10	
confNumber	numeric	8	
ani	numeric	10	
jsessionId	alphanumeric string	100	
pd-h-session-id	alphanumeric string	100	
pd_stateful	alphanumeric string	100	
pd-id	alphanumeric string	4000	
Output Field	Description (From SSA Data Exchange Document -- See Developer Notes)		
<claimType1>	Required	2 characters	10 (Retirement Benefits) 11 (Hospital Insurance Only) 20 (Disability Benefits) 31 (Widow's or Widower's Insurance Benefits) 32 (Mother's or Father's Benefits) 33 (Child's Insurance Benefits – Survivor) 34 (Parent's Benefits) 36 (Widow's or Widower's Insurance Benefits) 41 (Wife's or Husband's Insurance Benefits) 42 (Spouse With Child in Care Benefits) 43 (Child's Insurance Benefits – Life) 46 (Wife's or Husband's Insurance Benefits) 47 (Widow's or Widower's Insurance Benefit) 48 (Childhood Disability Benefits) 49 (Student Benefits) 50 (Hospital Insurance) 60 (Lump Sum Death Payments) 70 (Benefits at Age 72 for Uninsured Individuals) 80 (Health Insurance Benefits Under Medicare for Individuals with Chronic Renal Disease)
<claimStatus1>	Required	1 character	A (Adjudicated) P (Pending)
<pendingIssues1>	Optional	1 character	Y (if issues pending other than <toDDS1>, <reconDecReq1>, <fedRevDec1>, or <inOHA1>)
<toDDS1>	Optional	8 characters	MMDDYYYY The Disability Determination Service in your state is processing the medical portion of your claim.
<reconDecReq1>	Optional	8 characters	MMDDYYYY As of today's date, a decision has not been made on your reconsideration request.
<fedRevDec1>	Optional	8 characters	MMDDYYYY As of today's date, a decision has not been made on your request for Federal Reviewing Official Review.
<inOHA1>	Optional	8 characters	MMDDYYYY

			As of today's date, the Office of Disability Adjudication and Review has not made a decision on your appeal request.
<age1>	Optional	8 characters	MMDDYYYY Proof of age pending.
<ammendedApp1> <i>(Keep this spelling?? This spelling is from the SSA Data Exchange Document v1.2, section 5.7.2)</i>	Optional	8 characters	MMDDYYYY Amended application pending.
<citizen1>	Optional	8 characters	MMDDYYYY Proof of citizenship pending.
<nhNameChange1>	Optional	8 characters	MMDDYYYY Proof of number holder name change pending.
<claimantNameChange1>	Optional	8 characters	MMDDYYYY Proof of claimant name change pending.
<earnings1>	Optional	8 characters	MMDDYYYY Proof of earnings pending.
<lawfulPresence1>	Optional	8 characters	MMDDYYYY Proof of lawful presence pending.
<marriage1>	Optional	8 characters	MMDDYYYY Proof of marriage pending.
<military1>	Optional	8 characters	MMDDYYYY Proof of military service pending.
<specialWage1>	Optional	8 characters	MMDDYYYY Proof of special wages pending.
<death1>	Optional	8 characters	MMDDYYYY Proof of death pending.
<relationship1>	Optional	8 characters	MMDDYYYY Proof of relationship pending.
<support1>	Optional	8 characters	MMDDYYYY Proof that you provided at least one-half support to your parents pending.
<endStageRenal1>	Optional	8 characters	MMDDYYYY Proof of End Stage Renal Disease pending.
<schoolAttend1>	Optional	8 characters	MMDDYYYY Proof of full-time school attendance pending.
<attorneyRep1>	Optional	8 characters	MMDDYYYY Proof of attorney representation pending.
<foreignBenefits1>	Optional	8 characters	MMDDYYYY Application for benefits under a U.S. International Social Security agreement pending.
<hearingRequest1>	Optional	8 characters	MMDDYYYY Request for hearing pending.
<reconRequest1>	Optional	8 characters	MMDDYYYY Request for reconsideration pending.
<cause1>	Optional	8 characters	MMDDYYYY Proof of good cause for filing late appeal request pending.
<medicalRecon1>	Optional	8 characters	MMDDYYYY Medical information for your reconsideration request (Form SSA-3441) pending.
<medicalHearing1>	Optional	8 characters	MMDDYYYY Medical information for your hearing request (Form SSA-

			3441) pending.
<fedRevReq1>	Optional	8 characters	MMDDYYYY Request for Federal Reviewing Official Review pending.
<claimType2>	Optional	See Developer Notes below for notes on remaining fields	

Req ID	Condition	Action
6170-CS-LookupConfNumber-Condition-OneClaim	<p>IF success (ie "<statusCode> = 0000")</p> <p>AND</p> <p>If claim status for exactly 1 claim is returned</p> <p><i>I.e., <claimType1> is returned.</i></p> <p>AND</p> <p><claimType2> and <claimType3> are NOT returned)</p>	<p>Set <CanHearAgainMsg_played> = 'no'</p> <p>Set <num_claims> = 1</p> <p>Set <current_claim> = 1</p> <p>(The above are dialog variables, which will be used for callflow logic.)</p> <p>Go to: 6180-CS-ReadStatus-Msg</p>
6170-CS-LookupConfNumber-Condition-TwoClaims	<p>Else if success (ie "<statusCode> = 0000")</p> <p>AND</p> <p>Claim status for 2 claims is returned</p> <p><i>I.e., <claimType1> is returned</i></p> <p>AND</p> <p><claimType2> is returned</p> <p>AND <claimType3> is NOT returned</p>	<p>Set <CanHearAgainMsg_played> = 'no'</p> <p>Set <num_claims> = 2</p> <p>Set <current_claim> = 1</p> <p>(The above are dialog variables, which will be used for callflow logic.)</p> <p>Go to: 6175-CS-ReadNextClaimYN-DM</p>
6170-CS-LookupConfNumber-Condition-ThreeClaims	<p>Else if success (ie "<statusCode> = 0000")</p> <p>AND</p> <p>Claim status for 3 claims is returned</p> <p><i>I.e., <claimType1> is returned</i></p> <p>AND</p> <p><claimType2> is returned</p> <p>AND</p> <p><claimType3> is returned</p>	<p>Set <CanHearAgainMsg_played> = 'no'</p> <p>Set <num_claims> = 3</p> <p>Set <current_claim> = 1</p> <p>(The above are dialog variables, which will be used for callflow logic.)</p> <p>Go to: 6175-CS-ReadNextClaimYN-DM</p>
6170-CS-LookupConfNumber-Condition-SysProblems	Else if <statusCode> = 0151 or 7777	Go to: 6171-CS-ClaimSystemProblems-Msg
6170-CS-LookupConfNumber-Condition-SysUnavailable	Else if <statusCode> = 0152	Go to: 6173-CS-ClaimSystemUnavailable-Msg
6170-CS-LookupConfNumber-Condition-OtherIssue	Else if <statusCode> = 9999 or Other	Go to: 6174-CS-ClaimCannotProcess-Msg

Reporting				
Record = D-	RECL	-HDB_6170-(Call Duration at start),T-RECL-	0000 = Success	-Call duration at process end
			0001 = System Error	

			0408 = Resource Not Available	
			0503 = Not Valid Data	
			0004 = Caller Hang Up	

Developer Notes

The output fields are from the TKCS_Data_Exchange_Protocol.doc, v1.2, section 5.7.2, provided by SSA. The Data Exchange document (DED) is subject to future change by SSA; however, the information in this UI spec is based on v1.2 of the DED.


The "Output Fields" listed above all have names ending in "1". These all refer to the first or only claim retrieved for this confirmation number.

If 2 claims are returned for this confirmation number, there will also be output fields named <claimType2>, <claimStatus2>, etc. -- the same long list of fields that were returned for Claim 1.


If 3 claims are returned, there will also be output fields named <claimType3>, <claimStatus3>, etc. -- the same long list of fields.

The values in the table above will be used for reading out claim types, status, and dates in DMs 6175 and 6180.


6171-CS-ClaimSystemProblems-Msg

		Play Prompt					
Return code 0151 or 7777 when looking up confirmation number.							
Entering from							
6170-CS-LookupConfNumber-DB							
Prompts							
Message Number	Type / Name	Wording					
82121	6171-CS-ClaimSystemProblems-Prompt-1	Due to system problems, we are unable to process your request at this time.					
Req ID		Action					
6171-CS-ClaimSystemProblems-Condition-Always		Always	Go to: 6211-ForcedTransfer-BC				
Reporting							
Record = U-	RECL	-Msg_6171-(Call Duration at start),T-RECL-	<table border="1"> <tr> <td>0000 = Success</td> <td rowspan="3">-Call duration at process end</td> </tr> <tr> <td>0001 = Error</td> </tr> <tr> <td>0200 = Caller Hang Up</td> </tr> </table>	0000 = Success	-Call duration at process end	0001 = Error	0200 = Caller Hang Up
0000 = Success	-Call duration at process end						
0001 = Error							
0200 = Caller Hang Up							
Developer notes							
<p>No barge-in</p> <p>This prompt is the same as Message 9054 in email from C. Walton, August 16, 2007. Per C. Walton's instructions, the prompt wording that describes the system problem has been kept the same, while the end-of-prompt navigation instructions have been edited to fit this application</p>							


6173-CS-ClaimSystemUnavailable-Msg

		Play Prompt		
Return code 0152 when looking up confirmation number.				
Entering from				
6170-CS-LookupConfNumber-DB				
Prompts				
Message Number	Type / Name	Wording		
82122	6173-CS-ClaimSystemUnavailable-Prompt-1	I'm sorry, but the system is unavailable at this time.		
Req ID		Action		
6173-ClaimSystemUnavailable-Condition-Always		Always	Go to: 6211-ForcedTransfer-BC	
Reporting				
Record = U-	RECL	-Msg_6173-(Call Duration at start),T-RECL-	0000 = Success 0001 = Error 0200 = Caller Hang Up	-Call duration at process end
Developer notes				
<p>No barge-in</p> <p>This prompt is based on Message 9051 in email from C. Walton, August 16, 2007. Per C. Walton's instructions, the prompt wording that describes the system problem has been kept the same, while the end-of-prompt navigation instructions have been edited to fit this application.</p>				

6174-CS-ClaimCannotProcess-Msg

			Play Prompt	
<statusCode> = 9999 or Other when looking up confirmation number. This state tells the caller we cannot process their request.				
Entering from				
6170-CS-LookupConfNumber-DB				
Prompts				
Message Number	Type / Name	Wording		
82128	6174-ClaimCannotProcess-Prompt-1	We're sorry, we are unable to process your request.		
Req ID		Action		
6174-ClaimCannotProcess-Condition-Always		Always	Go to: 6211-ForcedTransfer-BC	
Reporting				
Record = U-	RECL	-Msg_6174-(Call Duration at start),T-RECL-	0000 = Success	-Call duration at process end
			0001 = Error	
			0200 = Caller Hang Up	
Developer notes				

6175-CS-ReadNextClaimYN-DM

			Yes/No DialogModule™
This DM lets the caller choose whether to hear each claim in turn.			
Entering from			
6170-CS-LookupConfNumber-DB, 6190-CS-MultiClaimEnd-DM			
Developer Notes / Entry Logic			
Some of the variables below contain an 'N', e.g., <claimTypeN>.			
Before playing out the prompts, set N= <current_claim> . I.e., N will be set to 1 or 2 or 3, depending on which claim is being reviewed. This will enable us to properly play out the claim type for each claim.			
Prompts			
Message Number	Name	Condition	Wording
85032	6175-CS-ReadNextClaimYN-Prompt-Initial-01	If <current_claim> = 1 AND <num_claims> = 2	I found two claims under your confirmation number. I'll read them one at a time.
85033	6175-CS-ReadNextClaimYN-Prompt-Initial-02	Else If <current_claim> = 1 AND <num_claims> = 3	I found three claims under your confirmation number. I'll read them one at a time.
	--	Else	(no prompt)
85034	6175-CS-ReadNextClaimYN-Prompt-Initial-03	If <current_claim> = 1	The first claim is for:
85035	6175-CS-ReadNextClaimYN-Prompt-Initial-04	Else if <current_claim> = 2 AND <num_claims> = 2	The other claim is for:
85036	6175-CS-ReadNextClaimYN-Prompt-Initial-05	Else if <current_claim> = 2 AND <num_claims> = 3	The next claim is for:
85037	6175-CS-ReadNextClaimYN-Prompt-Initial-06	Else if <current_claim> = 3 AND <num_claims> = 3	The last claim is for:
85038	6175-CS-ReadNextClaimYN-Prompt-Initial-07	If <claimTypeN> = 10	Retirement Benefits.
85039	6175-CS-ReadNextClaimYN-Prompt-Initial-08	Else if <claimTypeN> = 11	Hospital Insurance Only.

85040	6175-CS-ReadNextClaimYN-Prompt-Initial-09	Else if <claimTypeN> = 20	Disability Benefits.
85041	6175-CS-ReadNextClaimYN-Prompt-Initial-10	Else if <claimTypeN> = 31 or 36 or 47	Widow's or Widower's Insurance Benefits.
85042	6175-CS-ReadNextClaimYN-Prompt-Initial-11	Else if <claimTypeN> = 32	Mother's or Father's Benefits.
85043	6175-CS-ReadNextClaimYN-Prompt-Initial-12	Else if <claimTypeN> = 33	Child's Insurance Benefits -- Survivor.
85044	6175-CS-ReadNextClaimYN-Prompt-Initial-13	Else if <claimTypeN> = 34	Parent's Benefits.
85045	6175-CS-ReadNextClaimYN-Prompt-Initial-14	Else if <claimTypeN> = 41 or 46	Wife's or Husband's Insurance Benefits.
85046	6175-CS-ReadNextClaimYN-Prompt-Initial-15	Else if <claimTypeN> = 42	Spouse With Child in Care Benefits.
85047	6175-CS-ReadNextClaimYN-Prompt-Initial-16	Else if <claimTypeN> = 43	Child's Insurance Benefits -- Life.
85048	6175-CS-ReadNextClaimYN-Prompt-Initial-17	Else if <claimTypeN> = 48	Childhood Disability Benefits.
85049	6175-CS-ReadNextClaimYN-Prompt-Initial-18	Else if <claimTypeN> = 49	Student Benefits.
85050	6175-CS-ReadNextClaimYN-Prompt-Initial-19	Else if <claimTypeN> = 50	Hospital Insurance.

85051	6175-CS-ReadNextClaimYN-Prompt-Initial-20	Else if <claimTypeN> = 60	Lump Sum Death Payments.
85052	6175-CS-ReadNextClaimYN-Prompt-Initial-21	Else if <claimTypeN> = 70	Benefits at Age 72 for Uninsured Individuals.
85053	6175-CS-ReadNextClaimYN-Prompt-Initial-22	Else if <claimTypeN> = 80	Health Insurance Benefits Under Medicare for Individuals with Chronic Renal Disease.
85054	6175-CS-ReadNextClaimYN-Prompt-Initial-24	If <current_claim> = 1	Do you want to hear the status of that claim first?
85055	6175-CS-ReadNextClaimYN-Prompt-Initial-25	Else if <current_claim> = 2	Do you want to hear the status of *that* claim now?
85056	6175-CS-ReadNextClaimYN-Prompt-Initial-26	Else if <current_claim> = 3	Would you like to hear the status of *that* claim?
The remainder of the table contains the Retry, Timeout, Help, and Success prompts			
85057	6175-CS-ReadNextClaimYN-Prompt-Retry1	Retry 1	Always [Global Default] Would you like to hear the *status* of that claim?
85058	6175-CS-ReadNextClaimYN-Prompt-Retry2-a	Retry 2	If <current_claim> is LESS THAN <num_claims> [Global Default] If you want to hear the status of that claim, press one. To go to your *next* claim press two. If you need to hear the claim description again, press three.
85059	6175-CS-ReadNextClaimYN-Prompt-Retry2-b		Else if <current_claim> = <num_claims> [Global Default] That was the last claim I found. If you would you like to hear the status of that claim, press one. For 'no' press two. If you need to hear the claim description again, press three.
85060	6175-CS-ReadNextClaimYN-Prompt-Timeout1	Timeout 1	Always Sorry, I didn't hear you. Would you like to hear the *status* of that claim? If you need to hear the claim description again, say 'Repeat'.
85061	6175-CS-ReadNextClaimYN-Prompt-Timeout2-a	Timeout 2	If <current_claim> is LESS THAN <num_claims> I'm sorry, but I'm still having trouble hearing you. If you want to hear the status of that claim, say 'yes' or press 1. To go to your *next* claim, say 'no' or press 2. If you need to hear the claim description again, say 'Repeat'.

85062	6175-CS-ReadNextClaimYN-Prompt-Timeout2-b		Else if <current_claim> = <num_claims>	I'm sorry, but I'm still having trouble hearing you. That was the last claim I found. Would you like to hear the status of that claim? Please say 'yes' or press 1; or say 'no' or press 2. If you need to hear the claim description again, say 'Repeat'.
85063	6175-CS-ReadNextClaimYN-Prompt-Help	Help: Always		I found more than one claim under your confirmation number. I'm reading the claim descriptions, so you can choose to look up the claim status for each claim, one at a time. If you'd like to hear the status of the claim that I just mentioned, say 'yes' or press 1. If you want to move on to the next claim, say 'no' or press 2. If you need to hear the claim description again, you can say 'repeat'.
00121	6175-CS-ReadNextClaimYN-Prompt-Success-1	If caller says "yes" in this DM		Okay.
00120	6175-CS-ReadNextClaimYN-Prompt-Success-2	If caller says "no" in this DM		All right.


Req ID	Vocabulary	DTMF	Condition	Action	Confirm.
6175-CS-ReadNextClaimYN-Condition-Yes	yes and synonyms, including "yes I do" "yes I would"	1	Always	Play appropriate Success prompt Go to: 6180-CS-ReadStatus-Msg	never
6175-CS-ReadNextClaimYN-Condition-No1	No and synonyms, including "no I don't" "no I wouldn't"	2	If <current_claim> = 1	Play appropriate Success prompt Increment <current_claim> Re-enter this DM	never
6175-CS-ReadNextClaimYN-Condition-No2			Else if <current_claim> = 2 AND <num_claims> = 3	Play appropriate Success prompt Increment <current_claim> Re-enter this DM	never
6175-CS-ReadNextClaimYN-Condition-No3			Else if (<current_claim> = 3) OR (<current_claim> = 2 AND <num_claims> = 2)	Go to: 6190-CS-MultiClaimEnd-DM	never
6175-CS-ReadNextClaimYN-Condition-Repeat	'repeat' 'repeat that'	-	Always	Play the INITIAL prompt sequence for the current values of <current_claim> and <num_claims>.	never

DialogModule parameters	
Parameter	Value

Reporting			
Record = U-	RECL	-DM_6175-(Call Duration at start),T-RECL-	-Call duration at
			0000 = Success
			0001 = Error

			0002 = Max No Input	process end
			0003 = Max No Match	
			0200 = Caller Hang Up	
Developer Notes				
Use specific treatment shown above for "repeat" command, instead of global 'repeat' behavior.				

6180-CS-ReadStatus-Msg

Play Prompt			
This DM plays the claim status information for one claim. If the caller has 2 or 3 claims, the callflow can bring the caller back to this DM multiple times. On each visit to this DM, the info for just one claim is read.			
Entering from			
6170-CS-LookupConfNumber-DB, 6175-CS-ReadNextClaimYN-DM, 6182-CS-RepeatStatusYN-DM, 6190-CS-MultiClaimEnd-DM , 6185-CS-OneClaimEnd-DM			
Developer Notes / Entry Logic			
Many of the variables below contain an 'N', e.g., <claimStatusN>, <pendingIssuesN>, etc. Before playing out the prompts, set N = <current_claim> . I.e., N will be set to 1 or 2 or 3, depending on which claim is being reviewed. This will enable us to properly play out <claimStatus1> or <claimStatus2> or <claimStatus3>, and the associated prompts for that claim. (The value of <current_claim> is set in 6170, 6175, 6185, and 6190.)			
Prompts			
Message Number	Name	Condition	Wording

First, check the value of <CanHearAgainMsg_played>. This value is set and changed in 6170 and 6180.

85065	--6180-CS-ReadStatus-Prompt-Initial-34	If <CanHearAgainMsg_played> = 'no'	Always	After I read this information, you'll be able to hear it again as many times as you like.
		Else	(no prompt)	--

If claim has been adjudicated (i.e., <claimStatusN> = A), use the following prompts.

85066	6180-CS-ReadStatus-Prompt-Initial-01	If claim has been adjudicated (i.e., <claimStatusN> = A)	Always	Please note that the following statements are informational only, and are current as of today.
85067	6180-CS-ReadStatus-Prompt-Initial-02		Always	A decision *has* been made on your claim. You will receive the decision by U.S. Mail.

ELSE if claim is pending (i.e., <claimStatusN> = P), use the prompt logic in the table below.

85068	6180-CS-ReadStatus-Prompt-Initial-03	ELSE if claim is pending (i.e., <claimStatusN> = P)	Always	The following statements are informational only. They are current as of today. You will receive the official notice of any decision made on your claim by U.S. mail.
85069	6180-CS-ReadStatus-Prompt-Initial-04		Always	A decision has *not* been made on your claim.

Verizon Business -- Confidential

85070	6180-CS-ReadStatus-Prompt-Initial-05	IF TWO OR MORE of the following are filled with a valid entry (i.e., not null AND not 00000000): <ageN>, <ammendedAppN>, <citizenN>, <nhNameChangeN>, <claimantNameChangeN>, <earningsN>, <lawfulPresenceN>, <marriageN>, <militaryN>, <specialWageN>, <deathN>, <relationshipN>, <supportN>, <endStageRenalN>, <schoolAttendN>, <attorneyRepN>, <foreignBenefitsN>, <hearingRequestN>, <reconRequestN>, <fedRevReqN>, <causeN>, <medicalReconN>, <medicalHearingN> (Else if 0 or 1 of those are filled, don't play this prompt. Proceed to the next row of the table.)	We've requested the following documents from you:
85071	6180-CS-ReadStatus-Prompt-Initial-06	IF <ageN> is filled	We requested your proof of Age on
	CPR		<date> (CPR should use the format, "June third, 2007." with sentence-final intonation.)
85072	6180-CS-ReadStatus-Prompt-Initial-07	IF <ammendedAppN> is filled <i>(Keep this spelling?? This spelling is from the SSA Data Exchange Document v1.2, section 5.7.2)</i>	We requested your amended application on
	CPR		<date> (CPR should use the format, "June third, 2007." with sentence-final intonation.)
85073	6180-CS-ReadStatus-Prompt-Initial-08	IF <citizenN> is filled	We requested your proof of citizenship on
	CPR		<date> (CPR should use the format, "June third, 2007." with sentence-final intonation.)
85074	6180-CS-ReadStatus-Prompt-Initial-09	IF <nhNameChangeN> is filled	We requested proof of the number holder's *name change* on
	CPR		<date> (CPR should use the format, "June third, 2007." with sentence-final intonation.)
85075	6180-CS-ReadStatus-Prompt-Initial-10	IF <claimantNameChangeN> is filled	We requested proof of the claimant's *name change* on
	CPR		<date> (CPR should use the format, "June third, 2007." with sentence-final intonation.)
85076	6180-CS-ReadStatus-Prompt-Initial-11	IF <earningsN> is filled	We requested proof of earnings on
	CPR		<date> (CPR should use the format, "June third, 2007." with sentence-final intonation.)
85077	6180-CS-ReadStatus-Prompt-Initial-12	IF <lawfulPresenceN> is filled	We requested proof of lawful presence on
	CPR		<date> (CPR should use the format, "June third, 2007." with sentence-final intonation.)
85078	6180-CS-ReadStatus-Prompt-Initial-13	IF <marriageN> is filled	We requested proof of marriage on


	CPR		<date> (CPR should use the format, "June third, 2007." with sentence-final intonation.)
85079	6180-CS-ReadStatus-Prompt-Initial-14	IF <militaryN> is filled	We requested proof of military service on
	CPR		<date> (CPR should use the format, "June third, 2007." with sentence-final intonation.)
85080	6180-CS-ReadStatus-Prompt-Initial-15	IF <specialWageN> is filled	We requested proof of special wages on
	CPR		<date> (CPR should use the format, "June third, 2007." with sentence-final intonation.)
85081	6180-CS-ReadStatus-Prompt-Initial-16	IF <deathN> is filled	We requested proof of death on
	CPR		<date> (CPR should use the format, "June third, 2007." with sentence-final intonation.)
85082	6180-CS-ReadStatus-Prompt-Initial-17	IF <relationshipN> is filled	We requested proof of relationship on
	CPR		<date> (CPR should use the format, "June third, 2007." with sentence-final intonation.)
85083	6180-CS-ReadStatus-Prompt-Initial-18	IF <supportN> is filled	We requested proof that you provided at least one-half support to your parents; this was requested on
	CPR		<date> (CPR should use the format, "June third, 2007." with sentence-final intonation.)
85084	6180-CS-ReadStatus-Prompt-Initial-19	IF <endStageRenalN> is filled	We requested proof of End Stage Renal Disease on
	CPR		<date> (CPR should use the format, "June third, 2007." with sentence-final intonation.)
85085	6180-CS-ReadStatus-Prompt-Initial-20	IF <schoolAttendN> is filled	We requested proof of full-time school attendance on
	CPR		<date> (CPR should use the format, "June third, 2007." with sentence-final intonation.)
85086	6180-CS-ReadStatus-Prompt-Initial-21	IF <attorneyRepN> is filled	We requested proof of attorney representation on
	CPR		<date> (CPR should use the format, "June third, 2007." with sentence-final intonation.)
85087	6180-CS-ReadStatus-Prompt-Initial-22	IF <causeN> is filled	We requested proof of good cause for filing a late appeal request; we requested this on
	CPR		<date> (CPR should use the format, "June third, 2007." with sentence-final intonation.)
85088	6180-CS-ReadStatus-Prompt-Initial-23	IF <medicalReconN> is filled	We requested medical information for your reconsideration request -- that's Form SSA-3441. This was requested on
	CPR		<date> (CPR should use the format, "June third, 2007." with sentence-final intonation.)

Verizon Business -- Confidential


85089	6180-CS-ReadStatus-Prompt-Initial-24	IF <medicalHearingN> is filled	We requested medical information for your hearing request -- that's Form SSA-3441. This was requested on
	CPR		<date> (CPR should use the format, "June third, 2007." with sentence-final intonation.)
85090	6180-CS-ReadStatus-Prompt-Initial-25	IF <foreignBenefitsN> is filled	We are waiting for your application for benefits under a U.S. International Social Security agreement. We requested this on
	CPR		<date> (CPR should use the format, "June third, 2007." with sentence-final intonation.)
85091	6180-CS-ReadStatus-Prompt-Initial-26	IF <hearingRequestN> is filled	We are waiting for your "Request for hearing" form. We requested this form on
	CPR		<date> (CPR should use the format, "June third, 2007." with sentence-final intonation.)
85092	6180-CS-ReadStatus-Prompt-Initial-27	IF <reconRequestN> is filled	We are waiting for your "Request for Reconsideration" form. We requested this form on
	CPR		<date> (CPR should use the format, "June third, 2007." with sentence-final intonation.)
85093	6180-CS-ReadStatus-Prompt-Initial-28	IF <fedRevReqN> is filled	We are waiting for your "Request for Federal Reviewing Official Review" form. We requested this form on
	CPR		<date> (CPR should use the format, "June third, 2007." with sentence-final intonation.)
85094	6180-CS-ReadStatus-Prompt-Initial-29	IF ONE OR MORE of the following are filled with a valid entry (i.e., not null AND not 00000000): <ageN>, <ammendedAppN>, <citizenN>, <nhNameChangeN>, <claimantNameChangeN>, <earningsN>, <lawfulPresenceN>, <marriageN>, <militaryN>, <specialWageN>, <deathN>, <relationshipN>, <supportN>, <endStageRenalN>, <schoolAttendN>, <attorneyRepN>, <foreignBenefitsN>, <hearingRequestN>, <reconRequestN>, <fedRevReqN>, <causeN>, <medicalReconN>, <medicalHearingN>	Your application is being processed. Please send or take those documents to the office that is processing your claim. We will return any documents that you send us.
85095	6180-CS-ReadStatus-Prompt-Initial-30	IF <toDDSN> is filled	The Disability Determination Service in your state is processing the medical portion of your claim.
85096	6180-CS-ReadStatus-Prompt-Initial-31	IF <reconDecReqN> is filled	As of today, a decision has not been made on your reconsideration request.
85097	6180-CS-ReadStatus-Prompt-Initial-32	IF <fedRevDecN> is filled	As of today, a decision has not been made on your request for Federal Reviewing Official Review.
85098	6180-CS-ReadStatus-Prompt-Initial-33	IF <inOHAN> is filled	As of today, the Office of Disability Adjudication and Review has not made a decision on your appeal request.
Req ID		Condition	Action
6180-CS-ReadStatus-Condition-Always		If <num claims> = 1	Go to: 6185-CS-OneClaimEnd-DM

	else	Go to: 6182-CS-RepeatStatusYN-DM	
DialogModule parameters			
Parameter		Value	
Reporting			
Record = U-	RECL	-Msg_6180-(Call Duration at start),T-RECL-	-Call duration at process end
		0000 = Success	
		0001 = Error	
		0200 = Caller Hang Up	
Developer notes			

6182-CS-RepeatStatusYN-DM

Yes/No DialogModule™					
After playing Claim Status for one claim, this DM offers the caller the chance to repeat it.					
Entering from					
6180-CS-ReadStatus-Msg					
Prompts					
Message Number	Type / Name	Condition	Wording		
1000	--		[1 sec silence]		
85099	6182-CS-RepeatStatusYN-Prompt-Initial-1		Would you like to hear that again?		
85100	6182-CS-RepeatStatusYN-Prompt-Retry1		[Global Default] If you'd like to hear the claim status again, say 'yes' or press 1. If not, say 'no' or press 2.		
85101	6182-CS-RepeatStatusYN-Prompt-Timeout1		Sorry, I didn't hear you. If you'd like to hear the claim status again, say 'yes' or press 1. If not, say 'no' or press 2.		
00120	6182-CS-RepeatStatusYN-Prompt-Success-1	If "yes"	All right.		
00121	6182-CS-RepeatStatusYN-Prompt-Success-2	If "no"	Okay.		
Req ID	Vocabulary	DTMF	Condition	Action	Confirm.
6182-CS-RepeatStatusYN-Condition-Yes	yes and synonyms, including "yes I would" "yes please"	1	Always	Play appropriate Success prompt Go to: 6180-CS-ReadStatus-Msg	<i>never</i>
6182-CS-RepeatStatusYN-Condition-No	no and synonyms, including "no I wouldn't" "no thanks"	2	Always	Play appropriate Success prompt Go to: 6190-CS-MultiClaimEnd-DM	<i>never</i>
DialogModule parameters					
Parameter				Value	
Reporting					
Record = U-	RECL	-DM_6182-(Call Duration at start),T-RECL-		0000 = Success 0001 = Error 0002 = Max No Input 0003 = Max No Match 0200 = Caller Hang Up	-Call duration at process end
Developer Notes					


6185-CS-OneClaimEnd-DM

CustomContext DialogModule™				
The caller comes here after they're done repeating the claim status. This DM is used if just one claim exists for the confirmation number, because it doesn't offer a "next claim" option.				
Entering from				
6180-CS-ReadStatus-Msg				
Prompts				
Msg. Number	Type / Name	Wording		
85102	6185-CS-OneClaimEnd-Prompt-Initial-1	To hear that again, say "repeat that". If you're done, you can just hang up. Or you can say "Main Menu," or, if you have any other questions about your claim, say "other question."		
85103	6185-CS-OneClaimEnd-Prompt-Retry1	[Global Default] To hear that again, say "repeat that". To make another request, say 'Main Menu'. If you have more questions about your claim, say 'other question'. And if you're done, you can just hang up.		
85104	6185-CS-OneClaimEnd-Prompt-Retry2	[Global Default] To hear that again, say "repeat that". If you'd like to make another request, say 'Main Menu' or press 9. If you have other questions or concerns about your claim, say 'other question' or press 2. And if you're done, you can simply hang up.		
85105	6185-CS-OneClaimEnd-Prompt-Timeout 1	Sorry, I didn't hear anything. To hear that again, say "repeat that". To make another request, say 'Main Menu'. If you have more questions about your claim, say 'other question'. And if you're done, you can just hang up.		
85106	6185-CS-OneClaimEnd-Prompt-Timeout 2	Sorry, I didn't hear anything. To hear that again, say "repeat that". If you'd like to make another request, say 'Main Menu' or press 9. If you have other questions or concerns about your claim, say 'other question' or press 2. And if you're done, you can simply hang up.		
Req ID	Vocabulary	DTMF	Action	Confirm.
6185-CS-OneClaimEnd-Condition-RPT	"Repeat" "Repeat that"	*	Go to 6180-CS-ReadStatus-Msg	<i>never</i>
6185-CS-OneClaimEnd-Condition-Other	"other question" "other questions" "question" etc.	2	Go to: 6200-GiveUpSendSomewhere-BC , condition Agent Request	<i>If necessary</i>
6185-CS-OneClaimEnd-Condition-MM	"Main Menu"	9	Go to Main Menu in N8NN	<i>never</i>
Confirmation prompts				
Message Number	Name	Wording		
85133	6185-CS-OneClaimEnd-ConfPrompt-Other	You have another question, is that correct?		
DialogModule parameters				
Parameter	Value			
Reporting				
Record = U-	RECL	-DM_6185-(Call Duration at start),T-RECL-	0000 = Success 0001 = Error 0002 = Max No Input 0003 = Max No Match 0200 = Caller Hang Up	-Call duration at process end

Developer Notes

Global Help is disabled in this dialog module. All other Global Commands are active

6190-CS-MultiClaimEnd-DM

CustomContext DialogModule™			
The caller comes here after they're done repeating the claim status. This DM is used if the caller has more than one claim.			
Entering from			
6175-CS-ReadNextClaimYN-DM, 6182-CS-RepeatStatusYN-DM			
Prompts Msg. Number	Type / Name	Condition	Wording
85108	6190-CS-MultiClaimEnd-Prompt-Initial-1	If previous DM was 6175-CS-ReadNextClaimYN-DM	Those were the only claims I found. To hear them again, say "repeat". If you have other questions about your claims, say "other questions". <pause> You can also say "main menu" or, if you're done, you can just hang up.
85109	6190-CS-MultiClaimEnd-Prompt-Initial-2	Else if <current_claim> = 1	To hear your next claim, say, "next claim." If you have other questions about your claims, say "other questions". <pause> You can also say "Main Menu". Or if you're done, you can just hang up.
85110	6190-CS-MultiClaimEnd-Prompt-Initial-3	Else if <current_claim> = 2 AND <num_claims> = 2	That was the last claim I found. To hear the previous claim, say "previous claim." If you have other questions about your claims, say "other questions". <pause> You can also say "Main Menu". Or if you're done, you can just hang up.
85111	6190-CS-MultiClaimEnd-Prompt-Initial-4	Else if <current_claim> = 2 AND <num_claims> = 3	To hear your next claim, say, "next claim." If you have other questions about your claims, say "other questions". <pause> If you want to go back to your previous claim, say "previous claim." You can also say "Main Menu". Or if you're done, you can just hang up.
85112	6190-CS-MultiClaimEnd-Prompt-Initial-5	Else if <current_claim> = 3 AND <num_claims> = 3	That was the last claim I found. If you have other questions about your claims, say "other questions". <pause> If you want to go back to your previous claim, say "previous claim." You can also say "Main Menu". Or if you're done, you can just hang up.
85113	6190-CS-MultiClaimEnd-Prompt-Retry1-a	Retry 1	If previous DM was 6175-CS-ReadNextClaimYN-DM
85114	6190-CS-MultiClaimEnd-Prompt-Retry1-b		Else if <current_claim> = 1
85115	6190-CS-MultiClaimEnd-Prompt-Retry1-c		Else if <current_claim> = 2 AND <num_claims> = 2
			[Global Default] Those were the only claims listed under your confirmation number. To hear them again, say "repeat". If you have other concerns or questions about your claims, say "other questions". <pause> You can also say "main menu" or, if you're done, you can simply hang up.
			[Global Default] If you'd like to hear your next claim, say, 'next claim'. If you have other concerns or questions about your claims, say "other questions". <pause> You can also say "main menu" or, if you're done, you can simply hang up.
			[Global Default] That was the last claim under your confirmation number. To hear your previous claim, say "previous claim." If you have other concerns or questions about your claims, say "other questions". <pause> You can also say "main menu" or, if you're done, you can simply hang up.

85116	6190-CS-MultiClaimEnd-Prompt-Retry1-d		Else if <current_claim> = 2 AND <num_claims> = 3	[Global Default] If you'd like to hear your next claim, say, 'next claim.' If you have other concerns or questions about your claims, say "other questions". <pause> If you want to go back to your previous claim, say "previous claim." You can also say "main menu" or, if you're done, you can simply hang up.
85117	6190-CS-MultiClaimEnd-Prompt-Retry1-e		Else if <current_claim> = 3 AND <num_claims> = 3	[Global Default] That was the last claim under your confirmation number. If you have other concerns or questions about your claims, say "other questions". <pause> If you want to go back to your previous claim, say "previous claim." You can also say "Main Menu" or, if you're done, you can simply hang up.
	6190-CS-MultiClaimEnd-Condition-Retry2	See Retry2 instructions at right		Play the global Retry2 prefix: [Global Default] Then play the appropriate INITIAL prompt listed above (Initial-1, Initial-2, Initial-3, Initial-4, OR Initial-5), which depends on the values of <current_claim> and <num_claims>. This counts as Retry2, although we are re-using the initial prompt recordings.
85118	6190-CS-MultiClaimEnd-Prompt-Timeout1-a	Timeout 1	If previous DM was 6175-CS-ReadNextClaimY N-DM	Sorry, I didn't hear anything. Those were the only claims listed under your confirmation number. To hear them again, say "repeat". If you have other concerns or questions about your claims, say "other questions". <pause> You can also say "main menu" or, if you're done, you can simply hang up.
85119	6190-CS-MultiClaimEnd-Prompt-Timeout1-b		Else if <current_claim> = 1	Sorry, I didn't hear anything. If you'd like to hear your next claim, say, 'next claim'. If you have other concerns or questions about your claims, say "other questions". <pause> You can also say "main menu" or, if you're done, you can simply hang up.
85120	6190-CS-MultiClaimEnd-Prompt-Timeout1-c		Else if <current_claim> = 2 AND <num_claims> = 2	Sorry, I didn't hear anything. That was the last claim under your confirmation number. To hear your previous claim, say "previous claim." If you have other concerns or questions about your claims, say "other questions". <pause> You can also say "main menu" or, if you're done, you can simply hang up.
85121	6190-CS-MultiClaimEnd-Prompt-Timeout1-d		Else if <current_claim> = 2 AND <num_claims> = 3	Sorry, I didn't hear anything. If you'd like to hear your next claim, say, 'next claim.' If you have other concerns or questions about your claims, say "other questions". <pause> If you want to go back to your previous claim, say "previous claim." You can also say "main menu" or, if you're done, you can simply hang up.
85122	6190-CS-MultiClaimEnd-Prompt-Timeout1-e		Else if <current_claim> = 3 AND <num_claims> = 3	Sorry, I didn't hear anything. That was the last claim under your confirmation number. If you have other concerns or questions about your claims, say "other questions". <pause> If you want to go back to your previous claim, say "previous claim." You can also say "Main Menu" or, if you're done, you can simply hang up.

85123	6190-CS-MultiClaimEnd-Prompt-Timeout2-a	Timeout 2	If previous DM was 6175-CS-ReadNextClaimYN-DM	I'm sorry, but I still didn't hear anything. Those were the only claims I found. To hear them again, say "repeat". If you have other questions about your claims, say "other questions". <pause> You can also say "main menu" or, if you're done, you can just hang up.	
85124	6190-CS-MultiClaimEnd-Prompt-Timeout2-b		Else if <current_claim> = 1	I'm sorry, but I still didn't hear anything. To hear your next claim, say, "next claim." If you have other questions about your claims, say "other questions". <pause> You can also say "Main Menu". Or if you're done, you can just hang up.	
85125	6190-CS-MultiClaimEnd-Prompt-Timeout2-c		Else if <current_claim> = 2 AND <num_claims> = 2	I'm sorry, but I still didn't hear anything. That was the last claim I found. To hear the previous claim, say "previous claim." If you have other questions about your claims, say "other questions". <pause> You can also say "Main Menu". Or if you're done, you can just hang up.	
85126	6190-CS-MultiClaimEnd-Prompt-Timeout2-d		Else if <current_claim> = 2 AND <num_claims> = 3	I'm sorry, but I still didn't hear anything. To hear your next claim, say, "next claim." If you have other questions about your claims, say "other questions". <pause> If you want to go back to your previous claim, say "previous claim." You can also say "Main Menu". Or if you're done, you can just hang up.	
85127	6190-CS-MultiClaimEnd-Prompt-Timeout2-e		Else if <current_claim> = 3 AND <num_claims> = 3	I'm sorry, but I still didn't hear anything. That was the last claim I found. If you have other questions about your claims, say "other questions". <pause> If you want to go back to your previous claim, say "previous claim." You can also say "Main Menu". Or if you're done, you can just hang up.	
85129	6190-CS-MultiClaimEnd-Prompt-Success-1	If caller says "next" AND <current_claim> = <num_claims>	Actually, there aren't any more claims.		
85130	6190-CS-MultiClaimEnd-Prompt-Success-2	If caller says "previous" AND <current_claim> = 1	Actually, that was the first claim in your list.		
Req ID	Vocab	DTMF	Condition	Action	Confirm.
6190-CS-MultiClaimEnd-Condition-Repeat1	repeat [that]	-	If previous DM was 6175-CS-ReadNextClaimYN-DM (i.e., the caller said No to hearing any of the claims that were found)	Set <current_claim> = 1 Go to: 6175-CS-ReadNextClaimYN-DM	never
6190-CS-MultiClaimEnd-Condition-Repeat2			Else if previous DM was 6182-CS-RepeatStatusYN-DM	Go to: 6180-CS-ReadStatus-Msg	never
6190-CS-MultiClaimEnd-Condition-Next1	next [claim]	-	If <current_claim> is LESS THAN <num_claims>	Increment <current_claim> Go to: 6175-CS-ReadNextClaimYN-DM	never
6190-CS-MultiClaimEnd-Condition-Next2			Else If <current_claim> = <num_claims>	Play appropriate Success prompt above. Then play the appropriate Initial prompt again.	If necessary

6190-CS-MultiClaimEnd-Condition-Previous1	previous [claim] "previous claims"	-	If <current_claim> = 2 or 3	Set <current_claim> = 1 Go to: 6175-CS-ReadNextClaimYN-DM	never
6190-CS-MultiClaimEnd-Condition-Previous2			Else if <current_claim> = 1 (i.e., there are no previous claims)	Play appropriate Success prompt above. Then play the appropriate Initial prompt again	If necessary
6190-CS-MultiClaimEnd-Condition-Other	"other question" "other questions" "question" etc.	-	Always	Go to: 6200-GiveUpSendSomewhere-BC , condition Agent Request	If necessary

Confirmation prompts			
Message Number	Name	Wording	
85131	6190-CS-MultiClaimEnd-ConfPrompt-Next	You asked for the *next* claim, is that right?	
85132	6190-CS-MultiClaimEnd-ConfPrompt-Previous	You asked for the *previous* claim, is that right?	
85133	6190-CS-MultiClaimEnd-ConfPrompt-Other	You have another question, is that correct?	

DialogModule parameters	
Parameter	Value

Reporting				
Record = U-	RECL	-DM_6200-(Call Duration at start),T-RECL-	0000 = Success	-Call duration at process end
			0001 = Error	
			0002 = Max No Input	
			0003 = Max No Match	
			0200 = Caller Hang Up	


Developer Notes

DTMF commands are not active because the available options and ordering differ by condition.


Use specific treatment shown above for "repeat" command, instead of global 'repeat' behavior.

Global Help is disabled in this dialog module. All other Global Commands are active.


6200-GiveUpSendSomewhere-BC

Branch on Condition		
(Based on 1130-GiveUpSendSomewhere-Check in N8NN spec) If the caller had max retries or max timeouts, they come to this DM.		
Entering from		
Any DM		
Condition		Action
If Max Timeout/ Retry		Go to: N8NN Main, 1130-GiveUpSendSomewhere-Check
If Caller requests Agent		Go to: N8NN Main Menu, Module 1201-BranchOnCondition-Check
Event logging		


6211-ForcedTransfer-BC

Branch on Condition		
If the caller needs Agent assistance, or is required to go to an Agent due to an authentication failure or database failure, they come here.		
Entering from		
6150-CS-AuthCannotMatch-Msg, 6151-CS-AuthSystemProblems-Msg, 6152-CS-AuthAcctBlocked-Msg, 6153-CS-AuthSystemUnavailable-Msg, 6154-CS-AuthCannotProcess-Msg, 6171-CS-ClaimSystemProblems-Msg, 6173-CS-ClaimSystemUnavailable-Msg, 6174-CS-ClaimCannotProcess-Msg,		
Req ID	Condition	Action
6211-ForcedTransfer-Condition-Day	<i>IF Day</i>	Go to: 6213-ForcedTransferToAgent-Msg
6211-ForcedTransfer-Condition-Night	<i>Else Night or Holiday</i>	Go to: 6216-ForcedTransferNoAgents-Msg
Event logging		

6213-ForcedTransferToAgent-Msg

Play Prompt			
If the caller is required to go to an Agent due to an authentication failure or database failure, this state transfers them.			
Entering from			
6211-ForcedTransfer-BC			
Prompts			
Msg. number	Type / Name	Wording	
82129	6213-ForcedTransferToAgent-Prompt-1	I'll transfer you to an agent who can help you. If you have a long wait for an agent, note that our lines are busiest early in the week and early in the month, so if your business can wait, it's best to call at other times. Hold on while I transfer you.	
Req ID		Action	
6213-ForcedTransferToAgent-Condition-Always		Transfer to Agent	
Reporting			
Record = U-	RECL	-Msg_6213-(Call Duration at start),T-RECL-	0000 = Success 0001 = Error 0200 = Caller Hang Up
			-Call duration at process end
Developer notes			

6216-ForcedTransferNoAgents-Msg

Play Prompt			
If the caller is required to go to an Agent due to an authentication failure or database failure, but no agents are on duty, the call flow comes here.			
Entering from			
6211-ForcedTransfer-BC			
Prompts			
Msg. Number	Type / Name	Wording	
82130	6216-ForcedTransferNoAgents-Prompt-1	Unfortunately there are no agents available to help you because our offices are closed. Please call back during business hours, seven A M to seven P M, Monday through Friday, except for Federal holidays. Our lines are busiest early in the week and early in the month, so if your business can wait, it's best to call at other times. Thank you for calling Social Security. Goodbye.	
Req ID		Action	
6216-ForcedTransferNoAgents-Condition-Always		Hang Up	
Reporting			
Record = U-	RECL	-Msg_6216-(Call Duration at start),T-RECL-	0000 = Success 0001 = Error 0200 = Caller Hang Up
			-Call duration at process end
Developer notes			

—End of Specification—