



U.S. DEPARTMENT OF COMMERCE
National Oceanic and Atmospheric Administration
National Marine Fisheries Service
Southeast Fisheries Science Center
4700 Avenue U
Galveston, TX 77551

OMB No. 0648-0542
Expiration Date: 11/30/2012

GULF SHRIMP VESSEL & GEAR CHARACTERIZATION FORM

INSTRUCTIONS

(Incomplete or illegible forms will be returned.)

Please Note: It is **REQUIRED** that the following form be returned in order to be eligible to renew your **FEDERAL PERMIT APPLICATION FOR VESSELS FISHING IN THE EXCLUSIVE ECONOMIC ZONE (EEZ)** to the following address: NOAA Fisheries Galveston Laboratory, Attention: Rebecca Smith, 4700 Avenue U, Galveston, TX 77551. If you have a question regarding the form, please call (409) 766-3783 between 8 am - 4:30 pm CST.

QUESTION 1 Enter the year that you purchased or leased the vessel, regardless of whether it was new or used at the time.

QUESTION 2 For part a, indicate whether the vessel was most frequently operated by the owner or someone other than the owner (a hired captain) in 2012. For part b, indicate the number of crewmembers typically on board during 2012, including the captain.

QUESTION 3 Answer 'yes' if the vessel was used to shrimp in Federal waters of the Gulf of Mexico even one time during 2012.

QUESTION 4 Indicate the **total** number of days at sea and the number of trips for this vessel in the Gulf of Mexico shrimp fishery during 2012 (including from bays, bayous, State inshore and offshore waters, or Federal waters). For example, if the vessel took 10 trips and each trip lasted 10 days, then the **total** days at sea for 2012 would be 100.

QUESTIONS 5 – 11 Indicate the characteristics for the one primary gear type most frequently used on this vessel in 2012. Also provide the characteristics of the trawl net used with this gear type.

QUESTIONS 12 - 13 Indicate the one BRD type most frequently used on this vessel in 2012.

QUESTIONS 14 - 26 Indicate and provide additional details for the one TED type most frequently used on this vessel in 2012.

QUESTION 27 Indicate all types of **ELECTRONIC** equipment that were on-board this vessel in 2012.

KNOWINGLY SUPPLYING FALSE INFORMATION IS A VIOLATION OF FEDERAL LAW PUNISHABLE BY A FINE AND/OR IMPRISONMENT.

Public reporting burden for this collection of information is estimated to average 20 minutes per response, including the time for reviewing instructions, searching existing data sources, gathering and maintaining the data needed, and completing and reviewing the collection of information. Send comments regarding this burden estimate or any other suggestions for reducing this burden to Rick Hart, NMFS, Fisheries Management Branch, 4700 Avenue U, Galveston, TX, 77551.

All data submitted will be handled as confidential material in accordance with **NOAA Administrative Order 216-100, Protection of Confidential Fishery Statistics**. Notwithstanding any other provisions of the law, no person is required to respond to, nor shall any person be subjected to a penalty for failure to comply with, a collection of information subject to the requirements of the Paperwork Reduction Act, unless that collection of information displays a currently valid OMB Control Number.

GULF SHRIMP VESSEL AND GEAR CHARACTERIZATION FORM**Permit # :**

Permit Holder Name:

Vessel Name:

State Registration #:

USCG Vessel ID:

Please provide any missing or incorrect information in the above heading.

1. What year did you purchase or lease this vessel?

Purchase or Lease Year _____

2. a. In 2012, this vessel was **most frequently** operated by:
(Check the appropriate box.)

☐ owner☐ hired-captain☐ BOTH (owner and captain)☐ none (not shrimping)

- b. In 2012, what was the **typical** number of crew on the vessel, **including captain**?
If not shrimping, write N/A.

Total number of crew and captain _____

3. In 2012, did you shrimp in Federal waters (i.e. the EEZ¹) of the Gulf of Mexico?
(Check the appropriate box.)

☐ Yes☐ No

4. In 2012, what was the **total number of days at sea and the total number of trips** this vessel took in the Gulf of Mexico shrimp fishery (**including State inshore and offshore & Federal offshore trips**)? *The total days at sea should not exceed 365 days.*

Total Days at sea during the entire year _____

Number of Trips taken during the entire year _____

5. What was the **most frequently** used **Gear Type** in 2012?
Choose a code from the lists below. If other, please specify.
(See Figure 1 on Page 3 for common gear types.)

Code Gear Type

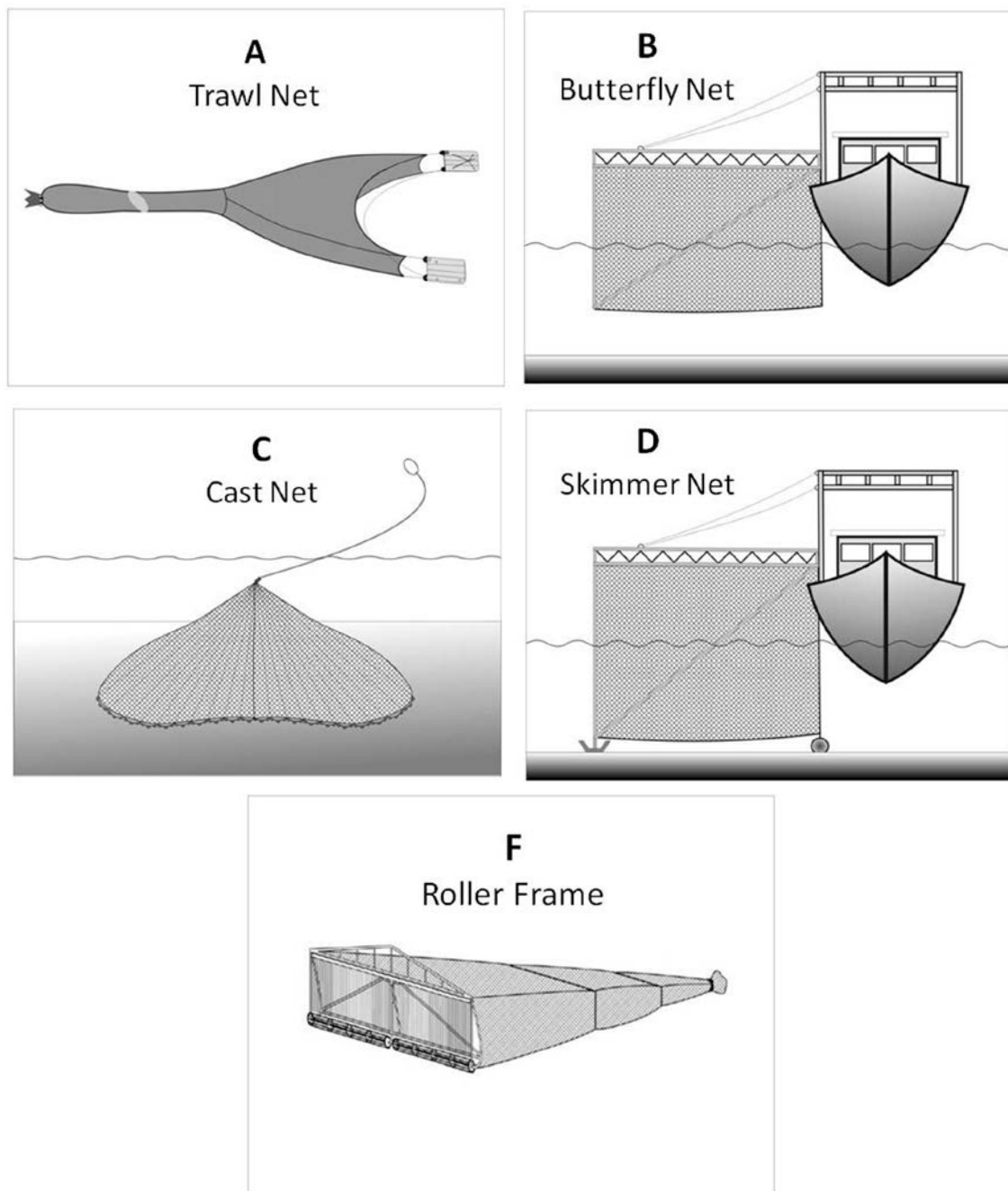
____ A Trawl
____ B Butterfly Net
____ C Cast Net

Code Gear Type

____ D Skimmer Net
____ F Roller Frame
____ G Other (specify) _____

¹The EEZ portion of the fishery is from nine (9) miles outward off of the Texas and West Florida coasts, and from three (3) miles outward off the coasts of Louisiana, Mississippi, and Alabama.

Figure 1. Common Gear Types. (Use for Question 5, use letters above picture.)



6. What was your **most frequently** used **Net Type** in 2012?
Choose a code from the lists below. If other, please specify.

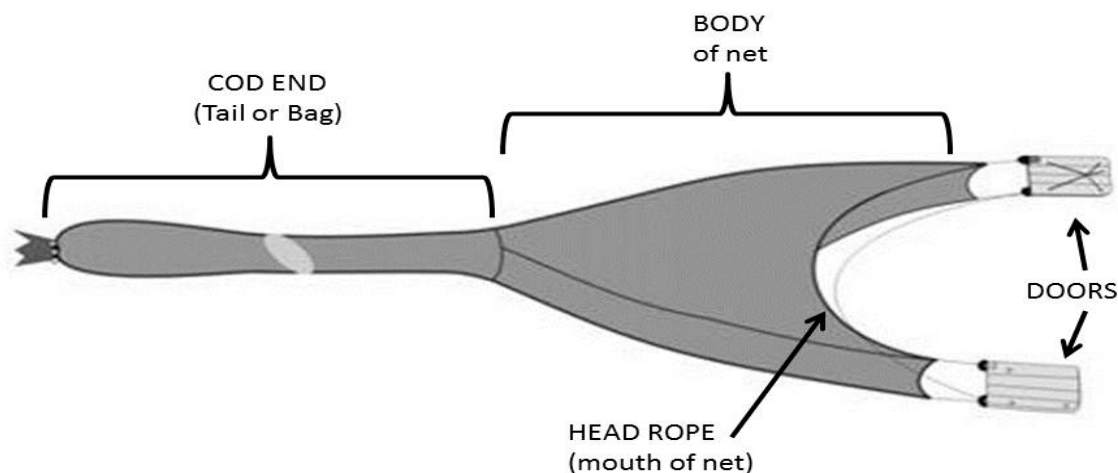
<u>Code</u>	<u>Net Type</u>
___ H	2 Seam Balloon
___ J	4 Seam Balloon
___ K	Box
___ L	Flat

<u>Code</u>	<u>Net Type</u>
___ M	Western Jib
___ N	Add-on Bib
___ O	Built-in Bib (e.g. mongoose, cobra, etc.)
___ P	Other (specify) _____

7. What was the **number of nets** used at one time for your **most frequently** used gear type in 2012? **Do not include the try net in total number of nets used at one time.**

Number of Nets used at one time _____

Figure 2. Basic Trawl Diagram with parts identified. (Use for Questions 8 - 11).



8. What was the **Headrope Length or Frame Width** (in feet) for your **most frequently** used gear type in 2012? **(Note: Measurement is width of mouth of one net.)**

Headrope Length or Frame Width _____ feet

9. What was the **Headrope Length or Frame Width** (in feet) for your Try Net in 2012?
 (If no Try Net was used, write "N/A" in the blank.)

Headrope Length or Frame Width of Try Net _____ feet

10. What was the **Mesh Type (net material)** for your **most frequently** used gear in 2012? **Choose a code from the lists below for each question.** If other, please specify.

Body of Net

<u>Code</u>	<u>Mesh Type</u>
<input type="checkbox"/> S	Nylon
<input type="checkbox"/> T	Spectra
<input type="checkbox"/> U	Poly
<input type="checkbox"/> V	Sapphire
<input type="checkbox"/> W	Other (specify) _____

Codend (Tail or Bag)

<u>Code</u>	<u>Mesh Type</u>
<input type="checkbox"/> S	Nylon
<input type="checkbox"/> T	Spectra
<input type="checkbox"/> U	Poly
<input type="checkbox"/> V	Sapphire
<input type="checkbox"/> W	Other (specify) _____

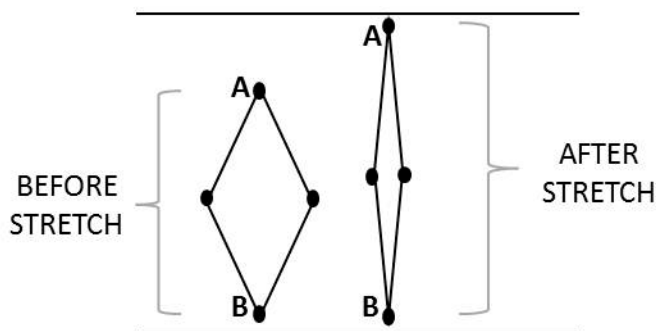
11. What was the **Mesh Size (in inches)** for your **most frequently** used gear type? (See Figure 3 for measurement illustration.)

Body of Net _____ inches

Codend (Tail or Bag) _____ inches

Figure 3. Illustration on how to measure Mesh Size. (Use for Question 11.)

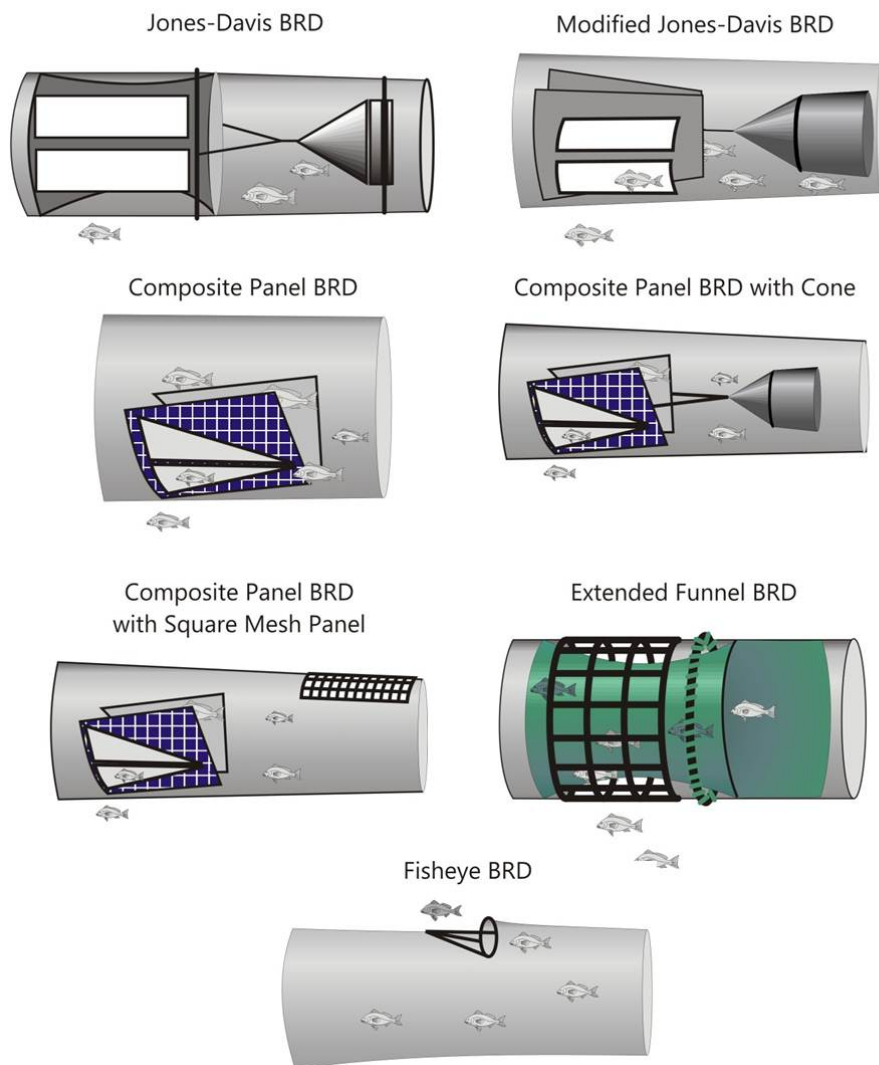
Use the measurement of the distance between the centers of two opposite knots (points A & B) after the mesh has been stretched.



12. In 2012, what is the type of BRD (bycatch reduction device) you used **most frequently** ? Check the appropriate box below. (See Figure 4.)

- | | | |
|--|---|--|
| <input type="checkbox"/> Jones-Davis | <input type="checkbox"/> Modified Jones-Davis | <input type="checkbox"/> Composite Panel |
| <input type="checkbox"/> Composite Panel with Cone | <input type="checkbox"/> Composite Panel with Square Mesh | |
| <input type="checkbox"/> Extended Funnel | <input type="checkbox"/> Fisheye | <input type="checkbox"/> None (N/A) |

Figure 4. Common Bycatch Reduction Devices. (Use for Question 12.)

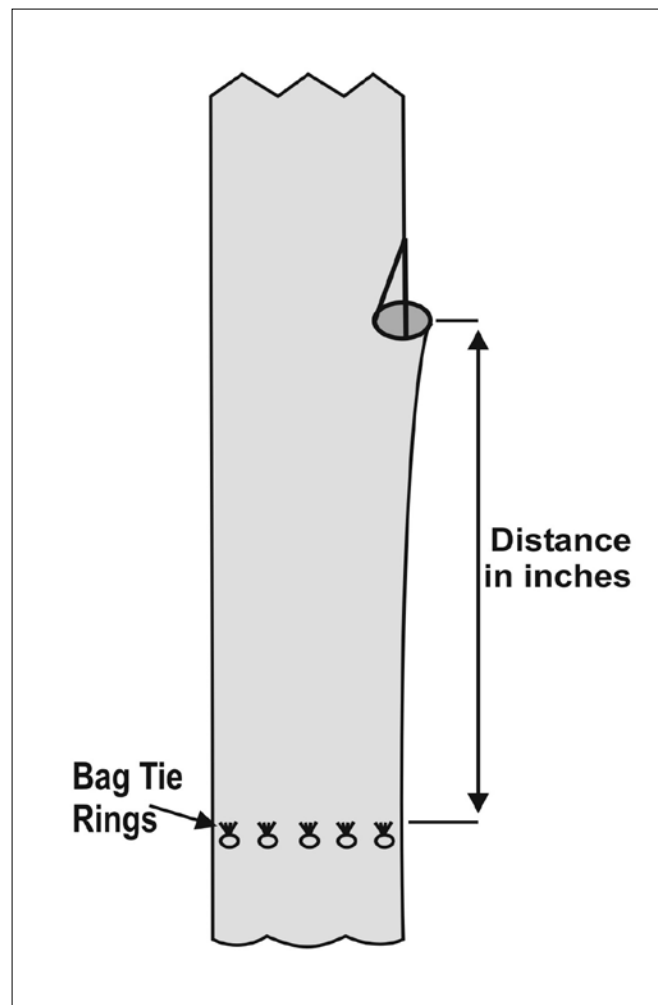


13. If a Fisheye BRD was used, what was the distance from the bag tie off rings to the BRD?

If you did not use a Fisheye BRD, write "N/A" in the blank.
(See Figure 5 for measurement illustration.)

Distance in inches: _____

Figure 5. Illustration on how to measure distance from BRD to tie off rings (Use for Question 13.)



14. In 2012, what Type of TED (turtle excluder device) did you use **most frequently**?
Please check only one code.

_____ Single Grid Hard TED →→→ (Questions 15 - 19 and question 27)
 _____ Parker Soft TED →→→→→ (Questions 20 - 21 and question 27)
 _____ Hooped Hard TED →→→→→ (Questions 22 - 26 and question 27)
 _____ None (N/A) →→→→→→→ (Question 27)

SINGLE GRID HARD TED

If you most frequently used a Single Grid Hard TED in 2012, answer questions 15 – 19.

15. What was the **most frequently** used **Grid Style**? Check only one code.

☐ A = Bent Bar
☐ B = Matagorda
☐ C = Weedless
☐ D = Georgia
☐ E = Fixed Angle

16. What was the **Grid Size (width x height)** of your Single Grid Hard TED? The measurement is the measurement of the outside frame of the TED.

_____ inches x _____ inches

17. What was the **Opening Size** of your Single Grid Hard TED?
Check the most frequently used Opening Size. If other, please specify size in inches.

☐ A = Double Cover (inshore & offshore)
☐ B = 71" (inshore & offshore)
☐ C = 44" (inshore only)
☐ D = Other size opening (please specify) _____ inches

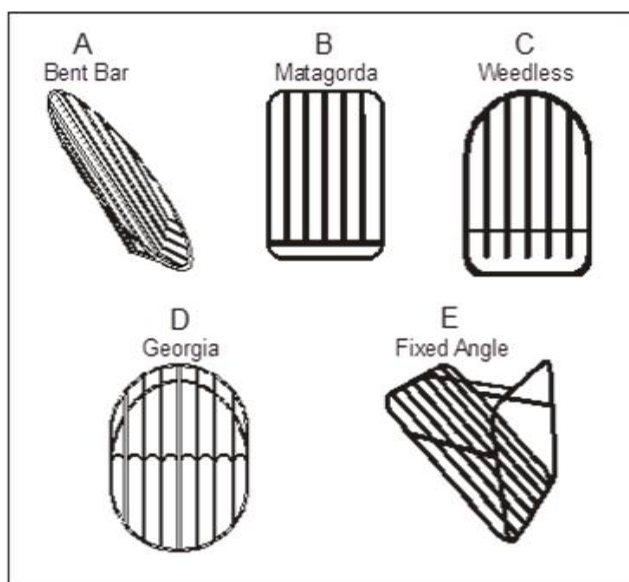
18. What was the **Opening Direction** of your Single Grid Hard TED?
Check the most frequently used direction.

☐ A = Top Opening
☐ B = Bottom Opening
☐ C = Both Top and Bottom Opening

19. Did you use an **Accelerator Funnel** on your Single Grid Hard TED? Check Yes or No.

☐ Yes
☐ No

Go to Question 27 (skip 20 - 26)



PARKER SOFT TED

If you most frequently used a Parker Soft TED in 2012, answer questions 20 and 21.

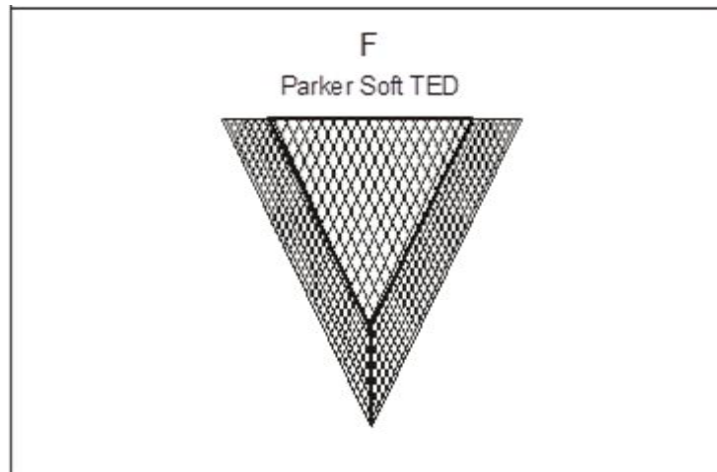
20. What was the **Opening Type/Size** of your Parker Soft TED? **Check the correct opening size.**

- ☐ 1 = 56" cut (inshore only)
☐ 2 = 96" cut (offshore / inshore)
☐ 0 = Other (Please specify) _____ inches

21. Did you use a **flap** on your Parker Soft TED (Offshore Only)? **Check Yes or No.**

- ☐ Yes
☐ No

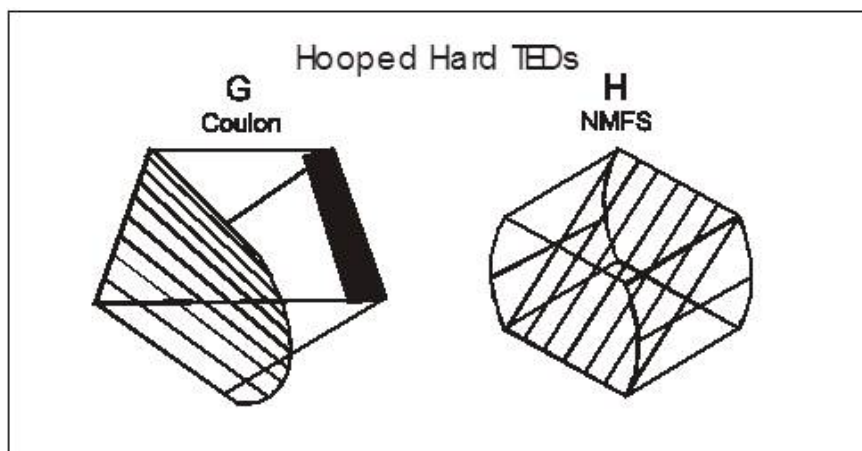
Go to Question 27 (skip 22 - 26)



HOOPED HARD TED

If you most frequently used a Hooped Hard TED in 2012, answer questions 22 - 26.

22. Check your **most frequently** used **Grid Style**. Check only one style.
☐ G = Coulon
☐ H = NMFS
23. What was the **most frequently** used **Frame Size** of your Hooped Hard TED? Check the **minimum size you used**. If other, please specify measurement in inches.
☐ A = Inshore minimum
☐ B = Offshore minimum
☐ C = Other (**provide measurement**) _____ inches
24. What was the **most frequently** used **Opening Size** of your Hooped Hard TED? Check only one **size**. If other, please specify opening size in inches.
☐ A = Double Cover (inshore & offshore)
☐ B = 71" (inshore & offshore)
☐ C = 44" (inshore only)
☐ D = Other size opening (please specify) _____ inches
25. What was the **Opening Direction** of your Hooped Hard TED? Check only one direction.
☐ A = Top Opening
☐ B = Bottom Opening
☐ C = Both Top and Bottom Opening
26. Did you use an **Accelerator Funnel** on your Hooped Hard TED? Check Yes or No.
☐ Yes
☐ No



27. In the list below, please check off the types of **ELECTRONIC** equipment (either in the wheelhouse or mounted on the gear) that were on-board your vessel in 2012. Note that this list contains types of equipment that may not be presently used in the Gulf of Mexico shrimp fishery, but are used in other fisheries for which this type of information is being collected.

Please Check	Item
	Cell phone
	VHF radio
	CB Radio
	Single sideband radio
	Satellite phone
	Fax
	Plotter
	Computer (including software)
	Printer
	Hailer (Boat intercom)
	Loran
	Vessel Tracking System
	Radar
	Global Positioning System (GPS)
	Auto Pilot
	EPIRB
Paper <input type="checkbox"/> Video <input type="checkbox"/> Digital <input type="checkbox"/>	Echo Sounder/Depth Recorder (please check all which you have):
	Electronic Compass
	Satellite Navigation System (SatNav)
	Radio Direction Finder
	Weather Satellite Receiver
	Wind Meter
	Net Fingers
	Temperature Profiling System
	Water Temperature Sensor
	Single direction sonar
	Multiple direction sonar
	Water salinity Sensor
	Other (please specify) _____
	Other (please specify) _____
	Other (please specify) _____
	Other (please specify) _____

Authorized Signature: _____