



OMB Control No. xxxx-xxxx  
Exp: xx/xx/xx



Federal Voting Assistance Program (FVAP)

## *2012 Post-Election Quantitative Voting Survey*

## 2012 Post-Election Quantitative Voting Survey

The Federal Voting Assistance Program (FVAP) administers the requirements of the *Uniformed and Overseas Citizens Absentee Voting Act of 1986 (UOCAVA)*. UOCAVA requires the States and territories to allow these citizens to register and vote in elections for Federal office using absentee voting procedures and provides the authority for the administration of Federal voting assistance responsibilities. FVAP is collecting data to assist with program improvement and to provide a report to Congress regarding the absentee voting process.

### Table of Contents

Agency Disclosure Notice .....	1
Privacy Notice .....	1
Important Terms and Definitions.....	2
Navigating the Excel Spreadsheet .....	3
Survey Questions .....	9
Frequently Asked Questions.....	19

## Agency Disclosure Notice

The public reporting burden for this collection of information is estimated to take approximately 45 minutes for Local Election Officials to two and a half hours for State Election Officials to complete the survey per response depending on how many jurisdictions you are responsible for reporting. This estimate includes time for reviewing the instructions, searching existing data sources, gathering and maintaining the data needed, and completing and reviewing the collection of information. Send comments regarding this burden estimate or any other aspect of this collection of information, including suggestions for reducing the burden, to the Department of Defense, Executive Services Directorate (xxxx-xxxx). Respondents should be aware that notwithstanding any other provision of law, no person shall be subject to any penalty for failing to comply with a collection of information if it does not display a currently valid OMB control number.

## Privacy Notice

**This survey does not collect or use personally identifiable information and is not retrieved by personal identifier. Therefore, the information collected is not subject to the Privacy Act of 1974, as amended (5 U.S.C. § 552a).**

**This notice informs you of the purpose of the 2012 Post-Election Voting Surveys and how the findings of these surveys will be used. Please read it carefully.**

**AUTHORITY:** The authority to solicit the information requested in this survey is contained in the Uniformed and Overseas Citizens Absentee Voting Act as modified by the Military and Overseas Voter Empowerment Act, 42 United States Code, Section 1973ff, and Executive Order 12642.

**PRINCIPAL PURPOSE:** This survey is conducted by the Federal Voting Assistance Program (FVAP), which informs and educates United States citizens covered by the Uniformed and Overseas Absentee Voting Act (UOCAVA). The UOCAVA covers members of the Uniformed Services and Merchant Marines, their family members, and citizens residing outside the United States. Reports will be provided to the President and to Congress.

**ROUTINE USES:** None.

**DISCLOSURE:** Providing information on this survey is voluntary. Depending on how many jurisdictions you are responsible for the survey takes approximately 45 minutes to two and a half hours to complete. There is no penalty to you or your office if you choose not to respond. However, maximum participation is encouraged so that the data will be complete and representative.

**SURVEY ELIGIBILITY AND POTENTIAL BENEFITS:** A sample of voting jurisdictions, including the District of Columbia and the U.S. territories, were selected to participate in the

survey. There is no direct benefit for your individual participation; however, your responses, when taken together with the responses from all the other Election Officials, will make a difference by helping to identify areas where the absentee voting process can be improved.

**STATEMENT OF RISK:** The data collection procedures are not expected to involve any risk or discomfort to you. The only risk to you is accidental or unintentional disclosure of the data you provide. However, the government and its contractors have a number of policies and procedures to ensure that survey data are safe and protected. Government and contractor staff members have been trained to protect client identity and are subject to civil penalties for violating your confidentiality.

**If you experience any difficulties taking the survey, please contact the Survey Processing Center by sending an e-mail to [dodhra.mc-alex.DMDC.mbx.leo-survey@mail.mil](mailto:dodhra.mc-alex.DMDC.mbx.leo-survey@mail.mil) or call, toll-free, 1-800-881-5307. If you have concerns about your rights as a research participant, please contact the OUSD (P&R) Research Regulatory Oversight Office at 703-575-2677/703-575-3536 or e-mail [R2O2@tma.osd.mil](mailto:R2O2@tma.osd.mil).**

Once you submit the survey, if you desire to withdraw your answers, please notify the Survey Processing Center prior to February 15, 2013. Please include in the e-mail or phone message your name and Ticket Number. Unless withdrawn, partially completed survey data may be used after that date.

## Important Terms and Definitions

Questions on the survey ask you to provide total number of votes, and where applicable, may also ask you to break down your UOCAVA voters into three population categories: Uniformed Services – non-US, Uniformed Services – Domestic, and Overseas Civilians. This enables FVAP to address any possible issues with the associated population and improve the voter's overall voting experience. Below are definitions of each population:

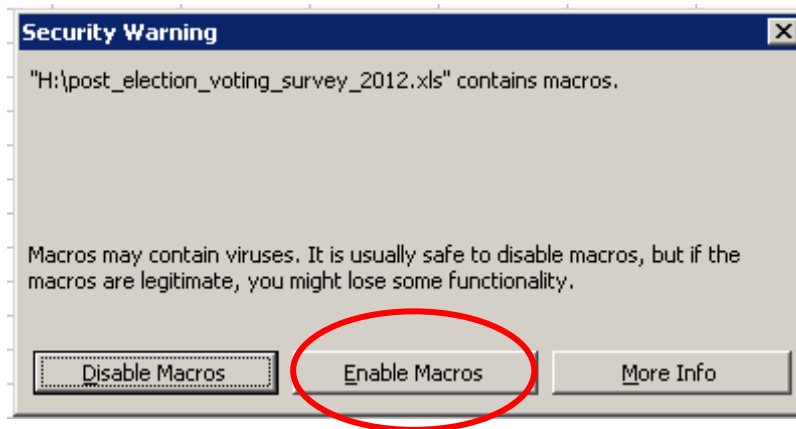
- **Uniformed Service Voter:** Active Duty, Guard or Reserve service members who are over 18 years of age and eligible to vote in U.S. elections. Services include the Army, Navy, Marine Corps, Air Force, Coast Guard, the Commissioned Corps of the Public Health Service, the National Oceanic and Atmospheric Administration, and the Merchant Marine.
  - **Uniformed Service Voter—APO/FPO/non-US Address:** Absent Uniformed Service member residing outside the United States or receiving mail directly at a military installation or through the military postal service agency.
  - **Uniformed Service Voter—Domestic US Address:** Uniformed Service member residing within the United States.
- **Overseas Civilians:** All U.S. citizens residing temporarily or living permanently abroad who are over 18 years of age and eligible to vote in U.S. elections.

## Navigating the Excel Spreadsheet

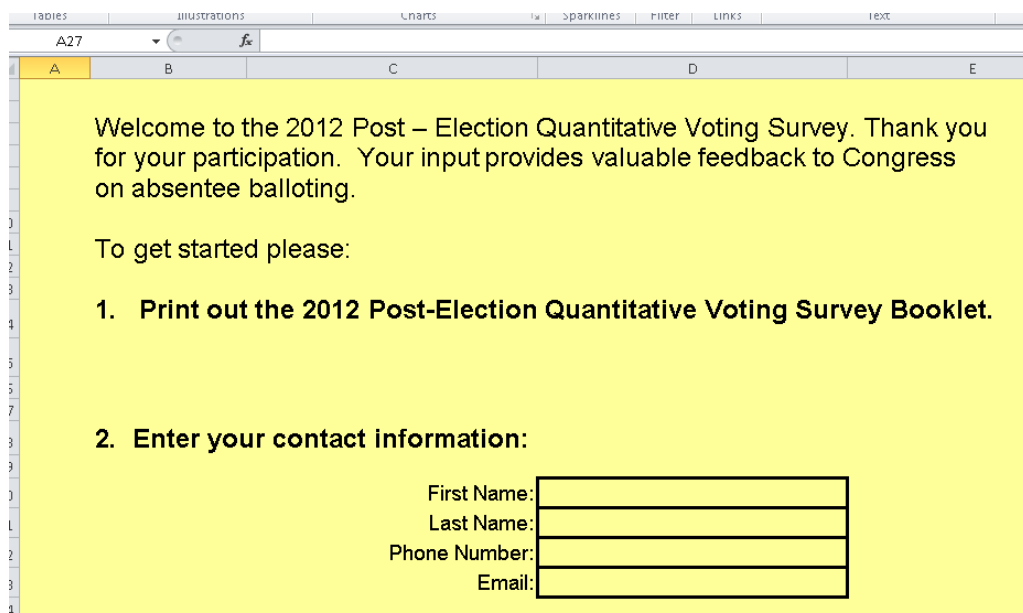
**PLEASE READ ALL INSTRUCTIONS CAREFULLY**

Go to the website <http://www.drksurveys.com/pevsurvey> to download the spreadsheet and save it to your computer.

**Security Warning:** When you open the excel file containing the survey, you will most likely see a security warning (as shown below). **Please enable macros.** There are macros in the spreadsheet that are designed to help you finish the survey more quickly.



**Introduction Worksheet:** Once the survey opens, you will see the yellow welcome screen. Please read and follow the instructions.

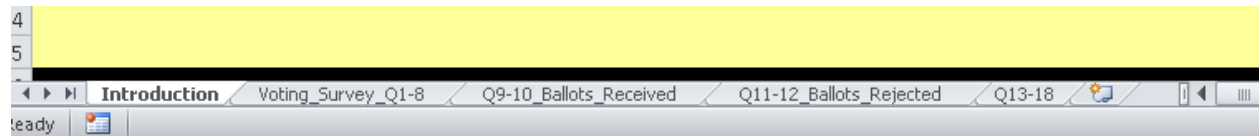


Welcome to the 2012 Post – Election Quantitative Voting Survey. Thank you for your participation. Your input provides valuable feedback to Congress on absentee balloting.

To get started please:

1. **Print out the 2012 Post-Election Quantitative Voting Survey Booklet.**
2. **Enter your contact information:**  
First Name:   
Last Name:   
Phone Number:   
Email:

**Use of Tabs/Worksheets:** Note that there are several tabs at the bottom of the spreadsheet. When you are finished entering your contact information on the “Introduction” tab, click on the next tab “Voting\_Survey\_Q1-8” to move on to the first set of questions in the survey. To move between all sections of the survey, simply click on the tabs at the bottom of the screen—the tabs are labeled with the question numbers that are presented on that worksheet (e.g., questions 9 and 10 are on the worksheet with the tab labeled “Q9-10\_Ballots\_Received”). Please be sure to visit all five tabs to complete all survey questions.



**Entering Data:** After you click on the tab for questions 1 through 8, you will see the data entry worksheet. As you enter data into the spreadsheet for each question, the cells will turn green indicating you have answered that item.

**For State Election Officials,** note that the selected jurisdiction(s) are listed in alphabetical order, along with the associated FIPS/geographic codes. Please enter the data for each jurisdiction on the row with that jurisdiction’s name.

**For Local Election Officials,** your specific jurisdiction name will not be present in the worksheet. Please add your jurisdiction name where you see “[Insert Jurisdiction Name]” and enter the data for each question on the subsequent columns.

	A	B	C	D	E	F	G	H
1	FIPS (Census Geographic Code)	Jurisdiction	1	2	2a		2b	
2					<input type="checkbox"/> No Data ALL		<input type="checkbox"/> No Data ALL	
3	000000000	Albany	10000	Y/N	Data		Data	
4	000000001	Boise		Y/N	Data		Data	
5	000000002	Chattanooga		Y/N	Data		Data	
6	000000003	Detriot		Y/N	Data		Data	
7	000000004	Essex		Y/N	Data		Data	
8	000000005	Falls		Y/N	Data		Data	

**What to Do If You Don't Collect Certain Data:** For all questions within the survey that ask you to enter numeric data, the following "No Data" feature is available.

### No Data Feature

Some jurisdictions may not collect data in the specific breakout that is being requested. If your jurisdiction does not collect data for a question, click on the corresponding drop down list and select "No Data" for that question. The adjacent cell where data would have been entered will turn grey and will be locked. If you make a mistake, select "Data" from the drop down list and the adjacent cell will unlock and turn white allowing you to enter data.

The default value for the Data/No Data drop down lists is "Data". However, occasionally no value shows as the default. This is NOT a problem. If you do not have data for that question, click the cell and chose "No Data". If you do have data for that question, simply enter the data into the question's cell.

**Note to States:** If you are a State Election Official answering for all the listed jurisdictions in your state and none of your jurisdictions collect data for the question, click the "No Data ALL" checkbox at the top of the column of the question you do not collect data for.

The screenshot shows a survey form interface. At the top, there is a yellow header bar containing a checkbox labeled "No Data ALL". Below this, there is a dropdown menu with a downward arrow. The dropdown menu is open, showing two options: "Data" (highlighted in blue) and "No Data" (highlighted in white). To the right of the dropdown menu, there is a greyed-out cell with the text "Dat".

The screenshot shows a survey form interface. At the top, there is a yellow header bar containing a checkbox labeled "No Data ALL". Below this, there is a dropdown menu with a downward arrow. The dropdown menu is open, showing two options: "Data" (highlighted in white) and "No Data" (highlighted in blue). To the right of the dropdown menu, there is a greyed-out cell.

**IMPORTANT NOTE:** The "No Data" feature is only to be used if the data is not collected at all in your jurisdiction. Do not use "No Data" or "No Data ALL" options to indicate zeroes. If your jurisdiction collects the data requested, but the answer to the question is zero, please enter "0" for that question.

## Tips on How to Answer Questions 2 and 6

### Answering Question 2:

When you click on the cell for question 2, a drop down list will appear. Please select either “Yes” or “No”—please do not leave the cell as “Y/N”.

1	2	2a	
		<input type="checkbox"/> No Data ALL	<input type="checkbox"/> No
10000	Y/N	data	Enter data for question 2 here. See page 1 of the instruction booklet.
	Y/N	data	
	No	data	
	Y/N	Data	

### Answering Question 6:

This question asks for a date. If you know the **exact date**, simply enter it in the empty cell for question 6.

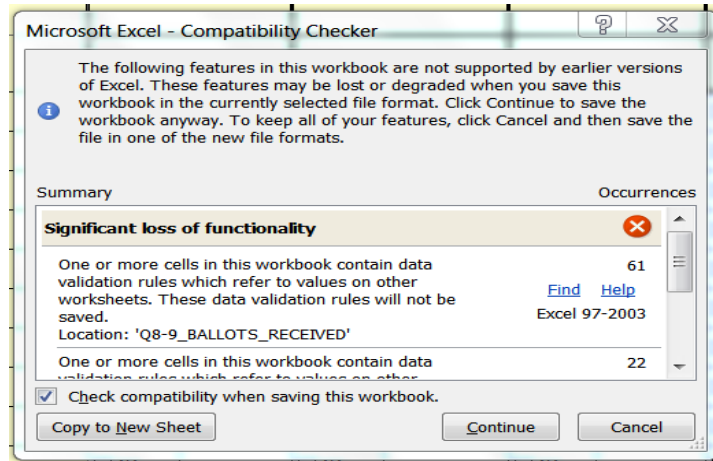
If you only know an **approximate date**, click on the cell that is labeled “Exact Date” and select “Approximate” from the drop down list, and enter the approximate date in the empty cell.

6	
Exact Date	11/1

Approximate	11/1	Dat
Exact Date		
Approximate		



**Please save your work often.** When saving the worksheet, Microsoft Excel 2007 and 2010 users may see the warning below. Please click "Continue". This error does not affect your survey.



### Submitting Your Completed Spreadsheet

When you are finished with all questions (1-18) for all of your jurisdictions, please go back to the survey website (<http://www.dracsurveys.com/pevsurvey>) and upload your completed survey. Please do not upload your survey until you are confident that the survey is complete and accurate. Please keep a copy of your spreadsheet on your computer for your records.



## VOTER REGISTRATION

1. Enter the total number of persons in your jurisdiction who were **registered and eligible** to vote in the November 2012 General Election. *This number should represent your best calculation of the total number of people who could have cast a ballot in the election. Include active and inactive voters, special categories of voters with extended deadlines (e.g., returning military), and any persons who may have registered to vote on Election Day.*

Voter Registration	Registered and Eligible Voters	
TOTAL (all voters)	1.	

**TIP:** Active voters are fully eligible and have no additional processing requirements prior to voting. Inactive voters remain eligible to vote, but require address verification under the provisions of the National Voter Registration Act.

**DEFINITION:** Uniformed and Overseas Citizens Absentee Voting Act (UOCAVA) voters are members of the Uniformed Services, their spouses and dependents who are absent from their normal voting residence, and civilians living overseas.

2. Does your jurisdiction contain any voters who were covered by the Uniformed and Overseas Citizens Absentee Voting Act (UOCAVA) in the November 2012 General Election?

- Yes
- No → There are no further questions in the survey for this voting jurisdiction

Enter the total number of **registered and eligible** voters in your jurisdiction who were covered by the Uniformed and Overseas Citizens Absentee Voting Act (UOCAVA) in the November 2012 General Election for the following groups. *The number reported here should include all UOCAVA voters you can identify (including both active and inactive UOCAVA voters), whether they registered and/or requested a ballot through the Federal Post Card Application (FPCA) or some other means.*

Voter Registration	Registered and Eligible UOCAVA Voters	
TOTAL (all UOCAVA voters)	2a.	
Uniformed Service Voters— APO/FPO/non-US Address	2b.	
Uniformed Service Voters— Domestic US Address	2c.	
Overseas Civilians	2d.	

**TIP:** One method for collecting the data would be to count the total number of FPCAs received plus those who may have used a state-prescribed absentee ballot application listing an overseas or APO/FPO address and were also treated as a UOCAVA voter. This will also assist with distributing the classifications across the eligibility groups.

Note: Where applicable, please select "No data" on the spreadsheet for each corresponding item if you do not collect the data you are being asked to provide.

**FEDERAL POST CARD APPLICATIONS (FPCAS)**

3. Enter the total number of Federal Post Card Applications (FPCAs) that your jurisdiction received in support of the 2012 General Election for the following groups. *FPCAs are Federal forms that states and local offices are required to accept from voters covered by UOCAVA. Please provide the official count of the total number of absentee ballot requests submitted using the FPCAs that were processed for the 2012 General Election.*

FPCAs—Received	TOTAL FPCAs Received	
TOTAL (all UOCAVA voters)	3a.	
Uniformed Service Voters— APO/FPO/non-US Address	3b.	
Uniformed Service Voters— Domestic US Address	3c.	
Overseas Civilians	3d.	

4. Of the total number of Federal Post Card Applications (FPCAs) that your jurisdiction received (as reported in Question 3), how many were rejected for the following groups? *Rejected FPCAs are those that did not meet the full eligibility requirements for triggering the transmission of a blank ballot and/or the registration of the individual. Reasons might include missing information, lack of signature, missed deadlines, or overall ineligibility.*

FPCAs—Rejected	TOTAL FPCAs Rejected	
TOTAL (all UOCAVA voters)	4a.	
Uniformed Service Voters— APO/FPO/non-US Address	4b.	
Uniformed Service Voters— Domestic US Address	4c.	
Overseas Civilians	4d.	

Note: Where applicable, please select "No data" on the spreadsheet for each corresponding item if you do not collect the data you are being asked to provide.

5. Of the total number of Federal Post Card Applications (FPCAs) that your jurisdiction rejected (as reported in Question 4), how many were rejected because they were received after your jurisdiction’s absentee ballot request deadline? Please tell us how many FPCAs were rejected because they missed a deadline, either in terms of qualifying for a full ballot (as a temporary registration) or failing to meet the qualification deadline for receiving any ballot.

FPCAs—Rejected	FPCAs Rejected After Deadline	
TOTAL (all UOCAVA voters)	5.	

**UOCAVA ABSENTEE BALLOT TRANSMISSION**

**DEFINITION:** The Military and Overseas Voter Empowerment Act (MOVE Act) requires a mailing date of 45 days prior to the election for transmitting ballots to military and overseas voters on record as requesting a ballot for the election. For many states and jurisdictions the ballots may have been transmitted earlier.

6. Enter the date that your jurisdiction first began transmitting regular absentee ballots to UOCAVA voters for the November 2012 General Election. Please provide the exact date your jurisdiction began mailing the ballots. If you do not know the exact date, please enter an approximate date and select “Approximate” on the spreadsheet.

Month	Day	Approximate Date?
		<input type="checkbox"/>

Note: Where applicable, please select “No data” on the spreadsheet for each corresponding item if you do not collect the data you are being asked to provide.

7. How many UOCAVA absentee ballots did your jurisdiction **transmit** to UOCAVA voters using the following modes of transmission, before and after the 45-day deadline? *FVAP is interested in identifying, particularly over time, the way UOCAVA voters receive their ballots. This question refers to the way ballots are actually transmitted to the voter, not the way the requests for the ballots were received by your office.*

**TIPS:**

- The term “postal” applies to all balloting materials shipped from your office using the USPS or any private courier shipping services (e.g., FedEx, UPS, and DHL).
- Please note the distinction in the options between ballots transmitted via e-mail (usually as an attachment) and those transmitted through a Web-based online tool.
- This question requests a breakdown of the number of ballots transmitted before and after the 45-day deadline. This will assist FVAP with identifying overall patterns in the number of ballots that are received early or arrive close to the election.

Ballots—Transmitted	TOTAL Transmitted		Postal Mail		Fax		E-mail		Online tool	
	7a.		7a1.		7a2.		7a3.		7a4.	
TOTAL (all UOCAVA voters)										
SENT <b>BEFORE</b> the 45-Day Deadline	7b.		7b1.		7b2.		7b3.		7b4.	
SENT <b>AFTER</b> the 45-Day Deadline	7c.		7c1.		7c2.		7c3.		7c4.	

8. Of the total number of UOCAVA absentee ballots that your jurisdiction transmitted (as reported in Question 7), how many were **returned as undeliverable** by the following modes of transmission? *Ballots returned as undeliverable are returned by the Postal Service either because the recipient has moved or the address was incorrect. Only ballots designated by the Postal Service as undeliverable should be included in the numbers reported here.*

Ballots—Returned	TOTAL Returned as Undeliverable		Postal Mail		Fax		E-mail		Online tool	
	8a.		8a1.		8a2.		8a3.		8a4.	
TOTAL (all UOCAVA voters)										

Note: Where applicable, please select “No data” on the spreadsheet for each corresponding item if you do not collect the data you are being asked to provide.

**UOCAVA ABSENTEE BALLOTS RECEIVED**

**DEFINITION:** Received ballots are ballots that are returned by the voter to the election office, regardless of whether those ballots are ultimately counted.

9. How many UOCAVA absentee ballots were received by your jurisdiction in support of the 2012 General Election? *Exclude Federal Write-In Absentee Ballots (FWABs) from your totals.*

<b>Ballots—Received</b>	<b>TOTAL Ballots Received</b>	
TOTAL (all UOCAVA voters)	9a.	
Uniformed Service Voters— APO/FPO/non-US Address	9b.	
Uniformed Service Voters— Domestic US Address	9c.	
Overseas Civilians	9d.	

10. How many UOCAVA absentee ballots were received using the following modes of transmission, before and after the 45-day deadline? *Exclude Federal Write-In Absentee Ballots (FWABs) from your totals. Note: The total entered in 10a should be the same number entered in 9a.*

<b>Ballots—Received</b>	<b>TOTAL Received</b>		<b>Postal Mail</b>		<b>Fax</b>		<b>E-mail</b>		<b>Online tool</b>	
TOTAL (all UOCAVA voters)	10a.		10a1.		10a2.		10a3.		10a4.	
SENT <b>BEFORE</b> the 45-Day Deadline	10b.		10b1.		10b2.		10b3.		10b4.	
SENT <b>AFTER</b> the 45-Day Deadline	10c.		10c1.		10c2.		10c3.		10c4.	

Note: Where applicable, please select "No data" on the spreadsheet for each corresponding item if you do not collect the data you are being asked to provide.

**UOCAVA ABSENTEE BALLOTS REJECTED**

**11. Of the total number of UOCAVA absentee ballots that your jurisdiction received (as reported in Question 9), how many were rejected for the following groups?** *Rejected ballots are ballots that were received by the local election office, but were rejected due to a failure to meet statutory deadlines or criteria (e.g., signatures did not match, ballot received after statutory deadline, ballot already on file, etc.). Exclude Federal Write-In Absentee Ballots (FWABs) from your totals.*

<b>Ballots—Rejected</b>	<b>TOTAL Ballots Rejected</b>	
TOTAL (all UOCAVA voters)	11a.	
Uniformed Service Voters— APO/FPO/non-US Address	11b.	
Uniformed Service Voters— Domestic US Address	11c.	
Overseas Civilians	11d.	

**12. Of the total number of UOCAVA absentee ballots that were rejected in your jurisdiction (as reported in Question 11), how many were rejected because they were received after the statutory deadline by the following modes of transmission, before and after the 45-day deadline?** *FVAP is interested in identifying, particularly over time, the way UOCAVA voters receive and return their ballots. This question refers to the way ballots are received and rejected because they were received after the State ballot receipt deadline. Exclude Federal Write-In Absentee Ballots (FWABs) from your totals.*

**TIP:** UOCAVA requires election officials to transmit blank ballots 45 days prior to a Federal election to any UOCAVA voter who has previously requested an absentee ballot for that election.

<b>Ballots—Rejected</b>	<b>TOTAL Rejected Because Received After the Statutory Deadline</b>		<b>Postal Mail</b>		<b>Fax</b>		<b>E-mail</b>		<b>Online tool</b>	
TOTAL (all UOCAVA voters)	12a.		12a1.		12a2.		12a3.		12a4.	
SENT <b>BEFORE</b> the 45-Day Deadline	12b.		12b1.		12b2.		12b3.		12b4.	
SENT <b>AFTER</b> the 45-Day Deadline	12c.		12c1.		12c2.		12c3.		12c4.	

Note: Where applicable, please select "No data" on the spreadsheet for each corresponding item if you do not collect the data you are being asked to provide.



**UOCAVA ABSENTEE BALLOTS COUNTED**

**13. How many UOCAVA absentee ballots were counted in your jurisdiction by the following modes of transmission, before and after the 45-day deadline?** *A counted ballot is a ballot that was reviewed for conformance and transmitted to counting teams for acceptance. This is an assessment on the overall acceptance of these ballots, not an assessment on voter intent of the returned ballots. Exclude Federal Write-In Absentee Ballots (FWABs) from your totals.*

<b>Ballots—Counted</b>	<b>TOTAL Counted</b>		<b>Postal Mail</b>		<b>Fax</b>		<b>E-mail</b>		<b>Online tool</b>	
TOTAL (all UOCAVA voters)	13a.		13a1.		13a2.		13a3.		13a4.	
SENT <b>BEFORE</b> the 45-Day Deadline	13b.		13b1.		13b2.		13b3.		13b4.	
SENT <b>AFTER</b> the 45-Day Deadline	13c.		13c1.		13c2.		13c3.		13c4.	

**FEDERAL WRITE-IN ABSENTEE BALLOTS (FWABS)**

**DEFINITION:** Federal Write-In Absentee Ballots (FWABs) are, according to UOCAVA, write-in ballots created for citizens who “have made a timely application for, but have not received their regular ballot from the state or territory, subject to certain conditions.” The FWAB is an official form prescribed by the Federal Voting Assistance Program (FVAP).

**14. Enter the total number of Federal Write-In Absentee Ballots (FWABs) received from UOCAVA voters in your jurisdiction for the following groups.** *As an FVAP-prescribed form, this question will determine the overall effectiveness and usage of this form as an emergency backup ballot.*

<b>FWABs—Received</b>	<b>TOTAL FWABs Received</b>	
TOTAL (all UOCAVA voters)	14a.	
Uniformed Service Voters— APO/FPO/non-US Address	14b.	
Uniformed Service Voters— Domestic US Address	14c.	
Overseas Civilians	14d.	

Note: Where applicable, please select “No data” on the spreadsheet for each corresponding item if you do not collect the data you are being asked to provide.

**15. Of the total number of Federal Write-In Absentee Ballots (FWABs) received from UOCAVA voters in your jurisdiction (as reported in Question 14), how many were rejected for the following groups?** *Rejected FWABs are ballots that are rejected due to information that is incomplete or does not comply with state law based on the information presented on the outside of the returned envelope. Please exclude those FWABs that were rejected, or not processed, due to the return of the official ballot from the voter. This is an assessment on the overall acceptance of these ballots, not an assessment on voter intent of the returned ballots.*

<b>FWABs—Rejected</b>	<b>TOTAL FWABs Rejected</b>	
TOTAL (all UOCAVA voters)	15a.	
Uniformed Service Voters— APO/FPO/non-US Address	15b.	
Uniformed Service Voters— Domestic US Address	15c.	
Overseas Civilians	15d.	

**16. Of the total number of Federal Write-In Absentee Ballots (FWABs) received from UOCAVA voters in your jurisdiction that were rejected (as reported in Question 15), how many were rejected because they were received after the ballot receipt deadline?** *This question refers to those ballots that were rejected because they were received after the State-prescribed deadline for the acceptance of FWABs.*

<b>FWABs—Rejected</b>	<b>Rejected After Deadline</b>	
TOTAL (all UOCAVA voters)	16.	

**17. Of the total number of Federal Write-In Absentee Ballots (FWABs) received from UOCAVA voters in your jurisdiction that were rejected (as reported in Question 15), how many were rejected because the voter’s regular absentee ballot was received and counted?** *Some voters can receive a regular absentee ballot because they requested one through regular channels or because they filled out a FWAB. This question refers to ballots that were received as a result of a FWAB request and that were rejected, or not processed, because that same voter sent another ballot in by “regular” absentee channels.*

<b>FWABs—Rejected</b>	<b>Regular Ballot Already Received and Counted</b>	
TOTAL (all UOCAVA voters)	17.	

Note: Where applicable, please select “No data” on the spreadsheet for each corresponding item if you do not collect the data you are being asked to provide.

**18. Enter the total number of Federal Write-In Absentee Ballots (FWABs) received from UOCAVA voters that were counted in your jurisdiction for the following groups.** *A counted FWAB is a ballot that was reviewed for conformance and transmitted to counting teams for acceptance. This is an assessment on the overall acceptance of these ballots, not an assessment on voter intent of the returned ballots.*

FWABs—Counted	TOTAL FWABs Counted	
TOTAL (all UOCAVA voters)	18a.	
Uniformed Service Voters— APO/FPO/non-US Address	18b.	
Uniformed Service Voters— Domestic US Address	18c.	
Overseas Civilians	18d.	

Note: Where applicable, please select “No data” on the spreadsheet for each corresponding item if you do not collect the data you are being asked to provide.



## Frequently Asked Questions

### **What is the purpose of this survey?**

This survey is sponsored by the Federal Voting Assistance Program (FVAP), a program office within the Department of Defense. It is being administered by the Defense Manpower Data Center (DMDC), another Department of Defense agency. The purpose of this survey is to collect data from the local election offices in regards to the absentee balloting process during the 2012 General Election.

### **Why is this survey being conducted?**

The Federal Voting Assistance Program (FVAP) administers the requirements of the *Uniformed and Overseas Citizens Absentee Voting Act of 1986 (UOCAVA)*. UOCAVA requires the States and territories to allow members of the Uniformed Services and citizens living overseas to register and vote in elections for Federal office using absentee voting procedures. FVAP is collecting data to assist with program improvement and to provide a report to Congress regarding the absentee voting process.

### **What is the survey used for, and why are my responses important?**

Under federal law, the Federal Voting Assistance Program is required to conduct an assessment on the voting participation rates for military and overseas civilian voters to determine the effectiveness of its efforts. The FVAP uses the data it collects in multiple ways, including:

- Tailoring its programs and focusing its resources to best aid military and overseas civilian voters and their dependents to register to vote, receive ballots in a timely fashion, and cast those ballots in a secure and reliable way.
- Understanding the experiences of these voters and the local election offices so that FVAP can seek solutions to the obstacles that both face in voter registration and absentee ballot process.
- Providing reliable data to policy makers, advocates, scholars and the general public.

### **I already completed a similar survey for the U.S. Election Assistance Commission (EAC). Some of the questions appear similar. Why do I have to complete the FVAP survey?**

FVAP and the EAC are working together to integrate their data collections starting in 2014. In the meantime, FVAP modified its 2012 survey to reduce burden wherever possible. FVAP's survey differs significantly from the EAC survey as it asks for more information on the specific elements of the UOCAVA population as well as the effectiveness of the 45-day mailing requirement for absentee ballots.

**Am I required to complete it?**

Unlike the EAC survey, states are not required to report UOCAVA data to the federal government. However, in order to fulfill its federal mandate, FVAP must collect data from states and/or local elections officials.

**What should I do if I cannot provide complete answers?**

We understand that not all states or local offices collect data in the way requested by the survey. Please provide as much data as you can. This might involve providing totals where breakdowns are not available. In short, we want as much data as you can provide.

**Why is some of the information broken down into before- and after- the 45-day deadline for transmitting ballots?**

FVAP understands that some ballots transmitted by election offices have little chance of being returned because they are requested very late in the election cycle. In order to better understand which ballots are returned, FVAP is collecting data on ballots transmitted before the federally-mandated MOVE Act 45-day deadline and those that are transmitted afterwards.

**What should I do if I have questions about completing the survey?**

FVAP is here to help. For questions regarding completion of the survey, please contact the Survey Processing Center at 1-800-881-5307 or send an e-mail to [dodhra.mc-alex.DMDC.mbx.leo-survey@mail.mil](mailto:dodhra.mc-alex.DMDC.mbx.leo-survey@mail.mil). For questions regarding the content of the survey, please contact FVAP directly by emailing [vote@fvap.gov](mailto:vote@fvap.gov) or calling 1-800-438-VOTE (8683).

**Where can I go for more information or more assistance in completing the survey?**

FVAP and DMDC have developed detailed instructions that might help clarify each question. If you need additional help, please contact FVAP directly by emailing [vote@fvap.gov](mailto:vote@fvap.gov) or calling 1-800-438-VOTE (8683).