

## Urinary Tract Infection (UTI) Event for LTCF

**Introduction:** The urinary tract is one of the most common sites of healthcare-associated infections, accounting for 20-30% of infections reported by long-term care facilities (LTCFs). In the LTC resident, risk factors for developing bacteriuria and UTI include age-related physiologic changes to the genitourinary tract, comorbid conditions resulting in neurogenic bladder, and instrumentation required to manage bladder voiding. The point prevalence of asymptomatic bacteriuria in LTC residents can range from 25-50%. Although the incidence of symptomatic UTI is lower, it still comprises a significant proportion of infections manifesting in LTCFs and results in a large amount of antibiotic use.

Though prevalence of indwelling urinary catheter use in LTCFs is lower than in the acute care setting, catheter-associated UTI (CAUTI) can lead to such complications as cystitis, pyelonephritis, bacteremia, and septic shock. These complications associated with CAUTI can result in decline in resident function and mobility, acute care hospitalizations, and increased mortality. Prevention of CA-UTIs is discussed in the CDC/HICPAC document, *Guideline for Prevention of Catheter-associated Urinary Tract Infections*.

**Settings:** UTI event reporting is currently available for certified skilled nursing facilities/nursing homes (LTC:SNF) and intermediate/chronic care facilities for the developmentally disabled (LTC:DevDis). Infection surveillance should be performed facility-wide.

NOTE: If a resident is transferred to an acute care facility for suspected UTI, it is important to report this transfer into NHSN. No additional indwelling catheter days are reported after the day of transfer.

NOTE: If a resident is transferred from an acute care facility and develops signs/symptoms of a UTI within the first 3 calendar days of admission to the LTCF, it would be considered present at the time of transfer to the LTCF and not attributed to the LTCF. It should be reported back to the transferring facility.

**Requirements:** Surveillance for UTI is performed facility-wide for at least six consecutive calendar months as indicated in the *Monthly Reporting Plan for LTCF* (CDC 57.141).

### Definitions:

Urinary tract infections (UTI) are defined using Symptomatic UTI (SUTI) criteria or Asymptomatic Bacteremic UTI (ABUTI) criteria (Figures and Table 1). All UTI (SUTI or ABUTI) are reported, regardless of whether a catheter is in place or not. Catheter-associated SUTIs (CA-SUTI) are captured if the resident had an indwelling urinary catheter at the time of or within 48 hours before onset of a SUTI event. NOTE: There is no minimum period of time that the catheter must be in place in order for the UTI to be considered catheter-associated.

Indwelling catheter: a drainage tube that is inserted into the urinary bladder *through the urethra*, is left in place, and is connected to a closed collection system; also called a Foley catheter. Indwelling catheters do not include straight in-and-out catheters or suprapubic catheters. Only catheter days among residents with indwelling catheters will be captured as a separate denominator. UTIs in residents with suprapubic catheters will be captured as SUTI, not CA-SUTI.

**Numerator Data:** The *Urinary Tract Infection (UTI) for LTCF Form* (CDC 57.140) is used to collect and report each SUTI, ABUTI or CA-SUTI that is identified during the month selected for surveillance. The *Instructions for Completion of Urinary Tract Infection for LTCF Form* (Tables of Instructions, Tables XX) includes brief instructions for collection and entry of each data element on the form. The UTI form includes resident demographic information and information on whether or not a catheter was present. Additional data include the specific criteria met for identifying the UTI, whether the resident developed a secondary bloodstream infection, whether the resident was transferred to an acute care facility for any reason or died from any cause within 30 days of the UTI event, and the organisms isolated from cultures and their antimicrobial susceptibilities.

**Denominator data:** Device days and resident days are used for denominators (See Chapter 16 Key Terms). Urinary catheter days, the monthly sum of the number of residents with an indwelling catheter each day, are collected daily, at the same time each day, for all residents in the facility using the Denominators for LTCF Locations form (CDC 57.142). These daily counts are summed and only the total for the month is entered into NHSN. Indwelling catheter days and resident days are collected every month for the entire facility. None of the following, suprapubic catheters, in/out straight catheters or condom catheters should be included when counting indwelling catheter days.

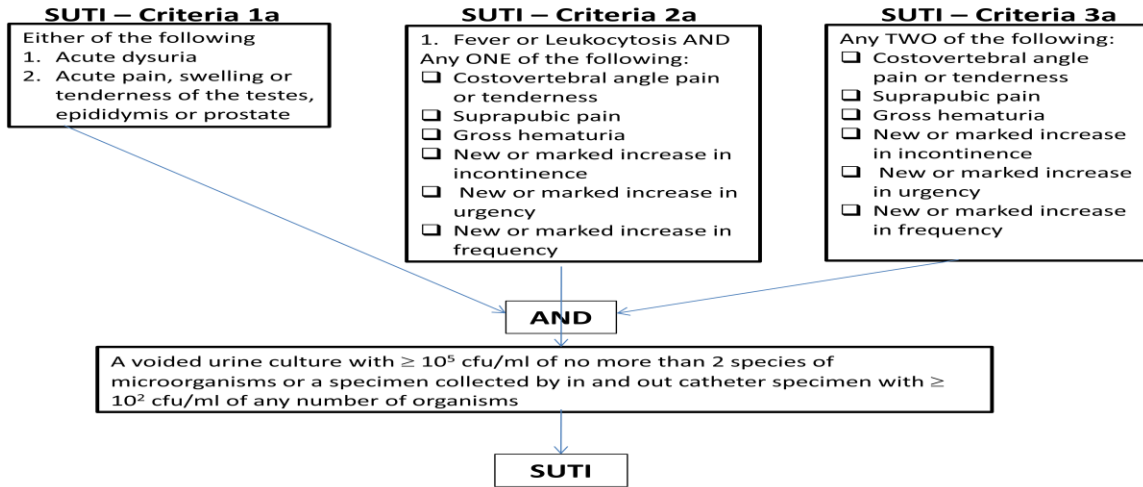
**Data Analyses:**

The SUTI incidence rate per 1000 resident days is calculated by dividing the number of SUTIs by the number of resident days and multiplying by 1000. Only SUTIs which are NOT catheter associated will be included in the SUTI incidence rate.

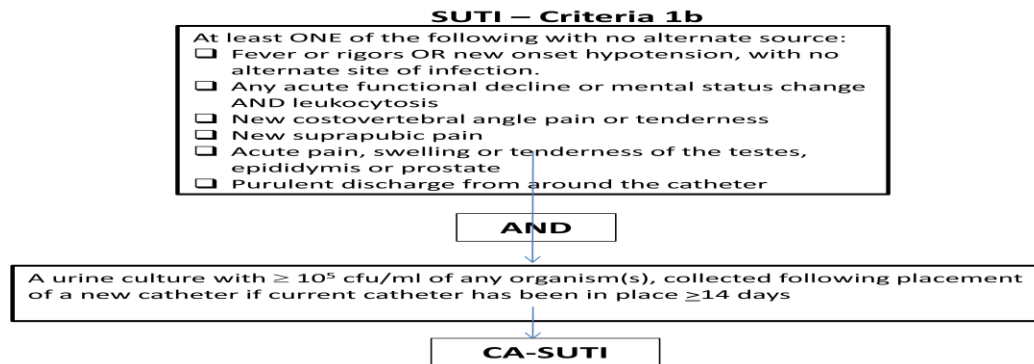
CA-SUTI incidence rate per 1000 urinary catheter days is calculated by dividing the number of CA-SUTIs by the number of urinary catheter days and multiplying the result by 1000. Only SUTIs which develop at the time an indwelling catheter is in place or <48 hours from catheter removal will contribute to the CA-UTI rate.

The Urinary Catheter Utilization Ratio is calculated by dividing the number of urinary catheter days by the number of resident days.

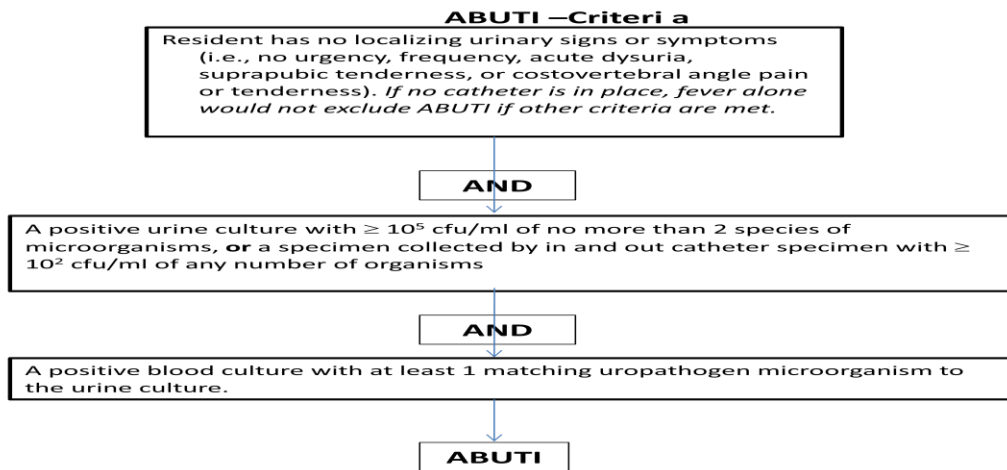
**Resident without an indwelling catheter:**



**Resident with an indwelling catheter:**



**Resident with or without an indwelling catheter:**



- Fever: Single temperature  $\geq 37.8^\circ\text{C}$  ( $>100^\circ\text{F}$ ), or  $>37.2^\circ\text{C}$  ( $>99^\circ\text{F}$ ) on repeated occasions, or an increase of  $>1.1^\circ\text{C}$  ( $>2^\circ\text{F}$ ) over baseline
- Leukocytosis ( $>14,000$  cells/mm<sup>3</sup>), or Left shift ( $>6\%$  or 1,500 bands/mm<sup>3</sup>)

Table 1

Criterion	<b>Symptomatic Urinary Tract Infection (SUTI)</b> <i>For residents without an indwelling catheter:</i>
1a	<p>Acute dysuria or acute pain, swelling, or tenderness of the testes, epididymis, or prostate</p> <p><b><u>AND</u></b></p> <p>A positive urine culture with <math>\geq 10^5</math> cfu/ml of no more than 2 species of microorganisms, <b>or</b> a specimen collected by in and out catheterization with <math>\geq 10^2</math> cfu/ml of any number of organisms.</p>
2a	<p>Fever [Single temperature <math>\geq 37.8^\circ\text{C}</math> (<math>&gt;100^\circ\text{F}</math>), or <math>&gt;37.2^\circ\text{C}</math> (<math>&gt;99^\circ\text{F}</math>) on repeated occasions, or an increase of <math>&gt;1.1^\circ\text{C}</math> (<math>&gt;2^\circ\text{F}</math>) over baseline] <b>OR</b> Leukocytosis (<math>&gt;14,000</math> cells/mm<sup>3</sup>) or Left shift (<math>&gt;6\%</math> or 1,500 bands/mm<sup>3</sup>)</p> <p><b><u>AND</u></b></p> <p>At least <b>one</b> of the following: Acute costovertebral angle pain or tenderness, suprapubic pain, or gross hematuria, new or marked increase in incontinence, urgency, or frequency</p> <p><b><u>AND</u></b></p> <p>A positive urine culture with <math>\geq 10^5</math> cfu/ml of no more than 2 species of microorganisms, <b>or</b> a specimen collected by in and out catheter specimen with <math>\geq 10^2</math> cfu/ml of any number of organisms.</p>
3a	<p><b>Two or more</b> of the following:            Costovertebral angle pain or tenderness, new or marked increase in incontinence, urgency, frequency, suprapubic pain, or new gross hematuria</p> <p><b><u>AND</u></b></p> <p>A positive urine culture with <math>\geq 10^5</math> cfu/ml of no more than 2 species of microorganisms, <b>or</b> a specimen collected by in and out catheter specimen with <math>\geq 10^2</math> cfu/ml of any number of organisms.</p>

Criterion	<b>Symptomatic Urinary Tract Infection (SUTI) – CA-SUTI</b> <i>For residents with an indwelling catheter (or removed within 48 hrs):</i>
1b.	<p>Any <b>one</b> of the following:</p> <ul style="list-style-type: none"> <li>a. Fever, rigors OR new onset hypotension, with no alternate site of infection.</li> <li>b. Either acute change in mental status or acute functional decline with no alternate diagnosis <i>and</i> leukocytosis</li> <li>c. New onset suprapubic pain or costovertebral angle pain or tenderness</li> <li>d. Purulent discharge from around the catheter or acute pain, swelling, or tenderness of the testes, epididymis, or prostate.</li> </ul> <p><b><u>AND</u></b></p> <p>Urine specimen <math>\geq 10^5</math> cfu/ml of any organism(s) collected following placement of a new catheter (if current catheter has been in place <math>\geq 14</math> days)</p>
Criterion	<b>Asymptomatic Bacteremic Urinary Tract Infection (ABUTI)</b>
1	<p>Resident with or without an indwelling urinary catheter has no signs or symptoms (i.e., no urgency, frequency, acute dysuria, suprapubic tenderness, or costovertebral angle pain or tenderness). <i>If no catheter is in place, fever alone would not exclude ABUTI if other criteria are met.</i></p> <p><b><u>AND</u></b></p> <p>A positive urine culture with <math>\geq 10^5</math> cfu/ml of no more than 2 species of microorganisms, <b>or</b> a specimen collected by in and out catheter specimen with <math>\geq 10^2</math> cfu/ml of any number of organisms</p> <p><b><u>AND</u></b></p> <p>A positive blood culture with at least 1 matching uropathogen microorganism to the urine culture.</p> <p>**Uropathogen microorganisms are: Gram-negative bacilli, <i>Staphylococcus</i> spp., yeasts, beta-hemolytic <i>Streptococcus</i> spp., <i>Enterococcus</i> spp., <i>G. vaginalis</i>, <i>Aerococcus urinae</i>, and <i>Corynebacterium</i> (urease positive).</p>