




Training Materials

Recording Plant Observations

usanpn.org



1. Select a site
2. Select plant and animal species
3. Select individual plants
4. Mark your site and plants
5. Record your observations of animals
- 6. Record your observations of plants**
7. Report your data online





nature's
notebook



- **Plants:** repeat observations of the same individual plants
- **Animals:** create a checklist for your site, look and listen for all species each time you visit

Observation considerations

- Phenophases to observe
- Frequency of observations
- Special considerations
- Site visit details



Observation considerations

Cover Sheet

Directions:

On this Cover Sheet, please report information to describe each day you visit the site. On the Animal Checklist, please list the species of animals you are looking for at the site and record whether or not you saw or heard that species on each visit. On the Plant and Animal Phenophase Datasheets, please record the phenophases you observed on each visit for your individual plants and your animal species.

Below, please fill in the date of your site visit in the first row. Then, estimate your contribution of time to the project for that date, separating the time it took you to travel to the site and the time you spent making observations on plants and animals once you arrived at the site. If you are observing animals, report the time you specifically spent searching for animals and circle the appropriate letter for your observation method:

- w – walking: a single pass or transect through your site
- s – stationary: standing or sitting at a single point
- a – area search: multiple passes through your site

If there is snow on the ground or in the canopy (treetops), please make a note of it in the third section and estimate the percent of the ground at your site that the snow is covering. After each visit, please enter the information from these datasheets online.



Site: _____
Year: _____
Observer: _____

	Date:	Date:	Date:	Date:	Date:	Date:	Date:	Date:	Date:	Date:	Date:	Date:	Date:	Date:	Date:
Report your contribution of time															
Time spent observing	hr min	hr min	hr min	hr min	hr min	hr min	hr min	hr min	hr min	hr min	hr min	hr min	hr min	hr min	hr min
Time spent in travel	hr min	hr min	hr min	hr min	hr min	hr min	hr min	hr min	hr min	hr min	hr min	hr min	hr min	hr min	hr min
Report your animal observation methods															
Time spent looking for animals	hr min	hr min	hr min	hr min	hr min	hr min	hr min	hr min	hr min	hr min	hr min	hr min	hr min	hr min	hr min
Animal survey method	w s a	w s a	w s a	w s a	w s a	w s a	w s a	w s a	w s a	w s a	w s a	w s a	w s a	w s a	w s a
Report on snow															
Is there snow on the ground?	y n ?	y n ?	y n ?	y n ?	y n ?	y n ?	y n ?	y n ?	y n ?	y n ?	y n ?	y n ?	y n ?	y n ?	y n ?
% of ground covered															
Is there snow in the canopy?	y n ?	y n ?	y n ?	y n ?	y n ?	y n ?	y n ?	y n ?	y n ?	y n ?	y n ?	y n ?	y n ?	y n ?	y n ?
Check when data entered online:	<input type="checkbox"/>	<input type="checkbox"/>	<input type="checkbox"/>	<input type="checkbox"/>	<input type="checkbox"/>	<input type="checkbox"/>	<input type="checkbox"/>	<input type="checkbox"/>	<input type="checkbox"/>	<input type="checkbox"/>	<input type="checkbox"/>	<input type="checkbox"/>	<input type="checkbox"/>	<input type="checkbox"/>	<input type="checkbox"/>
Comments:															



Phenophases to observe:

Check plant profile page:

http://www.usanpn.org/species_search

Which phenophases should I observe?



Leaves

Do you see...?

Breaking leaf buds

One or more breaking leaf buds are visible on the plant. A leaf bud is considered "breaking" once a green leaf tip is visible at the end of the bud, but before the first leaf from the bud has unfolded to expose the leaf stalk (petiole) or leaf base. For *Acer rubrum*, leaf tips may appear reddish.

How many buds are breaking?

Less than 3

3 to 10

More than 10

More...

Leaves

One or more live unfolded leaves are visible on the plant. A leaf is considered "unfolded" once the leaf stalk (petiole) or leaf base is visible. New small leaves may need to be bent backwards to see whether the leaf stalk or leaf base is visible. Do not include dried or dead leaves.

Phenophases to observe:

Flowers

Do you see...?

Flowers

One or more fresh flowers or flower heads (inflorescences) are visible on the plant. Flower heads include many small flowers that usually do not open all at once. Do not include wilted or dried flowers that remain on the plant, or heads whose flowers have all wilted or dried.

How many fresh flowers or flower heads are present?

Less than 3

3 to 10

More than 10

Open flowers

One or more open fresh flowers are visible on the plant. Flowers are considered "open" when the reproductive parts (male stamens or female pistils) are visible between unfolded or open flower parts. Do not include wilted or dried flowers that remain on the plant.

How many fresh flowers are open?

Less than 3

3 to 10

More than 10

Peak flower: The plant has a large number of flowers and one half (50%) or more are open and still fresh.

Phenophases to observe:

Fruits

Do you see...?

Fruits

One or more fresh fruits are visible on the plant.

How many fresh fruits are present?

Less than 3

3 to 10

More than 10

Ripe fruits

One or more ripe fruits are visible on the plant.

How many fruits are ripe?

Less than 3

3 to 10

More than 10

Recent fruit drop

One or more fresh mature fruits or seeds have dropped or been removed from the plant since your last visit. Do not include obviously immature fruits that have dropped before ripening, such as in a heavy rain or wind.

How many mature fruits have dropped?

Less than 3

3 to 10

More than 10

More...

Which phenophases should I observe?



Leaves

Do you see...?

Breaking leaf buds

One or more breaking leaf buds are visible on the plant. A leaf bud is considered "breaking" once a green leaf tip is visible at the end of the bud, but before the first leaf from the bud has unfolded to expose the leaf stalk (petiole) or leaf base. For *Acer rubrum*, leaf tips may appear reddish.

How many buds are breaking?

Less than 3

3 to 10

More than 10

More...

Leaves

One or more live unfolded leaves are visible on the plant. A leaf is considered "unfolded" once the leaf stalk (petiole) or leaf base is visible. New small leaves may need to be bent backwards to see whether the leaf stalk or leaf base is visible. Do not include dried or dead leaves.

Trees and shrubs

Deciduous (with pollen)

Breaking leaf buds

One or more breaking leaf buds are visible on the plant. A leaf bud is considered "breaking" once a green leaf tip is visible at the end of the bud, but before the first leaf from the bud has unfolded to expose the leaf stalk (petiole) or leaf base. How many buds are breaking? Less than 3 (<3); 3 to 10 (3-10); More than 10 (>10)

Leaves

One or more live unfolded leaves are visible on the plant. A leaf is considered "unfolded" once the leaf stalk (petiole) or leaf base is visible. New small leaves may need to be bent backwards to see whether the leaf stalk or leaf base is visible. Do not include dried or dead leaves. What proportion of the canopy is full with leaves? Less than 5% (<5); 5-24%; 25-49%; 50-74%; 75-94%; 95% or more (95+)

Increasing leaf size

A majority of leaves on the plant have not yet reached their full size and are still growing larger. Do not include new leaves that continue to emerge at the ends of elongating stems throughout the growing season. What proportion of full size are most leaves? Less than 25% (<25); 25-49%; 50-74%; 75-94%; 95% or more (95+)

Colored leaves

One or more leaves (including any that have recently fallen from the plant) have turned to their late-season colors. What proportion of the canopy is still full with green leaves? 95% or more (95+); 75-94%; 50-74%; 25-49%; 5-24%; Less than 5% (<5)

Falling leaves

One or more leaves are falling or have recently fallen from the plant.

Flowers

One or more fresh flowers or flower heads (inflorescences) are visible on the plant. Flower heads include many small flowers that usually do not open all at once. Do not include wilted or dried flowers that remain on the plant, or heads whose flowers have all wilted or dried. How many fresh flowers or flower heads are present? Less than 3 (<3); 3 to 10 (3-10); More than 10 (>10)

Open flowers

One or more open fresh flowers are visible on the plant. Flowers are considered "open" when the reproductive parts (male stamens or female pistils) are visible between unfolded or open flower parts. Do not include wilted or dried flowers that remain on the plant. How many fresh flowers are open? Less than 3 (<3); 3 to 10 (3-10); More than 10 (>10); Peak flower (P): The plant has a large number of flowers and one half (50%) or more are open and still fresh.

Pollen release

One or more flowers on the plant release pollen when gently shaken or blown. How many flowers release pollen? Less than 3 (<3); 3 to 10 (3-10); More than 10 (>10); Peak pollen (P): The plant has a large number of flowers and one half (50%) or more release pollen.

Fruits

One or more fresh fruits are visible on the plant.

Plant Phenophase Datasheet

Directions: Fill in the date in the top row and circle the appropriate letter in the column below.

y (phenophase is occurring);

n (phenophase is not occurring);

? (not certain if the phenophase is occurring).

Do not circle anything if you did not check for the phenophase. In the adjacent blank, write in the appropriate measure of intensity or abundance for this phenophase (see left-hand column for details).



Species: Red maple

Plant Nickname: Red maple-1

Site: My Back Yard

Year: 2011

Observer: USA-NPN fan

Do you see...?	Date:	Date:	Date:	Date:	Date:
Breaking leaf buds	y n ? _____	y n ? _____	y n ? _____	y n ? _____	y n ? _____
Leaves	y n ? _____	y n ? _____	y n ? _____	y n ? _____	y n ? _____
Increasing leaf size	y n ? _____	y n ? _____	y n ? _____	y n ? _____	y n ? _____
Colored leaves	y n ? _____	y n ? _____	y n ? _____	y n ? _____	y n ? _____
Falling leaves	y n ? _____	y n ? _____	y n ? _____	y n ? _____	y n ? _____
Flowers	y n ? _____	y n ? _____	y n ? _____	y n ? _____	y n ? _____
Open flowers	y n ? _____	y n ? _____	y n ? _____	y n ? _____	y n ? _____
Pollen release	y n ? _____	y n ? _____	y n ? _____	y n ? _____	y n ? _____
Fruits	y n ? _____	y n ? _____	y n ? _____	y n ? _____	y n ? _____
Ripe fruits	y n ? _____	y n ? _____	y n ? _____	y n ? _____	y n ? _____
Recent fruit drop	y n ? _____	y n ? _____	y n ? _____	y n ? _____	y n ? _____
Check when data entered online:	<input type="checkbox"/>	<input type="checkbox"/>	<input type="checkbox"/>	<input type="checkbox"/>	<input type="checkbox"/>

Comments:

Trees and shrubs

Deciduous (with pollen)

Breaking leaf buds

One or more breaking leaf buds are visible on the plant. A leaf bud is considered "breaking" once a green leaf tip is visible at the end of the bud, but before the first leaf from the bud has unfolded to expose the leaf stalk (petiole) or leaf base. How many buds are breaking? Less than 3 (<3); 3 to 10 (3-10); More than 10 (>10)

Leaves

One or more live unfolded leaves are visible on the plant. A leaf is considered "unfolded" once the leaf stalk (petiole) or leaf base is visible. New small leaves may need to be bent backwards to see whether the leaf stalk or leaf base is visible. Do not include dried or dead leaves. What proportion of the canopy is full with leaves? Less than 5% (<5); 5-24%; 25-49%; 50-74%; 75-94%; 95% or more (95+)

Increasing leaf size

A majority of leaves on the plant have not yet reached their full size and are still growing larger. Do not include new leaves that continue to emerge at the ends of elongating stems throughout the growing season. What proportion of full size are most leaves? Less than 25% (<25); 25-49%; 50-74%; 75-94%; 95% or more (95+)

Colored leaves

One or more leaves (including any that have recently fallen from the plant) have turned to their late-season colors. What proportion of the canopy is still full with green leaves? 95% or more (95+); 75-94%; 50-74%; 25-49%; 5-24%; Less than 5% (<5)

Falling leaves

One or more leaves are falling or have recently fallen from the plant.

Flowers

One or more fresh flowers or flower heads (inflorescences) are visible on the plant. Flower heads include many small flowers that usually do not open all at once. Do not include wilted or dried flowers that remain on the plant, or heads whose flowers have all wilted or dried. How many fresh flowers or flower heads are present? Less than 3 (<3); 3 to 10 (3-10); More than 10 (>10)

Open flowers

One or more open fresh flowers are visible on the plant. Flowers are considered "open" when the reproductive parts (male stamens or female pistils) are visible between unfolded or open flower parts. Do not include wilted or dried flowers that remain on the plant. How many fresh flowers are open? Less than 3 (<3); 3 to 10 (3-10); More than 10 (>10); Peak flower (P): The plant has a large number of flowers and one half (50%) or more are open and still fresh.

Pollen release

One or more flowers on the plant release pollen when gently shaken or blown. How many flowers release pollen? Less than 3 (<3); 3 to 10 (3-10); More than 10 (>10); Peak pollen (P): The plant has a large number of flowers and one half (50%) or more release pollen.

Fruits

One or more fresh fruits are visible on the plant.

Plant Phenophase Datasheet

Directions: Fill in the date in the top row and circle the appropriate letter in the column below.

y (phenophase is occurring);
n (phenophase is not occurring);
? (not certain if the phenophase is occurring).

Do not circle anything if you did not check for the phenophase. In the adjacent blank, write in the appropriate measure of intensity or abundance for this phenophase (see left-hand column for details).



Species: Red maple
Plant Nickname: Red maple-1
Site: My Back Yard
Year: 2011
Observer: USA-NPN fan

Do you see...?	Date:	Date:	Date:	Date:	Date:
Breaking leaf buds	y n ? ____	y n ? ____	y n ? ____	y n ? ____	y n ? ____
Leaves	y n ? ____	y n ? ____	y n ? ____	y n ? ____	y n ? ____
Increasing leaf size	y ? ____	y n ? ____	y n ? ____	y n ? ____	y n ? ____
Colored leaves	y n ? ____	y n ? ____	y n ? ____	y n ? ____	y n ? ____
Falling leaves	y n ? ____	y n ? ____	y n ? ____	y n ? ____	y n ? ____
Flowers	y n ? ____	y n ? ____	y n ? ____	y n ? ____	y n ? ____
Open flowers	y n ? ____	y n ? ____	y n ? ____	y n ? ____	y n ? ____
Pollen release	y n ? ____	y n ? ____	y n ? ____	y n ? ____	y n ? ____
Fruits	y n ? ____	y n ? ____	y n ? ____	y n ? ____	y n ? ____
Ripe fruits	y n ? ____	y n ? ____	y n ? ____	y n ? ____	y n ? ____
Recent fruit drop	y n ? ____	y n ? ____	y n ? ____	y n ? ____	y n ? ____
Check when data entered online:	<input type="checkbox"/>	<input type="checkbox"/>	<input type="checkbox"/>	<input type="checkbox"/>	<input type="checkbox"/>

Comments:

Trees and shrubs

Deciduous (with pollen)

Breaking leaf buds

One or more breaking leaf buds are visible on the plant. A leaf bud is considered "breaking" once a green leaf tip is visible at the end of the bud, but before the first leaf from the bud has unfolded to expose the leaf stalk (petiole) or leaf base. *How many buds are breaking?* Less than 3 (<3); 3 to 10 (3-10); More than 10 (>10)

Leaves

One or more live unfolded leaves are visible on the plant. A leaf is considered "unfolded" once the leaf stalk (petiole) or leaf base is visible. New small leaves may need to be bent backwards to see whether the leaf stalk or leaf base is visible. Do not include dried or dead leaves. *What proportion of the canopy is full with leaves?* Less than 5% (<5); 5-24% (5-24%); 25-49% (25-49%); 50-74% (50-74%); 75-94% (75-94%); 95% or more (95+)

Increasing leaf size

A majority of leaves on the plant have not yet reached their full size and are still growing larger. Do not include new leaves that continue to emerge at the ends of elongating stems throughout the growing season. *What proportion of full size are most leaves?* Less than 25% (<25); 25-49% (25-49%); 50-74% (50-74%); 75-94% (75-94%); 95% or more (95+)

Colored leaves

One or more leaves (including any that have recently fallen from the plant) have turned to their late-season colors. *What proportion of the canopy is still full with green leaves?* 95% or more (95+); 75-94% (75-94%); 50-74% (50-74%); 25-49% (25-49%); 5-24% (5-24%); Less than 5% (<5)

Falling leaves

One or more leaves are falling or have recently fallen from the plant.

Flowers

One or more fresh flowers or flower heads (inflorescences) are visible on the plant. Flower heads include many small flowers that usually do not open all at once. Do not include wilted or dried flowers that remain on the plant, or heads whose flowers have all wilted or dried. *How many fresh flowers or flower heads are present?* Less than 3 (<3); 3 to 10 (3-10); More than 10 (>10)

Open flowers

One or more open fresh flowers are visible on the plant. Flowers are considered "open" when the reproductive parts (male stamens or female pistils) are visible between unfolded or open flower parts. Do not include wilted or dried flowers that remain on the plant. *How many fresh flowers are open?* Less than 3 (<3); 3 to 10 (3-10); More than 10 (>10); *Peak flower (P): The plant has a large number of flowers and one half (50%) or more are open and still fresh.*

Pollen release

One or more flowers on the plant release pollen when gently shaken or blown. *How many flowers release pollen?* Less than 3 (<3); 3 to 10 (3-10); More than 10 (>10); *Peak pollen (P): The plant has a large number of flowers and one half (50%) or more release pollen.*

Fruits

One or more fresh fruits are visible on the plant.

Plant Phenophase Datasheet

Directions: Fill in the date in the top row and circle the appropriate letter in the column below.

y (phenophase is occurring);
n (phenophase is not occurring);
? (not certain if the phenophase is occurring).

Do not circle anything if you did not check for the phenophase. In the adjacent blank, write in the appropriate measure of intensity or abundance for this phenophase (see left-hand column for details).




Species: Red maple
Plant Nickname: Red maple-1
Site: My Back Yard
Year: 2011
Observer: USA-NPN fan

Do you see...?	Date:	Date:	Date:	Date:	Date:
Breaking leaf buds	y n ? ____	y n ? ____	y n ? ____	y n ? ____	y n ? ____
Leaves	y n ? ____	y n ? ____	y n ? ____	y n ? ____	y n ? ____
Increasing leaf size	y n ? ____	y n ? ____	y n ? ____	y n ? ____	y n ? ____
Colored leaves	y n ? ____	y n ? ____	y n ? ____	y n ? ____	y n ? ____
Falling leaves	y n ? ____	y n ? ____	y n ? ____	y n ? ____	y n ? ____
Flowers	y n ? ____	y n ? ____	y n ? ____	y n ? ____	y n ? ____
Open flowers	y n ? ____	y n ? ____	y n ? ____	y n ? ____	y n ? ____
Pollen release	y n ? ____	y n ? ____	y n ? ____	y n ? ____	y n ? ____
Fruits	y n ? ____	y n ? ____	y n ? ____	y n ? ____	y n ? ____
Ripe fruits	y n ? ____	y n ? ____	y n ? ____	y n ? ____	y n ? ____
Recent fruit drop	y n ? ____	y n ? ____	y n ? ____	y n ? ____	y n ? ____
Check when data entered online:	<input type="checkbox"/>	<input type="checkbox"/>	<input type="checkbox"/>	<input type="checkbox"/>	<input type="checkbox"/>

Comments:


What to look for and record

- **Yes (Y)** – if the phenophase *is* occurring
- **No (N)** – if the phenophase *is not* occurring
- **Uncertain (?)** – if you are *not certain* whether the phenophase is occurring
- Do not record anything if you *did not check* for this phenophase




What to look for and record

- ➔ **Yes (Y)** – if the phenophase *is* occurring
- **No (N)** – if the phenophase *is not* occurring
- **Uncertain (?)** – if you are *not certain* whether the phenophase is occurring
- Do not record anything if you *did not check* for this phenophase





What to look for and record

- **Yes (Y)** – if the phenophase *is* occurring
- ➔ **No (N)** – if the phenophase *is not* occurring
- **Uncertain (?)** – if you are *not certain* whether the phenophase is occurring
- Do not record anything if you *did not check* for this phenophase




What to look for and record

- **Yes (Y)** – if the phenophase *is* occurring
- **No (N)** – if the phenophase *is not* occurring
-  **Uncertain (?)** – if you are *not certain* whether the phenophase is occurring
- Do not record anything if you *did not check* for this phenophase




What to look for and record

- **Yes (Y)** – if the phenophase *is* occurring
 - **No (N)** – if the phenophase *is not* occurring
 - **Uncertain (?)** – if you are *not certain* whether the phenophase is occurring
- ➔ Do not record anything if you *did not check* for this phenophase



What to look for and record

- **Yes (Y)** – if the phenophase *is* occurring
- **No (N)** – if the phenophase *is not* occurring
- **Uncertain (?)** – if you are *not certain* whether the phenophase is occurring
- Do not record anything if you *did not check* for this phenophase





A quick example: Red maple

Do you see...?	Date:	Date:	Date:	Date:	Date:
Breaking leaf buds	y n ? ____	y n ? ____	y n ? ____	y n ? ____	y n ? ____
Leaves	y n ? ____	y n ? ____	y n ? ____	y n ? ____	y n ? ____
Increasing leaf size	y n ? ____	y n ? ____	y n ? ____	y n ? ____	y n ? ____
Colored leaves	y n ? ____	y n ? ____	y n ? ____	y n ? ____	y n ? ____
Falling leaves	y n ? ____	y n ? ____	y n ? ____	y n ? ____	y n ? ____
Flowers	y n ? ____	y n ? ____	y n ? ____	y n ? ____	y n ? ____
Open flowers	y n ? ____	y n ? ____	y n ? ____	y n ? ____	y n ? ____
Pollen release	y n ? ____	y n ? ____	y n ? ____	y n ? ____	y n ? ____
Fruits	y n ? ____	y n ? ____	y n ? ____	y n ? ____	y n ? ____
Ripe fruits	y n ? ____	y n ? ____	y n ? ____	y n ? ____	y n ? ____
Recent fruit drop	y n ? ____	y n ? ____	y n ? ____	y n ? ____	y n ? ____
Check when data entered online:	<input type="checkbox"/>	<input type="checkbox"/>	<input type="checkbox"/>	<input type="checkbox"/>	<input type="checkbox"/>
Comments:					

A quick example: Red maple

Which phenophases should I observe?



Leaves

Do you see...?

Breaking leaf buds

One or more breaking leaf buds are visible on the plant. A leaf bud is considered "breaking" once a green leaf tip is visible at the end of the bud, but before the first leaf from the bud has unfolded to expose the leaf stalk (petiole) or leaf base. For *Acer rubrum*, leaf tips may appear reddish.

How many buds are breaking?

Less than 3

3 to 10

More than 10

[More...](#)

Leaves

One or more live unfolded leaves are visible on the plant. A leaf is considered "unfolded" once the leaf stalk (petiole) or leaf base is visible. New small leaves may need to be bent backwards to see whether the leaf stalk or leaf base is visible. Do not include dried or dead leaves.

What proportion of the canopy is full with leaves?

Less than 5%

5-24%

25-49%

50-74%

75-94%



A quick example: Red maple

Do you see...?	Date: 3/1/2011	Date:	Date:	Date:	Date:
Breaking leaf buds	y n ? >10	y n ? _____	y n ? _____	y n ? _____	y n ? _____
Leaves	y n ? _____	y n ? _____	y n ? _____	y n ? _____	y n ? _____
Increasing leaf size	y n ? _____	y n ? _____	y n ? _____	y n ? _____	y n ? _____
Colored leaves	y n ? _____	y n ? _____	y n ? _____	y n ? _____	y n ? _____
Falling leaves	y n ? _____	y n ? _____	y n ? _____	y n ? _____	y n ? _____
Flowers	y n ? _____	y n ? _____	y n ? _____	y n ? _____	y n ? _____
Open flowers	y n ? _____	y n ? _____	y n ? _____	y n ? _____	y n ? _____
Pollen release	y n ? _____	y n ? _____	y n ? _____	y n ? _____	y n ? _____
Fruits	y n ? _____	y n ? _____	y n ? _____	y n ? _____	y n ? _____
Ripe fruits	y n ? _____	y n ? _____	y n ? _____	y n ? _____	y n ? _____
Recent fruit drop	y n ? _____	y n ? _____	y n ? _____	y n ? _____	y n ? _____
Check when data entered online:	<input type="checkbox"/>	<input type="checkbox"/>	<input type="checkbox"/>	<input type="checkbox"/>	<input type="checkbox"/>
Comments:					



A quick example: Red Maple

Leaves

One or more live unfolded leaves are visible on the plant. A leaf is considered "unfolded" once the leaf stalk (petiole) or leaf base is visible. New small leaves may need to be bent backwards to see whether the leaf stalk or leaf base is visible. Do not include dried or dead leaves.

What proportion of the canopy is full with leaves?

Less than 5%

5-24%

25-49%

50-74%

75-94%

95% or more

More...

Increasing leaf size

A majority of leaves on the plant have not yet reached their full size and are still growing larger. Do not include new leaves that continue to emerge at the ends of elongating stems throughout the growing season.

What proportion of full size are most leaves?



A quick example: Red Maple

Leaves

One or more live unfolded leaves are visible on the plant. A leaf is considered "unfolded" once the leaf stalk (petiole) or leaf base is visible. New small leaves may need to be bent backwards to see whether the leaf stalk or leaf base is visible. Do not include dried or dead leaves.

What proportion of the canopy is full with leaves?

Less than 5%

5-24%

25-49%

50-74%

75-94%

95% or more

More...

Increasing leaf size

A majority of leaves on the plant have not yet reached their full size and are still growing larger. Do not include new leaves that continue to emerge at the ends of elongating stems throughout the growing season.

What proportion of full size are most leaves?



Do you see...?	Date: 3/1/2011	Date:	Date:	Date:	Date:
Breaking leaf buds	y n ? <u>>10</u>	y n ? _____	y n ? _____	y n ? _____	y n ? _____
Leaves	y n ? <u>0</u>	y n ? _____	y n ? _____	y n ? _____	y n ? _____
Increasing leaf size	y n ? _____	y n ? _____	y n ? _____	y n ? _____	y n ? _____
Colored leaves	y n ? _____	y n ? _____	y n ? _____	y n ? _____	y n ? _____
Falling leaves	y n ? _____	y n ? _____	y n ? _____	y n ? _____	y n ? _____
Flowers	y n ? _____	y n ? _____	y n ? _____	y n ? _____	y n ? _____
Open flowers	y n ? _____	y n ? _____	y n ? _____	y n ? _____	y n ? _____
Pollen release	y n ? _____	y n ? _____	y n ? _____	y n ? _____	y n ? _____
Fruits	y n ? _____	y n ? _____	y n ? _____	y n ? _____	y n ? _____
Ripe fruits	y n ? _____	y n ? _____	y n ? _____	y n ? _____	y n ? _____
Recent fruit drop	y n ? _____	y n ? _____	y n ? _____	y n ? _____	y n ? _____
Check when data entered online:	<input type="checkbox"/>	<input type="checkbox"/>	<input type="checkbox"/>	<input type="checkbox"/>	<input type="checkbox"/>
Comments:					



Do you see...?	Date: 3/1/2011	Date:	Date:	Date:	Date:
Breaking leaf buds	y n ? >10	y n ? _____	y n ? _____	y n ? _____	y n ? _____
Leaves	y n ? _____	y n ? _____	y n ? _____	y n ? _____	y n ? _____
Increasing leaf size	y n ? _____	y n ? _____	y n ? _____	y n ? _____	y n ? _____
Colored leaves	y n ? _____	y n ? _____	y n ? _____	y n ? _____	y n ? _____
Falling leaves	y n ? _____	y n ? _____	y n ? _____	y n ? _____	y n ? _____
Flowers	y n ? _____	y n ? _____	y n ? _____	y n ? _____	y n ? _____
Open flowers	y n ? _____	y n ? _____	y n ? _____	y n ? _____	y n ? _____
Pollen release	y n ? _____	y n ? _____	y n ? _____	y n ? _____	y n ? _____
Fruits	y n ? _____	y n ? _____	y n ? _____	y n ? _____	y n ? _____
Ripe fruits	y n ? _____	y n ? _____	y n ? _____	y n ? _____	y n ? _____
Recent fruit drop	y n ? _____	y n ? _____	y n ? _____	y n ? _____	y n ? _____
Check when data entered online:	<input type="checkbox"/>	<input type="checkbox"/>	<input type="checkbox"/>	<input type="checkbox"/>	<input type="checkbox"/>
Comments:					

A quick example: Red maple



Flowers

One or more fresh flowers or flower heads (inflorescences) are visible on the plant. Flower heads include many small flowers that usually do not open all at once. Do not include wilted or dried flowers that remain on the plant, or heads whose flowers have all wilted or dried.

How many fresh flowers or flower heads are present?

Less than 3

3 to 10

More than 10

Open flowers

One or more open fresh flowers are visible on the plant. Flowers are considered "open" when the reproductive parts (male stamens or female pistils) are visible between unfolded or open flower parts. Do not include wilted or dried flowers that remain on the plant.

How many fresh flowers are open?

Less than 3

3 to 10

More than 10

Peak flower: The plant has a large number of flowers and one half (50%) or more are open and still fresh.

Pollen release

One or more flowers on the plant release pollen when gently shaken or blown.

How many flowers release pollen?

Less than 3

3 to 10

More than 10

Peak pollen: The plant has a large number of flowers and one half (50%) or more release pollen.



Do you see...?	Date: 3/1/2011	Date:	Date:	Date:	Date:
Breaking leaf buds	y n ? <u>>10</u>	y n ? _____	y n ? _____	y n ? _____	y n ? _____
Leaves	y n ? _____	y n ? _____	y n ? _____	y n ? _____	y n ? _____
Increasing leaf size	y n ? _____	y n ? _____	y n ? _____	y n ? _____	y n ? _____
Colored leaves	y n ? _____	y n ? _____	y n ? _____	y n ? _____	y n ? _____
Falling leaves	y n ? _____	y n ? _____	y n ? _____	y n ? _____	y n ? _____
Flowers	y n ? <u>>10</u>	y n ? _____	y n ? _____	y n ? _____	y n ? _____
Open flowers	y n ? <u>P</u>	y n ? _____	y n ? _____	y n ? _____	y n ? _____
Pollen release	y n ? _____	y n ? _____	y n ? _____	y n ? _____	y n ? _____
Fruits	y n ? _____	y n ? _____	y n ? _____	y n ? _____	y n ? _____
Ripe fruits	y n ? _____	y n ? _____	y n ? _____	y n ? _____	y n ? _____
Recent fruit drop	y n ? _____	y n ? _____	y n ? _____	y n ? _____	y n ? _____
Check when data entered online:	<input type="checkbox"/>	<input type="checkbox"/>	<input type="checkbox"/>	<input type="checkbox"/>	<input type="checkbox"/>
Comments:					



Flowers

One or more fresh flowers or flower heads (inflorescences) are visible on the plant. Flower heads include many small flowers that usually do not open all at once. Do not include wilted or dried flowers that remain on the plant, or heads whose flowers have all wilted or dried.

How many fresh flowers or flower heads are present?

Less than 3

3 to 10

More than 10

Open flowers

One or more open fresh flowers are visible on the plant. Flowers are considered "open" when the reproductive parts (male stamens or female pistils) are visible between unfolded or open flower parts. Do not include wilted or dried flowers that remain on the plant.

How many fresh flowers are open?

Less than 3

3 to 10

More than 10

Peak flower: The plant has a large number of flowers and one half (50%) or more are open and still fresh.

Pollen release

One or more flowers on the plant release pollen when gently shaken or blown.

How many flowers release pollen?

Less than 3

3 to 10

More than 10

Peak pollen: The plant has a large number of flowers and one half (50%) or more release pollen.



Do you see...?	Date: 3/1/2011	Date:	Date:	Date:	Date:
Breaking leaf buds	y n ? <u>>10</u>	y n ? _____	y n ? _____	y n ? _____	y n ? _____
Leaves	y n ? _____	y n ? _____	y n ? _____	y n ? _____	y n ? _____
Increasing leaf size	y n ? _____	y n ? _____	y n ? _____	y n ? _____	y n ? _____
Colored leaves	y n ? _____	y n ? _____	y n ? _____	y n ? _____	y n ? _____
Falling leaves	y n ? _____	y n ? _____	y n ? _____	y n ? _____	y n ? _____
Flowers	y n ? <u>>10</u>	y n ? _____	y n ? _____	y n ? _____	y n ? _____
Open flowers	y n ? <u>P</u>	y n ? _____	y n ? _____	y n ? _____	y n ? _____
Pollen release	y n ? <u>P</u>	y n ? _____	y n ? _____	y n ? _____	y n ? _____
Fruits	y n ? _____	y n ? _____	y n ? _____	y n ? _____	y n ? _____
Ripe fruits	y n ? _____	y n ? _____	y n ? _____	y n ? _____	y n ? _____
Recent fruit drop	y n ? _____	y n ? _____	y n ? _____	y n ? _____	y n ? _____
Check when data entered online:	<input type="checkbox"/>	<input type="checkbox"/>	<input type="checkbox"/>	<input type="checkbox"/>	<input type="checkbox"/>
Comments:					

A quick example: Red maple



Fruits

Do you see...?

Fruits

One or more fresh fruits are visible on the plant.

How many fresh fruits are present?

Less than 3

3 to 10

More than 10

Ripe fruits

One or more ripe fruits are visible on the plant.

How many fruits are ripe?

Less than 3

3 to 10

More than 10

Recent fruit drop

One or more fresh mature fruits or seeds have dropped or been removed from the plant since your last visit. Do not include obviously immature fruits that have dropped before ripening, such as in a heavy rain or wind.

How many mature fruits have dropped?

Less than 3

3 to 10

More than 10

[More...](#)



Do you see...?	Date: 3/1/2011	Date:	Date:	Date:	Date:
Breaking leaf buds	y n ? >10	y n ? _____	y n ? _____	y n ? _____	y n ? _____
Leaves	y n ? _____	y n ? _____	y n ? _____	y n ? _____	y n ? _____
Increasing leaf size	y n ? _____	y n ? _____	y n ? _____	y n ? _____	y n ? _____
Colored leaves	y n ? _____	y n ? _____	y n ? _____	y n ? _____	y n ? _____
Falling leaves	y n ? _____	y n ? _____	y n ? _____	y n ? _____	y n ? _____
Flowers	y n ? >10	y n ? _____	y n ? _____	y n ? _____	y n ? _____
Open flowers	y n ? P	y n ? _____	y n ? _____	y n ? _____	y n ? _____
Pollen release	y n ? P	y n ? _____	y n ? _____	y n ? _____	y n ? _____
Fruits	y n ? _____	y n ? _____	y n ? _____	y n ? _____	y n ? _____
Ripe fruits	y n ? _____	y n ? _____	y n ? _____	y n ? _____	y n ? _____
Recent fruit drop	y n ? _____	y n ? _____	y n ? _____	y n ? _____	y n ? _____
Check when data entered online:	<input type="checkbox"/>	<input type="checkbox"/>	<input type="checkbox"/>	<input type="checkbox"/>	<input type="checkbox"/>
Comments:					

Cover Sheet

Directions:

On this Cover Sheet, please report information to describe each day you visit the site. On the Animal Checklist, please list the species of animals you are looking for at the site and record whether or not you saw or heard that species on each visit. On the Plant and Animal Phenophase Datasheets, please record the phenophases you observed on each visit for your individual plants and your animal species.

Below, please fill in the date of your site visit in the first row. Then, estimate your contribution of time to the project for that date, separating the time it took you to travel to the site and the time you spent making observations on plants and animals once you arrived at the site. If you are observing animals, report the time you specifically spent searching for animals and circle the appropriate letter for your observation method:

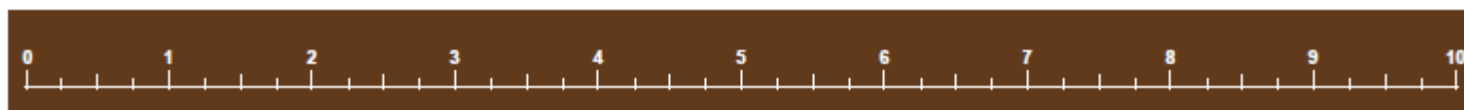
- w – walking: a single pass or transect through your site
- s – stationary: standing or sitting at a single point
- a – area search: multiple passes through your site

If there is snow on the ground or in the canopy (treetops), please make a note of it in the third section and estimate the percent of the ground at your site that the snow is covering. After each visit, please enter the information from these datasheets online.



Site: _____
Year: _____
Observer: _____

	Date:	Date:	Date:	Date:	Date:	Date:	Date:	Date:	Date:	Date:	Date:	Date:	Date:	Date:	Date:
Report your contribution of time															
Time spent observing	hr min	hr min	hr min	hr min	hr min	hr min	hr min	hr min	hr min	hr min	hr min	hr min	hr min	hr min	hr min
Time spent in travel	hr min	hr min	hr min	hr min	hr min	hr min	hr min	hr min	hr min	hr min	hr min	hr min	hr min	hr min	hr min
Report your animal observation methods															
Time spent looking for animals	hr min	hr min	hr min	hr min	hr min	hr min	hr min	hr min	hr min	hr min	hr min	hr min	hr min	hr min	hr min
Animal survey method	w s a	w s a	w s a	w s a	w s a	w s a	w s a	w s a	w s a	w s a	w s a	w s a	w s a	w s a	w s a
Report on snow															
Is there snow on the ground?	y n ?	y n ?	y n ?	y n ?	y n ?	y n ?	y n ?	y n ?	y n ?	y n ?	y n ?	y n ?	y n ?	y n ?	y n ?
% of ground covered															
Is there snow in the canopy?	y n ?	y n ?	y n ?	y n ?	y n ?	y n ?	y n ?	y n ?	y n ?	y n ?	y n ?	y n ?	y n ?	y n ?	y n ?
Check when data entered online:	<input type="checkbox"/>	<input type="checkbox"/>	<input type="checkbox"/>	<input type="checkbox"/>	<input type="checkbox"/>	<input type="checkbox"/>	<input type="checkbox"/>	<input type="checkbox"/>	<input type="checkbox"/>	<input type="checkbox"/>	<input type="checkbox"/>	<input type="checkbox"/>	<input type="checkbox"/>	<input type="checkbox"/>	<input type="checkbox"/>
Comments:															





Observe Plants & Animals

Rescue Historical Data

Share Existing Data

Join Email List

Partner your Organization

Learn About Other Efforts



Making observations

How do I print and use the datasheet packet?

Whenever you click "Create Datasheet (PDF)" or "Create All Datasheets (PDF)" from your [Nature's Notebook Home](#) page, a pdf file with a datasheet packet will be downloaded (or you will be prompted to download it) on your computer. You can then print all or a selection of the datasheets to use for recording your observations in the field. To start out with, we recommend you choose "Create All Datasheets (PDF)" and print the entire packet for your site. The packet includes a Cover Sheet, an Animal Checklist (if you have added animals to your checklist), a Plant Phenophase Datasheet for each individual plant you are observing, and an Animal Phenophase Datasheet for each species of animal you are observing. The purpose of the Cover Sheet is to report information to describe each day you visit the site. The Animal Checklist (if you are observing animals) provides a quick summary of the animal species seen or heard at your site on each date. The subsequent individual plant and animal Phenophase Datasheets are for tracking your phenophase observations for each animal species or each individual plant.

- On the **Cover Sheet**, please record the amount of time you contribute to this project each day in travel to your site and in making observations. Also please record the time you spent specifically looking for animals that day (if you are observing animals), and the method you used to search for them (see instructions on the Cover Sheet). If there is snow at your site, please report whether it is visible on the ground and/or in the canopy (treetops), and estimate the percent of ground it covers. (See also [How should I answer the various 'Time spent' questions?](#))
- On the **Animal Checklist**, please list the species of animals you are looking for at the site, and for each day you visit your site, check the box if you saw or heard that species or if you were unsure whether you saw or heard that species. If you did not see or hear the species, do not check the box.
- On each of the **Plant and Animal Phenophase Datasheets**, please fill out a column for each visit and indicate whether or not you saw or heard each of the phenophases. For Animal Phenophase Datasheets, you do not need to fill out a column for dates that you **did not** see or hear that species, and thus **did not** check the box on the Animal Checklist.

As you fill up and need new datasheets for each plant and animal, you can generate them individually by selecting the plant or animal in the "My Plants & Animals" window in your [Nature's Notebook Home](#) page and clicking on "Create Datasheet (PDF)" under the "Details for this Organism" window. A new datasheet is generated each time, but you may not need to print extras of those if you have already printed a previous plant or animal. You can also click these links to download a

Cover Sheet

Cover Sheet

Cover Sheet

Directions:

On this Cover Sheet, please report information to describe each day you visit the site. On the Animal Checklist, please list the species of animals you are looking for at the site and record whether or not you saw or heard that species on each visit. On the Plant and Animal Phenophase Datasheets, please record the phenophases you observed on each visit for your individual plants and your animal species.

Below, please fill in the date of your site visit in the first row. Then, estimate your contribution of time to the project for that date, separating the time it took you to travel to the site and the time you spent making observations on plants and animals once you arrived at the site. If you are observing animals, report the time you specifically spent searching for animals and circle the appropriate letter for your observation method:

- w – walking: a single pass or transect through your site
- s – stationary: standing or sitting at a single point
- a – area search: multiple passes through your site

If there is snow on the ground or in the canopy (treetops), please make a note of it in the third section and estimate the percent of the ground at your site that the snow is covering. After each visit, please enter the information from these datasheets online.



Site: _____
Year: _____
Observer: _____

	Date:	Date:	Date:	Date:	Date:	Date:	Date:	Date:	Date:	Date:	Date:	Date:	Date:	Date:	Date:
Report your contribution of time															
Time spent observing	hr min	hr min	hr min	hr min	hr min	hr min	hr min	hr min	hr min	hr min	hr min	hr min	hr min	hr min	hr min
Time spent in travel	hr min	hr min	hr min	hr min	hr min	hr min	hr min	hr min	hr min	hr min	hr min	hr min	hr min	hr min	hr min
Report your animal observation methods															
Time spent looking for animals	hr min	hr min	hr min	hr min	hr min	hr min	hr min	hr min	hr min	hr min	hr min	hr min	hr min	hr min	hr min
Animal survey method	w s a	w s a	w s a	w s a	w s a	w s a	w s a	w s a	w s a	w s a	w s a	w s a	w s a	w s a	w s a
Report on snow															
Is there snow on the ground?	y n ?	y n ?	y n ?	y n ?	y n ?	y n ?	y n ?	y n ?	y n ?	y n ?	y n ?	y n ?	y n ?	y n ?	y n ?
% of ground covered															
Is there snow in the canopy?	y n ?	y n ?	y n ?	y n ?	y n ?	y n ?	y n ?	y n ?	y n ?	y n ?	y n ?	y n ?	y n ?	y n ?	y n ?
Check when data entered online:	<input type="checkbox"/>	<input type="checkbox"/>	<input type="checkbox"/>	<input type="checkbox"/>	<input type="checkbox"/>	<input type="checkbox"/>	<input type="checkbox"/>	<input type="checkbox"/>	<input type="checkbox"/>	<input type="checkbox"/>	<input type="checkbox"/>	<input type="checkbox"/>	<input type="checkbox"/>	<input type="checkbox"/>	<input type="checkbox"/>
Comments:															



Cover Sheet

Directions:

On this Cover Sheet, please report information to describe each day you visit the site. On the Animal Checklist, please list the species of animals you are looking for at the site and record whether or not you saw or heard that species on each visit. On the Plant and Animal Phenophase Datasheets, please record the phenophases you observed on each visit for your individual plants and your animal species.

Below, please fill in the date of your site visit in the first row. Then, estimate your contribution of time to the project for that date, separating the time it took you to travel to the site and the time you spent making observations on plants and animals once you arrived at the site. If you are observing animals, report the time you specifically spent searching for animals and circle the appropriate letter for your observation method:

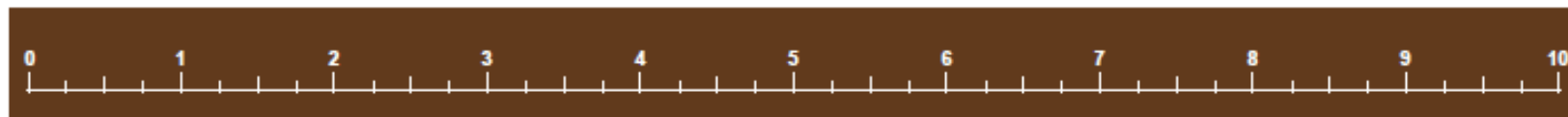
- w – walking: a single pass or transect through your site
- s – stationary: standing or sitting at a single point
- a – area search: multiple passes through your site

If there is snow on the ground or in the canopy (treetops), please make a note of it in the third section and estimate the percent of the ground at your site that the snow is covering. After each visit, please enter the information from these datasheets online.



Site: _____
Year: _____
Observer: _____

	Date:	Date:	Date:	Date:	Date:	Date:	Date:	Date:	Date:	Date:	Date:	Date:	Date:	Date:	Date:
Report your contribution of time															
Time spent observing	hr min	hr min	hr min	hr min	hr min	hr min	hr min	hr min	hr min	hr min	hr min	hr min	hr min	hr min	hr min
Time spent in travel	hr min	hr min	hr min	hr min	hr min	hr min	hr min	hr min	hr min	hr min	hr min	hr min	hr min	hr min	hr min
Report your animal observation methods															
Time spent looking for animals	hr min	hr min	hr min	hr min	hr min	hr min	hr min	hr min	hr min	hr min	hr min	hr min	hr min	hr min	hr min
Animal survey method	w s a	w s a	w s a	w s a	w s a	w s a	w s a	w s a	w s a	w s a	w s a	w s a	w s a	w s a	w s a
Report on snow															
Is there snow on the ground?	y n ?	y n ?	y n ?	y n ?	y n ?	y n ?	y n ?	y n ?	y n ?	y n ?	y n ?	y n ?	y n ?	y n ?	y n ?
% of ground covered															
Is there snow in the canopy?	y n ?	y n ?	y n ?	y n ?	y n ?	y n ?	y n ?	y n ?	y n ?	y n ?	y n ?	y n ?	y n ?	y n ?	y n ?
Check when data entered online:	<input type="checkbox"/>	<input type="checkbox"/>	<input type="checkbox"/>	<input type="checkbox"/>	<input type="checkbox"/>	<input type="checkbox"/>	<input type="checkbox"/>	<input type="checkbox"/>	<input type="checkbox"/>	<input type="checkbox"/>	<input type="checkbox"/>	<input type="checkbox"/>	<input type="checkbox"/>	<input type="checkbox"/>	<input type="checkbox"/>
Comments:															





Cover Sheet

Directions:

On this Cover Sheet, please report information to describe each day you visit the site. On the Animal Checklist, please list the species of animals you are looking for at the site and record whether or not you saw or heard that species on each visit. On the Plant and Animal Phenophase Datasheets, please record the phenophases you observed on each visit for your individual plants and your animal species.

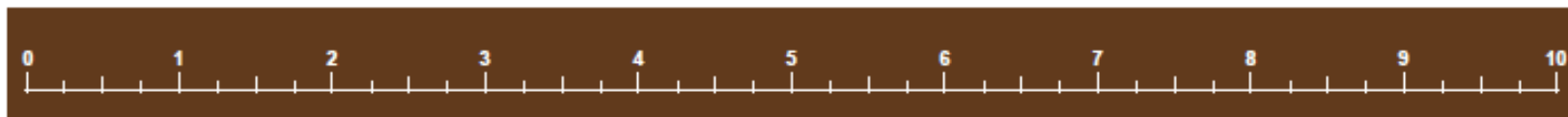
Below, please fill in the date of your site visit in the first row. Then, estimate your contribution of time to the project for that date, separating the time it took you to travel to the site and the time you spent making observations on plants and animals once you arrived at the site. If you are observing animals, report the time you specifically spent searching for animals and circle the appropriate letter for your observation method:

- w – walking: a single pass or transect through your site
- s – stationary: standing or sitting at a single point
- a – area search: multiple passes through your site

If there is snow on the ground or in the canopy (treetops), please make a note of it in the third section and estimate the percent of the ground at your site that the snow is covering. After each visit, please enter the information from these datasheets online.

Site: _____
Year: _____
Observer: _____

	Date:	Date:	Date:	Date:	Date:	Date:	Date:	Date:	Date:	Date:	Date:	Date:	Date:	Date:	Date:
Report your contribution of time															
Time spent observing	hr min	hr min	hr min	hr min	hr min	hr min	hr min	hr min	hr min	hr min	hr min	hr min	hr min	hr min	hr min
Time spent in travel	hr min	hr min	hr min	hr min	hr min	hr min	hr min	hr min	hr min	hr min	hr min	hr min	hr min	hr min	hr min
Report your animal observation methods															
Time spent looking for animals	hr min	hr min	hr min	hr min	hr min	hr min	hr min	hr min	hr min	hr min	hr min	hr min	hr min	hr min	hr min
Animal survey method	w s a	w s a	w s a	w s a	w s a	w s a	w s a	w s a	w s a	w s a	w s a	w s a	w s a	w s a	w s a
Report on snow															
Is there snow on the ground?	y n ?	y n ?	y n ?	y n ?	y n ?	y n ?	y n ?	y n ?	y n ?	y n ?	y n ?	y n ?	y n ?	y n ?	y n ?
% of ground covered															
Is there snow in the canopy?	y n ?	y n ?	y n ?	y n ?	y n ?	y n ?	y n ?	y n ?	y n ?	y n ?	y n ?	y n ?	y n ?	y n ?	y n ?
Check when data entered online:	<input type="checkbox"/>	<input type="checkbox"/>	<input type="checkbox"/>	<input type="checkbox"/>	<input type="checkbox"/>	<input type="checkbox"/>	<input type="checkbox"/>	<input type="checkbox"/>	<input type="checkbox"/>	<input type="checkbox"/>	<input type="checkbox"/>	<input type="checkbox"/>	<input type="checkbox"/>	<input type="checkbox"/>	<input type="checkbox"/>
Comments:															





Cover Sheet

Directions:

On this Cover Sheet, please report information to describe each day you visit the site. On the Animal Checklist, please list the species of animals you are looking for at the site and record whether or not you saw or heard that species on each visit. On the Plant and Animal Phenophase Datasheets, please record the phenophases you observed on each visit for your individual plants and your animal species.

Below, please fill in the date of your site visit in the first row. Then, estimate your contribution of time to the project for that date, separating the time it took you to travel to the site and the time you spent making observations on plants and animals once you arrived at the site. If you are observing animals, report the time you specifically spent searching for animals and circle the appropriate letter for your observation method:

- w – walking: a single pass or transect through your site
- s – stationary: standing or sitting at a single point
- a – area search: multiple passes through your site

If there is snow on the ground or in the canopy (treetops), please make a note of it in the third section and estimate the percent of the ground at your site that the snow is covering. After each visit, please enter the information from these datasheets online.


Site: _____

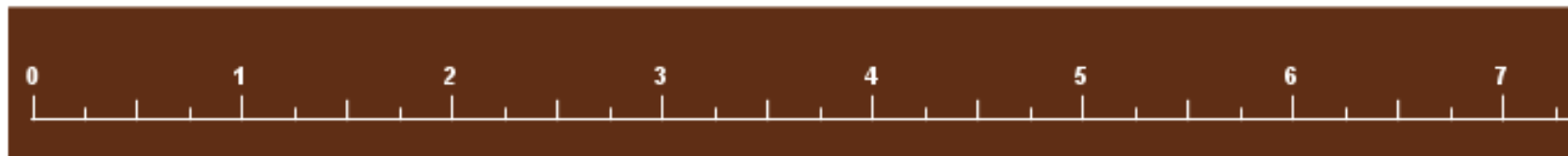
Year: _____

Observer: _____

	Date:	Date:	Date:	Date:	Date:	Date:	Date:	Date:	Date:	Date:	Date:	Date:	Date:	Date:	Date:
Report your contribution of time															
Time spent observing	hr min	hr min	hr min	hr min	hr min	hr min	hr min	hr min	hr min	hr min	hr min	hr min	hr min	hr min	hr min
Time spent in travel	hr min	hr min	hr min	hr min	hr min	hr min	hr min	hr min	hr min	hr min	hr min	hr min	hr min	hr min	hr min
Report your animal observation methods															
Time spent looking for animals	hr min	hr min	hr min	hr min	hr min	hr min	hr min	hr min	hr min	hr min	hr min	hr min	hr min	hr min	hr min
Animal survey method	w s a	w s a	w s a	w s a	w s a	w s a	w s a	w s a	w s a	w s a	w s a	w s a	w s a	w s a	w s a
Report on snow															
Is there snow on the ground?	y n ?	y n ?	y n ?	y n ?	y n ?	y n ?	y n ?	y n ?	y n ?	y n ?	y n ?	y n ?	y n ?	y n ?	y n ?
% of ground covered															
Is there snow in the canopy?	y n ?	y n ?	y n ?	y n ?	y n ?	y n ?	y n ?	y n ?	y n ?	y n ?	y n ?	y n ?	y n ?	y n ?	y n ?
Check when data entered online:	<input type="checkbox"/>	<input type="checkbox"/>	<input type="checkbox"/>	<input type="checkbox"/>	<input type="checkbox"/>	<input type="checkbox"/>	<input type="checkbox"/>	<input type="checkbox"/>	<input type="checkbox"/>	<input type="checkbox"/>	<input type="checkbox"/>	<input type="checkbox"/>	<input type="checkbox"/>	<input type="checkbox"/>	<input type="checkbox"/>
Comments:															

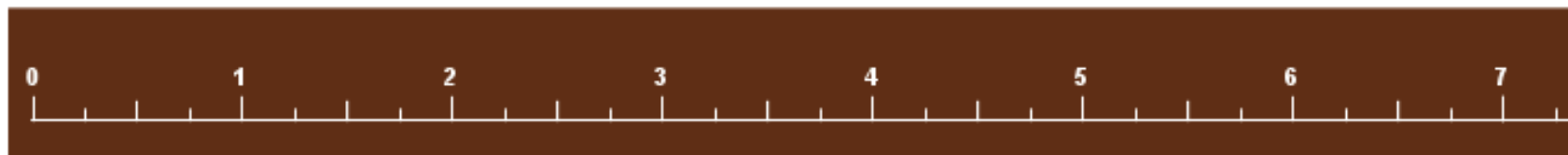


	Date:	Date:	Date:	Date:	Date:	Date:	Date:	Date:	Date:	Date:
Report your contribution of time										
Time spent observing	hr min	hr min	hr min	hr min	hr min	hr min	hr min	hr min	hr min	hr min
Time spent in travel	hr min	hr min	hr min	hr min	hr min	hr min	hr min	hr min	hr min	hr min
Report your animal observation methods										
Time spent looking for animals	hr min	hr min	hr min	hr min	hr min	hr min	hr min	hr min	hr min	hr min
Animal survey method	w s a	w s a	w s a	w s a	w s a	w s a	w s a	w s a	w s a	w s a
Report on snow										
Is there snow on the ground?	y n ?	y n ?	y n ?	y n ?	y n ?	y n ?	y n ?	y n ?	y n ?	y n ?
% of ground covered										
Is there snow in the canopy?	y n ?	y n ?	y n ?	y n ?	y n ?	y n ?	y n ?	y n ?	y n ?	y n ?
Check where data entered online:	<input type="checkbox"/>	<input type="checkbox"/>	<input type="checkbox"/>	<input type="checkbox"/>	<input type="checkbox"/>	<input type="checkbox"/>	<input type="checkbox"/>	<input type="checkbox"/>	<input type="checkbox"/>	<input type="checkbox"/>
Comments:										

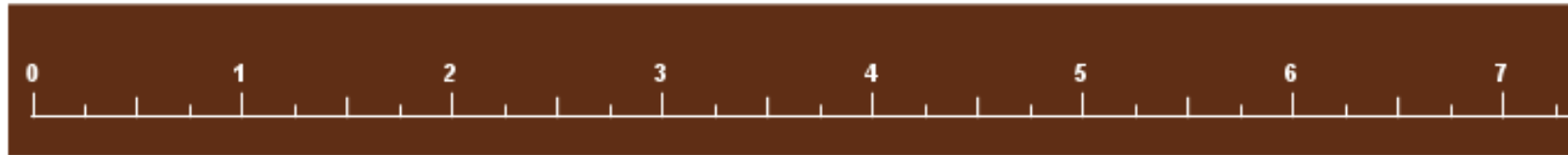




	Date:	Date:	Date:	Date:	Date:	Date:	Date:	Date:	Date:	Date:
Report your contribution of time										
Time spent observing	hr min	hr min	hr min	hr min	hr min	hr min	hr min	hr min	hr min	hr min
Time spent in travel	hr min	hr min	hr min	hr min	hr min	hr min	hr min	hr min	hr min	hr min
Report your animal observation methods										
Time spent looking for animals	hr min	hr min	hr min	hr min	hr min	hr min	hr min	hr min	hr min	hr min
Animal survey method	w s a	w s a	w s a	w s a	w s a	w s a	w s a	w s a	w s a	w s a
Report on snow										
Is there snow on the ground?	y n ?	y n ?	y n ?	y n ?	y n ?	y n ?	y n ?	y n ?	y n ?	y n ?
% of ground covered										
Is there snow in the canopy?	y n ?	y n ?	y n ?	y n ?	y n ?	y n ?	y n ?	y n ?	y n ?	y n ?
Check where data entered online:	<input type="checkbox"/>	<input type="checkbox"/>	<input type="checkbox"/>	<input type="checkbox"/>	<input type="checkbox"/>	<input type="checkbox"/>	<input type="checkbox"/>	<input type="checkbox"/>	<input type="checkbox"/>	<input type="checkbox"/>
Comments:										



	Date:	Date:	Date:	Date:	Date:	Date:	Date:	Date:	Date:	Date:
Report your contribution of time										
Time spent observing	hr min	hr min	hr min	hr min	hr min	hr min	hr min	hr min	hr min	hr min
Time spent in travel	hr min	hr min	hr min	hr min	hr min	hr min	hr min	hr min	hr min	hr min
Report your animal observation methods										
Time spent looking for animals	hr min	hr min	hr min	hr min	hr min	hr min	hr min	hr min	hr min	hr min
Animal survey method	w s a	w s a	w s a	w s a	w s a	w s a	w s a	w s a	w s a	w s a
Report on snow										
Is there snow on the ground?	y n ?	y n ?	y n ?	y n ?	y n ?	y n ?	y n ?	y n ?	y n ?	y n ?
% of ground covered										
Is there snow in the canopy?	y n ?	y n ?	y n ?	y n ?	y n ?	y n ?	y n ?	y n ?	y n ?	y n ?
Check where data entered online:	<input type="checkbox"/>	<input type="checkbox"/>	<input type="checkbox"/>	<input type="checkbox"/>	<input type="checkbox"/>	<input type="checkbox"/>	<input type="checkbox"/>	<input type="checkbox"/>	<input type="checkbox"/>	<input type="checkbox"/>
Comments:										



	Date:	Date:	Date:	Date:	Date:	Date:	Date:	Date:	Date:	Date:
Report your contribution of time										
Time spent observing	hr min	hr min	hr min	hr min	hr min	hr min	hr min	hr min	hr min	hr min
Time spent in travel	hr min	hr min	hr min	hr min	hr min	hr min	hr min	hr min	hr min	hr min
Report your animal observation methods										
Time spent looking for animals	hr min	hr min	hr min	hr min	hr min	hr min	hr min	hr min	hr min	hr min
Animal survey method	w s a	w s a	w s a	w s a	w s a	w s a	w s a	w s a	w s a	w s a
Report on snow										
Is there snow on the ground?	y n ?	y n ?	y n ?	y n ?	y n ?	y n ?	y n ?	y n ?	y n ?	y n ?
% of ground covered										
Is there snow in the canopy?	y n ?	y n ?	y n ?	y n ?	y n ?	y n ?	y n ?	y n ?	y n ?	y n ?
Check where data entered online:	<input type="checkbox"/>	<input type="checkbox"/>	<input type="checkbox"/>	<input type="checkbox"/>	<input type="checkbox"/>	<input type="checkbox"/>	<input type="checkbox"/>	<input type="checkbox"/>	<input type="checkbox"/>	<input type="checkbox"/>
Comments:										



	Date:	Date:	Date:	Date:	Date:	Date:	Date:	Date:	Date:	Date:
Report your contribution of time										
Time spent observing	hr min	hr min	hr min	hr min	hr min	hr min	hr min	hr min	hr min	hr min
Time spent in travel	hr min	hr min	hr min	hr min	hr min	hr min	hr min	hr min	hr min	hr min
Report your animal observation methods										
Time spent looking for animals	hr min	hr min	hr min	hr min	hr min	hr min	hr min	hr min	hr min	hr min
Animal survey method	w s a	w s a	w s a	w s a	w s a	w s a	w s a	w s a	w s a	w s a
Report on snow										
Is there snow on the ground?	y n ?	y n ?	y n ?	y n ?	y n ?	y n ?	y n ?	y n ?	y n ?	y n ?
% of ground covered										
Is there snow in the canopy?	y n ?	y n ?	y n ?	y n ?	y n ?	y n ?	y n ?	y n ?	y n ?	y n ?
Check when data entered online:	<input type="checkbox"/>	<input type="checkbox"/>	<input type="checkbox"/>	<input type="checkbox"/>	<input type="checkbox"/>	<input type="checkbox"/>	<input type="checkbox"/>	<input type="checkbox"/>	<input type="checkbox"/>	<input type="checkbox"/>
Comments:										



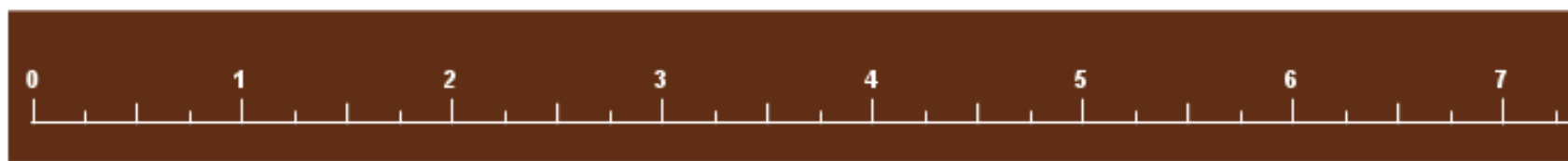
	Date:	Date:	Date:	Date:	Date:	Date:	Date:	Date:	Date:	Date:
Report your contribution of time										
Time spent observing	hr min	hr min	hr min	hr min	hr min	hr min	hr min	hr min	hr min	hr min
Time spent in travel	hr min	hr min	hr min	hr min	hr min	hr min	hr min	hr min	hr min	hr min
Report your animal observation methods										
Time spent looking for animals	hr min	hr min	hr min	hr min	hr min	hr min	hr min	hr min	hr min	hr min
Animal survey method	w s a	w s a	w s a	w s a	w s a	w s a	w s a	w s a	w s a	w s a
Report on snow										
Is there snow on the ground?	y n ?	y n ?	y n ?	y n ?	y n ?	y n ?	y n ?	y n ?	y n ?	y n ?
% of ground covered										
Is there snow in the canopy?	y n ?	y n ?	y n ?	y n ?	y n ?	y n ?	y n ?	y n ?	y n ?	y n ?
Check where data entered online:	<input type="checkbox"/>	<input type="checkbox"/>	<input type="checkbox"/>	<input type="checkbox"/>	<input type="checkbox"/>	<input type="checkbox"/>	<input type="checkbox"/>	<input type="checkbox"/>	<input type="checkbox"/>	<input type="checkbox"/>
Comments:										



	Date:	Date:	Date:	Date:	Date:	Date:	Date:	Date:	Date:	Date:
Report your contribution of time										
Time spent observing	hr min	hr min	hr min	hr min	hr min	hr min	hr min	hr min	hr min	hr min
Time spent in travel	hr min	hr min	hr min	hr min	hr min	hr min	hr min	hr min	hr min	hr min
Report your animal observation methods										
Time spent looking for animals	hr min	hr min	hr min	hr min	hr min	hr min	hr min	hr min	hr min	hr min
Animal survey method	w s a	w s a	w s a	w s a	w s a	w s a	w s a	w s a	w s a	w s a
Report on snow										
Is there snow on the ground?	y n ?	y n ?	y n ?	y n ?	y n ?	y n ?	y n ?	y n ?	y n ?	y n ?
% of ground covered										
Is there snow in the canopy?	y n ?	y n ?	y n ?	y n ?	y n ?	y n ?	y n ?	y n ?	y n ?	y n ?
Check where data entered online:	<input type="checkbox"/>	<input type="checkbox"/>	<input type="checkbox"/>	<input type="checkbox"/>	<input type="checkbox"/>	<input type="checkbox"/>	<input type="checkbox"/>	<input type="checkbox"/>	<input type="checkbox"/>	<input type="checkbox"/>
Comments:										



	Date:	Date:	Date:	Date:	Date:	Date:	Date:	Date:	Date:	Date:
Report your contribution of time										
Time spent observing	hr min	hr min	hr min	hr min	hr min	hr min	hr min	hr min	hr min	hr min
Time spent in travel	hr min	hr min	hr min	hr min	hr min	hr min	hr min	hr min	hr min	hr min
Report your animal observation methods										
Time spent looking for animals	hr min	hr min	hr min	hr min	hr min	hr min	hr min	hr min	hr min	hr min
Animal survey method	w s a	w s a	w s a	w s a	w s a	w s a	w s a	w s a	w s a	w s a
Report on snow										
Is there snow on the ground?	y n ?	y n ?	y n ?	y n ?	y n ?	y n ?	y n ?	y n ?	y n ?	y n ?
% of ground covered										
Is there snow in the canopy?	y n ?	y n ?	y n ?	y n ?	y n ?	y n ?	y n ?	y n ?	y n ?	y n ?
Check when data entered online:	<input type="checkbox"/>	<input type="checkbox"/>	<input type="checkbox"/>	<input type="checkbox"/>	<input type="checkbox"/>	<input type="checkbox"/>	<input type="checkbox"/>	<input type="checkbox"/>	<input type="checkbox"/>	<input type="checkbox"/>
Comments:										



	Date:	Date:	Date:	Date:	Date:	Date:	Date:	Date:	Date:	Date:
Report your contribution of time										
Time spent observing	hr min	hr min	hr min	hr min	hr min	hr min	hr min	hr min	hr min	hr min
Time spent in travel	hr min	hr min	hr min	hr min	hr min	hr min	hr min	hr min	hr min	hr min
Report your animal observation methods										
Time spent looking for animals	hr min	hr min	hr min	hr min	hr min	hr min	hr min	hr min	hr min	hr min
Animal survey method	w s a	w s a	w s a	w s a	w s a	w s a	w s a	w s a	w s a	w s a
Report on snow										
Is there snow on the ground?	y n ?	y n ?	y n ?	y n ?	y n ?	y n ?	y n ?	y n ?	y n ?	y n ?
% of ground covered										
Is there snow in the canopy?	y n ?	y n ?	y n ?	y n ?	y n ?	y n ?	y n ?	y n ?	y n ?	y n ?
Check where data entered online:	<input type="checkbox"/>	<input type="checkbox"/>	<input type="checkbox"/>	<input type="checkbox"/>	<input type="checkbox"/>	<input type="checkbox"/>	<input type="checkbox"/>	<input type="checkbox"/>	<input type="checkbox"/>	<input type="checkbox"/>
Comments:										



	Date:	Date:	Date:	Date:	Date:	Date:	Date:	Date:	Date:	Date:
Report your contribution of time										
Time spent observing	hr min	hr min	hr min	hr min	hr min	hr min	hr min	hr min	hr min	hr min
Time spent in travel	hr min	hr min	hr min	hr min	hr min	hr min	hr min	hr min	hr min	hr min
Report your animal observation methods										
Time spent looking for animals	hr min	hr min	hr min	hr min	hr min	hr min	hr min	hr min	hr min	hr min
Animal survey method	w s a	w s a	w s a	w s a	w s a	w s a	w s a	w s a	w s a	w s a
Report on snow										
Is there snow on the ground?	y n ?	y n ?	y n ?	y n ?	y n ?	y n ?	y n ?	y n ?	y n ?	y n ?
% of ground covered										
Is there snow in the canopy?	y n ?	y n ?	y n ?	y n ?	y n ?	y n ?	y n ?	y n ?	y n ?	y n ?
Check when data entered online:	<input type="checkbox"/>	<input type="checkbox"/>	<input type="checkbox"/>	<input type="checkbox"/>	<input type="checkbox"/>	<input type="checkbox"/>	<input type="checkbox"/>	<input type="checkbox"/>	<input type="checkbox"/>	<input type="checkbox"/>
Comments:										



	Date:	Date:	Date:	Date:	Date:	Date:	Date:	Date:	Date:	Date:
Report your contribution of time										
Time spent observing	hr min	hr min	hr min	hr min	hr min	hr min	hr min	hr min	hr min	hr min
Time spent in travel	hr min	hr min	hr min	hr min	hr min	hr min	hr min	hr min	hr min	hr min
Report your animal observation methods										
Time spent looking for animals	hr min	hr min	hr min	hr min	hr min	hr min	hr min	hr min	hr min	hr min
Animal survey method	w s a	w s a	w s a	w s a	w s a	w s a	w s a	w s a	w s a	w s a
Report on snow										
Is there snow on the ground?	y n ?	y n ?	y n ?	y n ?	y n ?	y n ?	y n ?	y n ?	y n ?	y n ?
% of ground covered										
Is there snow in the canopy?	y n ?	y n ?	y n ?	y n ?	y n ?	y n ?	y n ?	y n ?	y n ?	y n ?
Check when data entered online:	<input type="checkbox"/>	<input type="checkbox"/>	<input type="checkbox"/>	<input type="checkbox"/>	<input type="checkbox"/>	<input type="checkbox"/>	<input type="checkbox"/>	<input type="checkbox"/>	<input type="checkbox"/>	<input type="checkbox"/>
Comments:										





Site: My Back Yard
Year: 2011
Observer: USA-NPN Fan

Cover Sheet

Directions:

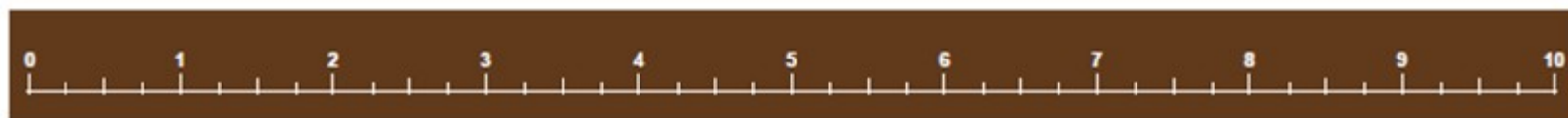
On this Cover Sheet, please report information to describe each day you visit the site. On the Animal Checklist, please list the species of animals you are looking for at the site and record whether or not you saw or heard that species on each visit. On the Plant and Animal Phenophase Datasheets, please record the phenophases you observed on each visit for your individual plants and your animal species.

Below, please fill in the date of your site visit in the first row. Then, estimate your contribution of time to the project for that date, separating the time it took you to travel to the site and the time you spent making observations on plants and animals once you arrived at the site. If you are observing animals, report the time you specifically spent searching for animals and circle the appropriate letter for your observation method:

- w - walking: a single pass or transect through your site
- s - stationary: standing or sitting at a single point
- a - area search: multiple passes through your site

If there is snow on the ground or in the canopy (treetops), please make a note of it in the third section and estimate the percent of the ground at your site that the snow is covering. After each visit, please enter the information from these datasheets online.

	Date:	Date:	Date:	Date:	Date:	Date:	Date:	Date:	Date:	Date:	Date:	Date:	Date:	Date:	Date:
	4/01/11	4/03/11	4/04/11	4/05/11											
Report your contribution of time															
Time spent observing	15	15	19	18											
Time spent in travel	2	2	2	2											
Report your animal observation methods															
Time spent looking for animals															
Animal survey method	w s a	w s a	w s a	w s a	w s a	w s a	w s a	w s a	w s a	w s a	w s a	w s a	w s a	w s a	w s a
Report on snow															
Is there snow on the ground?	y(n)?	y(a)?	y(n)?	y(n)?	y n ?	y n ?	y n ?	y n ?	y n ?	y n ?	y n ?	y n ?	y n ?	y n ?	y n ?
% of ground covered															
Is there snow in the canopy?	y(n)?	y(n)?	y(n)?	y(n)?	y n ?	y n ?	y n ?	y n ?	y n ?	y n ?	y n ?	y n ?	y n ?	y n ?	y n ?
Check when data entered online:	<input type="checkbox"/>	<input type="checkbox"/>	<input type="checkbox"/>	<input type="checkbox"/>	<input type="checkbox"/>	<input type="checkbox"/>	<input type="checkbox"/>	<input type="checkbox"/>	<input type="checkbox"/>	<input type="checkbox"/>	<input type="checkbox"/>	<input type="checkbox"/>	<input type="checkbox"/>	<input type="checkbox"/>	<input type="checkbox"/>
Comments:															



Frequency of observations

- As often as possible
- At least once a week
- All observations are valuable!



Time of day of observations

- Convenient for you
- Consistently
- For species on Nature's Notebook list, during the day



What if I missed a phenophase?

- Make a note of it in the **comments** section of your data form

Do you see...?	Date: 2/25/2011	Date: 3/9/2011	Date:	Date:	Date:
Breaking leaf buds	y n ? >10	y n ? >10	y n ? _____	y n ? _____	y n ? _____
Leaves	y n ? _____	y n ? 5-24	y n ? _____	y n ? _____	y n ? _____
Increasing leaf size	y n ? _____	y n ? 5-24	y n ? _____	y n ? _____	y n ? _____
Colored leaves	y n ? _____	y n ? _____	y n ? _____	y n ? _____	y n ? _____
Falling leaves	y n ? _____	y n ? _____	y n ? _____	y n ? _____	y n ? _____
Flowers	y n ? _____	y n ? _____	y n ? _____	y n ? _____	y n ? _____
Open flowers	y n ? _____	y n ? _____	y n ? _____	y n ? _____	y n ? _____
Pollen release	y n ? _____	y n ? _____	y n ? _____	y n ? _____	y n ? _____
Fruits	y n ? _____	y n ? _____	y n ? _____	y n ? _____	y n ? _____
Ripe fruits	y n ? _____	y n ? _____	y n ? _____	y n ? _____	y n ? _____
Recent fruit drop	y n ? _____	y n ? _____	y n ? _____	y n ? _____	y n ? _____
Check when data entered online:	<input type="checkbox"/>	<input type="checkbox"/>	<input type="checkbox"/>	<input type="checkbox"/>	<input type="checkbox"/>
Comments:	Flowers appeared and wilted between 2/25 and 3/9				

What if a phenophase isn't occurring?

- Continue to watch
- Make a note of it in the **comments** section of your data form

Do you see...?	Date: 9/25/2011	Date: 10/9/2011	Date:	Date:	Date:
Breaking leaf buds	y n ? _____	y n ? _____	y n ? _____	y n ? _____	y n ? _____
Leaves	y n ? 50-74	y n ? 5-24	y n ? _____	y n ? _____	y n ? _____
Increasing leaf size	y n ? _____	n ? _____	y n ? _____	y n ? _____	y n ? _____
Colored leaves	y n ? 50-74	y n ? 95+	y n ? _____	y n ? _____	y n ? _____
Falling leaves	y n ? _____	y n ? _____	y n ? _____	y n ? _____	y n ? _____
Flowers	y n ? _____	y n ? _____	y n ? _____	y n ? _____	y n ? _____
Open flowers	y n ? _____	y n ? _____	y n ? _____	y n ? _____	y n ? _____
Pollen release	y n ? _____	y n ? _____	y n ? _____	y n ? _____	y n ? _____
Fruits	y n ? _____	n ? _____	y n ? _____	y n ? _____	y n ? _____
Ripe fruits	y n ? _____	y n ? _____	y n ? _____	y n ? _____	y n ? _____
Recent fruit drop	y n ? _____	y n ? _____	y n ? _____	y n ? _____	y n ? _____
Check when data entered online:	<input type="checkbox"/>	<input type="checkbox"/>	<input type="checkbox"/>	<input type="checkbox"/>	<input type="checkbox"/>
Comments:	No fruits produced this season				

Keep looking for a phenophase, even after it has ended



Keep looking for a phenophase, even after it has ended



Keep looking for a phenophase, even after it has ended





nature's
notebook

usanphn.org