


# NATIONAL ASSESSMENT OF EDUCATIONAL PROGRESS

## *Submittal for 2016* *VOLUME II* *SURVEY QUESTIONS*

### **Part 3a** **School Grade 4**



#### **Part 3a contains School Grade 4 components:**

School Characteristics and Policies (SCP)/Core (includes Charter School questions)  
Reading  
Mathematics  
Puerto Rico POC -- SCP, Mathematics  
Giving Back Questions

*The amount of time estimated to complete these forms:*  
*Grade 4 School Questionnaire – 30 minutes*

# SCHOOL QUESTIONNAIRES

## OMB Information on School Questionnaire Cover Page

### **Paperwork Burden Statement**

According to the Paperwork Reduction Act of 1995, no persons are required to respond to a collection of information unless it displays a valid OMB control number. The valid OMB control number for this voluntary information collection is 1850-0790. The time required to complete this information collection is estimated to average 30 minutes, including the time to review instructions, search existing data resources, gather the data needed, and complete and review the information collection. If you have any comments concerning the accuracy of the time estimate, suggestions for improving this collection, or any comments or concerns regarding the status of your individual submission of this form, please write to: National Assessment of Educational Progress, National Center for Education Statistics, 1990 K Street, NW, Washington, DC 20006.

### **A project of the National Center for Education Statistics (NCES), Institute of Education Sciences, U.S. Department of Education.**

The information you provide will be used for statistical purposes only. In accordance with the Confidential Information Protection provisions of Title V, Subtitle A, Public Law 107-347 and other applicable Federal laws, your responses will be kept confidential and will not be disclosed in identifiable form to anyone other than employees or agents. By law, every NCES employee as well as every agent, such as contractors and NAEP coordinators, has taken an oath and is subject to a jail term of up to 5 years, a fine of up to \$250,000, or both if he or she willfully discloses ANY identifiable information about you.

OMB No. 1850-0790 APPROVAL EXPIRES 03/31/2016

**School Grade 4**  
**School Characteristics and Policies (SCP) / Core**

School Grade 4 SCP Questions

1. What grades are taught in your school? Select **all** squares that apply.

- Ⓐ Pre-kindergarten
- Ⓑ Kindergarten
- Ⓒ 1st grade
- Ⓓ 2nd grade
- Ⓔ 3rd grade
- Ⓕ 4th grade
- Ⓖ 5th grade
- Ⓗ 6th grade
- Ⓙ 7th grade
- Ⓝ 8th grade
- Ⓚ 9th grade
- Ⓛ 10th grade
- Ⓜ 11th grade
- Ⓝ 12th grade

2. Can your school be described by any of the following? Select **all** squares that apply.

- A Elementary school
- B Middle or junior high school
- C Secondary school
- D Regular school with a magnet program
- E A magnet school or a school with a special program emphasis, e.g., science/mathematics school, performing arts school, talented/gifted school, foreign language immersion school
- F Special education school: primarily serves students with disabilities
- G Alternative school: offers a curriculum designed to provide alternative or nontraditional education, not clearly categorized as regular, special, or vocational education
- H Private independent school
- I Private religiously affiliated school
- J Independent charter school
- K Charter school administered by local school district
- L Other (Please specify): \_\_\_\_\_

3. What is the current enrollment in your school?

4. Of the students currently enrolled in your school, what percentage has been identified as limited-English proficient?

- Ⓐ 0%
- Ⓑ 1–5%
- Ⓒ 6–10%
- Ⓓ 11–25%
- Ⓔ 26–50%
- Ⓕ 51–75%
- Ⓖ 76–90%
- Ⓗ Over 90%

5. Last school year, approximately what percentage of students at your school enrolled after the first day of school?

- Ⓐ 0%
- Ⓑ 1–3%
- Ⓒ 4–6%
- Ⓓ 7–10%
- Ⓔ 11–20%
- Ⓕ Over 20%

6. Last school year, approximately what percentage of students at your school left before the end of the school year?

- Ⓐ 0%
- Ⓑ 1–3%
- Ⓒ 4–6%
- Ⓓ 7–10%
- Ⓔ 11–20%
- Ⓕ Over 20%

VH240211

7. About what percentage of your students is absent on an average day? (Include excused and unexcused absences in calculating this rate.)

- Ⓐ 0–2%
- Ⓑ 3–5%
- Ⓒ 6–10%
- Ⓓ More than 10%

VH240212

8. About what percentage of your teachers is absent on an average day? (Include all absences in calculating this rate.)

- Ⓐ 0–2%
- Ⓑ 3–5%
- Ⓒ 6–10%
- Ⓓ More than 10%

VH240215

9. Does your school participate in the National School Lunch Program?

- Ⓐ Yes
- Ⓑ No

VH240216

10. How does the school operate the program?

- Ⓐ Student eligibility is determined individually, and eligible students receive free or reduced-price lunch.
- Ⓑ All students in school receive free lunch under special provisions (e.g., Provision 2 or 3).

11. If your school distributes free lunch to all students under Provision 2 or 3, what was the **base year** during which individual student eligibility was collected?
- Ⓐ This school does not distribute free lunch to all students under Provision 2 or 3—eligibility is determined annually.
  - Ⓑ 2015
  - Ⓒ 2014
  - Ⓓ 2013
  - Ⓔ 2012
  - Ⓕ 2011
  - Ⓖ 2010 or earlier

12. During this school year, about what percentage of students in your school was eligible to receive a free or reduced-price lunch through the National School Lunch Program?
- Ⓐ 0%
  - Ⓑ 1–5%
  - Ⓒ 6–10%
  - Ⓓ 11–25%
  - Ⓔ 26–34%
  - Ⓕ 35–50%
  - Ⓖ 51–75%
  - Ⓗ 76–99%
  - Ⓘ 100%

13. Does your school receive Title I funding? (Title I is a federally funded program that provides educational services, such as remedial reading or remedial math, to children who live in areas with high concentrations of low-income families.)
- Ⓐ No
  - Ⓑ Yes, our school receives funds, which are targeted to eligible students.
  - Ⓒ Yes, our school receives funds, which are used for schoolwide purposes.



VH241920

14. Approximately what percentage of students in your school receives the following services? Select **one** circle in each row. Students who receive more than one service should be counted for each service they receive. Please report the percentage of students who receive each of the following services as of the day you respond to this questionnaire.

	None	1-5%	6-10%	11-25%	26-50%	51-75%	76-90%	Over 90%	
a. Targeted Title I services	(A)	(B)	(C)	(D)	(E)	(F)	(G)	(H)	VH241931
b. Gifted and talented program	(A)	(B)	(C)	(D)	(E)	(F)	(G)	(H)	VH241922
c. Instruction provided in student's home language (non-English)	(A)	(B)	(C)	(D)	(E)	(F)	(G)	(H)	VH241923
d. English-as-a-second-language (not in a bilingual education program)	(A)	(B)	(C)	(D)	(E)	(F)	(G)	(H)	VH241924
e. Special education	(A)	(B)	(C)	(D)	(E)	(F)	(G)	(H)	VH241925

VH240220

15. During a typical week of school, what is the total number of regularly scheduled volunteers, including parents, working in the school?

- (A) 0
- (B) 1-5
- (C) 6-10
- (D) 11-15
- (E) 16-25
- (F) More than 25

16. Approximately what percentage of students in your school have parents or guardians who do each of the following activities? Select **one** circle in each row.

	Not applicable	0–10%	11–25%	26–50%	Over 50%	
a. Volunteer regularly to help in the classroom or another part of the school	Ⓐ	Ⓑ	Ⓒ	Ⓓ	Ⓔ	VH241940
b. Attend teacher–parent conferences	Ⓐ	Ⓑ	Ⓒ	Ⓓ	Ⓔ	VH241939

For all teacher counts entered in item 17:

*INCLUDE these types of teachers:*

- Regular
- Special area or resource teachers (e.g., special education, Title I, art, music, physical education)
- Long-term substitute teachers

*INCLUDE these types of teachers:*

- Itinerant teachers who teach part-time at this school
- Employees reported in other items of this section if they also have a part-time teaching assignment at this school

*DO NOT INCLUDE:*

- Student teachers
- Short-term substitute teachers
- Teachers who teach ONLY pre-kindergarten or adult education

17. Around the first of October, how many TEACHERS held full-time or part-time positions or assignments in this school? *If none, mark (0) in the boxes.*

**a. Full-time**

\_\_\_\_\_ Full-time teachers

**b. Part-time**

\_\_\_\_\_ Part-time teachers

VH240221

18. Does your school or district offer tenure to teachers?

- Ⓐ Yes
- Ⓑ No

VH241941

19. Of the following categories of teachers who were full-time teachers at your school at the end of the last school year, what percentage stayed on as full-time teachers for this school year? Select **one** circle in each row.

	0–10%	11–25%	26–50%	51–75%	76–90%	Over 90%	
a. Non-tenured teachers who had taught for at least one year	Ⓐ	Ⓑ	Ⓒ	Ⓓ	Ⓔ	Ⓕ	VH241943
b. Tenured teachers	Ⓐ	Ⓑ	Ⓒ	Ⓓ	Ⓔ	Ⓕ	VH241942

VH254012

20. In the last school year, how many full-time teachers were new to your school?

VH240222

21. Of the full-time teachers who were new to your school last year, what percentage stayed on as full-time teachers for this school year?

- Ⓐ 0–10%
- Ⓑ 11–25%
- Ⓒ 26–50%
- Ⓓ 51–75%
- Ⓔ 76–90%
- Ⓕ Over 90%

22. Approximately what percentage of fourth-graders in your school is new this year?

%

23. About what percentage of this year's fourth-graders was held back and is repeating fourth grade?

- Ⓐ 0%
- Ⓑ 1–2%
- Ⓒ 3–5%
- Ⓓ 6–10%
- Ⓔ More than 10%

24. In your school, is there a wireless Internet connection that students can use for schoolwork?

- Ⓐ No
- Ⓑ Yes, in some areas of the school.
- Ⓒ Yes, everywhere or almost everywhere in the school.

25. This school year, did your school provide teachers with **laptop computers** for teaching and class preparation?

- Ⓐ No
- Ⓑ Yes, some teachers.
- Ⓒ Yes, all teachers.

26. This school year, did your school provide teachers with **tablets** (for example, Surface Pro, iPad, or Kindle Fire) for teaching and class preparation?

- Ⓐ No
- Ⓑ Yes, some teachers.
- Ⓒ Yes, all teachers.

27. This school year, did your school offer technical support to teachers for **computers** and **tablets** used in this school?

- Ⓐ No
- Ⓑ Yes, we have technical support staff in the school.
- Ⓒ Yes, we are partnering with a provider outside the school.

28. How often do teachers do the following in this school? Select **one** circle in each row.

	Never	About once or twice a year	About once or twice a month	About once or twice a week	Every day or almost every day	Several times a day	
a. Teach jointly as a team in the same class	<input type="radio"/> A	<input type="radio"/> B	<input type="radio"/> C	<input type="radio"/> D	<input type="radio"/> E	<input type="radio"/> F	VH311410
b. Observe other teachers' classes and provide feedback	<input type="radio"/> A	<input type="radio"/> B	<input type="radio"/> C	<input type="radio"/> D	<input type="radio"/> E	<input type="radio"/> F	VH311411
c. Engage in joint activities across different classes and age groups (e.g., projects)	<input type="radio"/> A	<input type="radio"/> B	<input type="radio"/> C	<input type="radio"/> D	<input type="radio"/> E	<input type="radio"/> F	VH311412
d. Exchange teaching materials with colleagues	<input type="radio"/> A	<input type="radio"/> B	<input type="radio"/> C	<input type="radio"/> D	<input type="radio"/> E	<input type="radio"/> F	VH311413
e. Engage in discussions about the learning development of specific students	<input type="radio"/> A	<input type="radio"/> B	<input type="radio"/> C	<input type="radio"/> D	<input type="radio"/> E	<input type="radio"/> F	VH311414
f. Work with other teachers during common planning times to ensure common standards in evaluations for assessing student progress	<input type="radio"/> A	<input type="radio"/> B	<input type="radio"/> C	<input type="radio"/> D	<input type="radio"/> E	<input type="radio"/> F	VH311415

29. In this school year, which of the following types of computers or other digital devices are available in your school for student use? Select **all** squares that apply.

- A Desktop computers
- B Laptop computers
- C Tablets (for example, Surface Pro, iPad, Kindle Fire)
- D Other digital devices (Please specify): \_\_\_\_\_

30. In your school, where are **desktop computers** available for students to work? Select **all** squares that apply.

- A In some classrooms
- B In all classrooms
- C In a media center
- D In a computer lab
- E In the school library
- F Other (Please specify): \_\_\_\_\_

31. What is the average age of the **desktop computers** in your school?

- A Less than 1 year
- B 1–1.9 years
- C 2–3.9 years
- D 4–5.9 years
- E 6 or more years
- F I don't know.

32. In your school, where are **laptop computers** available for students to work? Select **all** squares that apply.

A In some classrooms

B In all classrooms

C In a media center

D In a computer lab

E In the school library

F Other (Please specify): \_\_\_\_\_

33. What is the total number of **laptop computers** available for students in your school? Enter the number of laptop computers.

34. What is the average age of the **laptop computers** in your school?

A Less than 1 year

B 1–1.9 years

C 2–3.9 years

D 4–5.9 years

E 6 or more years

F I don't know.



35. In your school, where are **tablets** (for example, Surface Pro, iPad, Kindle Fire) available for students to work? Select **all** squares that apply.

A In some classrooms

B In all classrooms

C In a media center

D In a computer lab

E In the school library

F Other (Please specify): \_\_\_\_\_

36. What is the total number of **tablets** (for example, Surface Pro, iPad, Kindle Fire) available for students in your school? Enter the number of tablets.

37. What is the average age of the **tablets** (for example, Surface Pro, iPad, Kindle Fire) in your school?

A Less than 1 year

B 1–1.9 years

C 2–3.9 years

D 4–5.9 years

E 6 or more years

F I don't know.

38. Please identify the organization(s) listed below to which your school is most closely affiliated. Select **all** squares that apply.

- A American Association of Christian Schools
- B Association of Christian Schools International
- C Christian Schools International
- D National Association of Episcopal Schools
- E National Association of Independent Schools
- F National Catholic Educational Association
- G National Society of Hebrew Day Schools
- H The Association of Boarding Schools
- I Other (Please specify): \_\_\_\_\_
- J None of the above

39. Is your school a public **charter** school?

(A charter school is a public school that, in accordance with an enabling state statute, has been granted a charter exempting it from selected state or local rules and regulations. A charter school may be a newly created school, or it may previously have been a public or private school.)

- A Yes
- B No

40. In which year did your school start providing instruction as a charter school?

--	--	--	--

41. Who granted your school's current charter?

- Ⓐ School district
- Ⓑ State board of education (includes state board of regents and District of Columbia State Board of Education)
- Ⓒ Postsecondary institution
- Ⓓ State charter-granting agency
- Ⓔ City or state public charter school board
- Ⓕ Other (specify): \_\_\_\_\_

42. What is the legal status of your school?

- Ⓐ Officially part of the school district or local education agency (LEA)
- Ⓑ Independent from the school district or local education agency (LEA)
- Ⓒ A separate local education agency (LEA) as stipulated by state law

43. Is this school operated by a company or organization that also operates other charter schools?

- Ⓐ Yes
- Ⓑ No

44. Which one of the following best describes your charter school’s **primary** focus in terms of program content?
- Ⓐ We have a comprehensive curriculum with no specialized area of focus.
  - Ⓑ We have a special curricular focus, for example, the arts, math/science, foreign language immersion.
  - Ⓒ Our curriculum is based on a particular educational theory, for example, Montessori, open school, Core Knowledge.
  - Ⓓ Our curriculum is based on a particular moral philosophy or set of values, for example, African-centered education, character-based education, Eastern philosophy.

45. Does your school provide a written contract for parents?
- Ⓐ Yes, and parents are required to abide by it.
  - Ⓑ Yes, but signing it is voluntary.
  - Ⓒ No

46. Are the following elements addressed in your charter–parent contract? Select **one** circle in each row.

	<b>Yes</b>	<b>No</b>	
a. Dress code	Ⓐ	Ⓑ	VH241947
b. Home learning environment	Ⓐ	Ⓑ	VH241951
c. Homework	Ⓐ	Ⓑ	VH241946
d. Parent–teacher communication	Ⓐ	Ⓑ	VH241953
e. Parent volunteering	Ⓐ	Ⓑ	VH241952
f. School discipline policy	Ⓐ	Ⓑ	VH241948
g. Student attendance	Ⓐ	Ⓑ	VH241945
h. Student promotion policy	Ⓐ	Ⓑ	VH241950
i. Other (specify): _____	Ⓐ	Ⓑ	VH259448

# School Grade 4 Reading

School Grade 4 Reading Questions

1. Is there a reading specialist available (full- or part-time) to fourth-grade students at your school?

- Ⓐ Yes, available full-time to fourth-grade students
- Ⓑ Yes, available part-time to fourth-grade students
- Ⓒ No

2. To what extent are each of the following a responsibility of the reading specialist(s) available to fourth-grade students at your school? Select **one** circle in each row.

	Not at all	Small extent	Moderate extent	Large extent	
a. Provide one-on-one help to students on various reading topics	Ⓐ	Ⓑ	Ⓒ	Ⓓ	VH259934
b. Provide one-on-one help to students at various achievement levels	Ⓐ	Ⓑ	Ⓒ	Ⓓ	VH259935

3. Is there a literacy coach available (full- or part-time) to fourth-grade teachers at your school?

- Ⓐ Yes, available full-time to fourth-grade teachers
- Ⓑ Yes, available part-time to fourth-grade teachers
- Ⓒ No

4. To what extent are each of the following a responsibility of the literacy coach(es) available to fourth-grade teachers at your school? Select **one** circle in each row.

	Not at all	Small extent	Moderate extent	Large extent	
a. Provide assistance/support to individual teachers about reading content or the teaching of reading	Ⓐ	Ⓑ	Ⓒ	Ⓓ	VH240567
b. Conduct professional development for groups of teachers about reading content or the teaching of reading	Ⓐ	Ⓑ	Ⓒ	Ⓓ	VH240566

5. In addition to English/language arts teachers, does your school have the following personnel to assist with English/language arts class instruction for fourth-grade students with disabilities (SD)? Select **one** circle in each row.

	Yes	No	
a. Special Education teachers (and related service providers)	<input type="radio"/> A	<input type="radio"/> B	VH335489
b. Reading specialists or literacy coaches	<input type="radio"/> A	<input type="radio"/> B	VH335490
c. Speech pathologists	<input type="radio"/> A	<input type="radio"/> B	VH335494
d. Paraprofessionals or teacher aides who are trained to work with students with disabilities	<input type="radio"/> A	<input type="radio"/> B	VH335492
e. Paraprofessionals or teacher aides who are not trained to work with students with disabilities	<input type="radio"/> A	<input type="radio"/> B	VH335491
f. Parent volunteers	<input type="radio"/> A	<input type="radio"/> B	VH335493

6. In addition to English/language arts teachers, does your school have the following personnel to assist with English/language arts class instruction for fourth-grade English language learners (ELL)? Select **one** circle in each row.

	Yes	No	
a. Certified ELL/bilingual education teachers	<input type="radio"/> A	<input type="radio"/> B	VH335410
b. Reading specialists or literacy coaches	<input type="radio"/> A	<input type="radio"/> B	VH335407
c. Speech pathologists	<input type="radio"/> A	<input type="radio"/> B	VH335408
d. Paraprofessionals or teacher aides who are trained to work with students who are ELL	<input type="radio"/> A	<input type="radio"/> B	VH335409
e. Paraprofessionals or teacher aides who are not trained to work with students who are ELL	<input type="radio"/> A	<input type="radio"/> B	VH335412
f. Parent volunteers	<input type="radio"/> A	<input type="radio"/> B	VH335411



VH335506

7. To what extent does your school’s fourth-grade English/language arts curriculum focus on preparation for the following types of assessments? Select **one** circle in each row.

	Not at all	Small extent	Moderate extent	Large extent	
a. State assessments	<input type="radio"/> A	<input type="radio"/> B	<input type="radio"/> C	<input type="radio"/> D	VH335508
b. District assessments	<input type="radio"/> A	<input type="radio"/> B	<input type="radio"/> C	<input type="radio"/> D	VH335509
c. School assessments	<input type="radio"/> A	<input type="radio"/> B	<input type="radio"/> C	<input type="radio"/> D	VH335507

VH240605

8. To what extent is your school’s English/language arts program structured according to the following resources? Select **one** circle in each row.

	Not at all	Small extent	Moderate extent	Large extent	
a. State curriculum standards or frameworks	<input type="radio"/> A	<input type="radio"/> B	<input type="radio"/> C	<input type="radio"/> D	VH240606
b. District curriculum standards or curriculum guides	<input type="radio"/> A	<input type="radio"/> B	<input type="radio"/> C	<input type="radio"/> D	VH240607
c. Results from state/district assessments	<input type="radio"/> A	<input type="radio"/> B	<input type="radio"/> C	<input type="radio"/> D	VH240608
d. In-school curriculum frameworks and standards for learning	<input type="radio"/> A	<input type="radio"/> B	<input type="radio"/> C	<input type="radio"/> D	VH240609
e. Results from school assessments	<input type="radio"/> A	<input type="radio"/> B	<input type="radio"/> C	<input type="radio"/> D	VH240614
f. Recommendations from school reading/language arts department	<input type="radio"/> A	<input type="radio"/> B	<input type="radio"/> C	<input type="radio"/> D	VH240611
g. Discretion of individual teachers	<input type="radio"/> A	<input type="radio"/> B	<input type="radio"/> C	<input type="radio"/> D	VH240612
h. Internet resources	<input type="radio"/> A	<input type="radio"/> B	<input type="radio"/> C	<input type="radio"/> D	VH240610

9. During the last two years, to what extent have professional development activities offered to teachers in your school focused on the following? Select **one** circle in each row.

	Not at all	Small extent	Moderate extent	Large extent	
a. Use of English/language arts across the curriculum	<input type="radio"/> A	<input type="radio"/> B	<input type="radio"/> C	<input type="radio"/> D	VH259997
b. Interpreting and analyzing literature	<input type="radio"/> A	<input type="radio"/> B	<input type="radio"/> C	<input type="radio"/> D	VH240555
c. Interpreting and analyzing informational texts	<input type="radio"/> A	<input type="radio"/> B	<input type="radio"/> C	<input type="radio"/> D	VH240559
d. Understanding the cognitive process of an individual when they are reading or writing	<input type="radio"/> A	<input type="radio"/> B	<input type="radio"/> C	<input type="radio"/> D	VH260000
e. Use of scoring guides to evaluate student work	<input type="radio"/> A	<input type="radio"/> B	<input type="radio"/> C	<input type="radio"/> D	VH260001
f. Instructional strategies for teaching English/language arts	<input type="radio"/> A	<input type="radio"/> B	<input type="radio"/> C	<input type="radio"/> D	VH260002

10. How much is your school's ability to provide instruction affected by a lack of the following resources? Select **one** circle in each row.

	Not at all	A little	Some	A lot	
a. Teachers with a specialization in English/language arts	<input type="radio"/> A	<input type="radio"/> B	<input type="radio"/> C	<input type="radio"/> D	VH260138
b. Computer software for English/language arts instruction	<input type="radio"/> A	<input type="radio"/> B	<input type="radio"/> C	<input type="radio"/> D	VH260140
c. Library books	<input type="radio"/> A	<input type="radio"/> B	<input type="radio"/> C	<input type="radio"/> D	VH260142
d. Audio-visual resources for English/language arts instruction	<input type="radio"/> A	<input type="radio"/> B	<input type="radio"/> C	<input type="radio"/> D	VH260143

# School Grade 4 Mathematics

School Grade 4 Mathematics Questions

VH270370

1. In your school, are fourth-grade students from different classes typically **grouped** for mathematics instruction by achievement levels (so that some instruction groups are higher in average mathematics achievement levels than others)?
- A Yes
  - B No

VH270371

2. In your school, how often are fourth-grade students' mathematics placements evaluated?
- A Once a year
  - B Once a marking period (semester, trimester)
  - C More than once a marking period
  - D Students are not grouped by achievement level.

VH240905

3. At each of the following grades, how much emphasis does your school's mathematics curriculum place on instructing students in **algebraic concepts**, such as patterns and writing number sentences? Select **one** circle in each row.

	Not taught	No emphasis	Little emphasis	Moderate emphasis	Heavy emphasis	Grade not in school	
a. Third grade	<input type="radio"/> A	<input type="radio"/> B	<input type="radio"/> C	<input type="radio"/> D	<input type="radio"/> E	<input type="radio"/> F	VH240906
b. Fourth grade	<input type="radio"/> A	<input type="radio"/> B	<input type="radio"/> C	<input type="radio"/> D	<input type="radio"/> E	<input type="radio"/> F	VH240909
c. Fifth grade	<input type="radio"/> A	<input type="radio"/> B	<input type="radio"/> C	<input type="radio"/> D	<input type="radio"/> E	<input type="radio"/> F	VH240908
d. Sixth grade	<input type="radio"/> A	<input type="radio"/> B	<input type="radio"/> C	<input type="radio"/> D	<input type="radio"/> E	<input type="radio"/> F	VH240907

VH240067

4. In addition to their regular classroom teacher, is there a mathematics resource teacher available (full- or part-time) to fourth-grade students at your school?
- Ⓐ Yes, available full-time to fourth-grade students
  - Ⓑ Yes, available part-time to fourth-grade students
  - Ⓒ No

VH240068

5. Is there a mathematics coach available (full- or part-time) to fourth-grade teachers at your school?
- Ⓐ Yes, available full-time to fourth-grade teachers
  - Ⓑ Yes, available part-time to fourth-grade teachers
  - Ⓒ No

6. In this school year, to what extent are each of the following a responsibility of the mathematics resource teacher(s) available to fourth-grade students at your school? Select **one** circle in each row.

	Not at all	Small extent	Moderate extent	Large extent	
a. Provide technical assistance/support to individual teachers about mathematics content or the teaching of mathematics	Ⓐ	Ⓑ	Ⓒ	Ⓓ	VH342988
b. Provide mathematics remediation/intervention to individual students	Ⓐ	Ⓑ	Ⓒ	Ⓓ	VH270490
c. Provide mathematics remediation/intervention to groups of students	Ⓐ	Ⓑ	Ⓒ	Ⓓ	VH270491
d. Provide mathematics enrichment to individual students	Ⓐ	Ⓑ	Ⓒ	Ⓓ	VH270492
e. Provide mathematics enrichment to groups of students	Ⓐ	Ⓑ	Ⓒ	Ⓓ	VH270493
f. Provide extra-help sessions for students during regular school hours	Ⓐ	Ⓑ	Ⓒ	Ⓓ	VH270494
g. Provide after-school tutoring for students	Ⓐ	Ⓑ	Ⓒ	Ⓓ	VH270495

7. Approximately what percentage of your school's classrooms has the following technological resources for fourth-grade mathematics instruction? Select **one** circle in each row.

	0%	1-25%	26-50%	51-75%	76-99%	100%	
a. Cable/satellite/ closed-circuit television	<input type="radio"/> A	<input type="radio"/> B	<input type="radio"/> C	<input type="radio"/> D	<input type="radio"/> E	<input type="radio"/> F	VH270509
b. VCR/DVD player	<input type="radio"/> A	<input type="radio"/> B	<input type="radio"/> C	<input type="radio"/> D	<input type="radio"/> E	<input type="radio"/> F	VH270510
c. Digital/video camera	<input type="radio"/> A	<input type="radio"/> B	<input type="radio"/> C	<input type="radio"/> D	<input type="radio"/> E	<input type="radio"/> F	VH270511
d. Video conferencing equipment	<input type="radio"/> A	<input type="radio"/> B	<input type="radio"/> C	<input type="radio"/> D	<input type="radio"/> E	<input type="radio"/> F	VH270512
e. Scanner for images or text	<input type="radio"/> A	<input type="radio"/> B	<input type="radio"/> C	<input type="radio"/> D	<input type="radio"/> E	<input type="radio"/> F	VH270513
f. Device for projecting images directly from a desktop or laptop computer	<input type="radio"/> A	<input type="radio"/> B	<input type="radio"/> C	<input type="radio"/> D	<input type="radio"/> E	<input type="radio"/> F	VH270514
g. Desktop or laptop computer	<input type="radio"/> A	<input type="radio"/> B	<input type="radio"/> C	<input type="radio"/> D	<input type="radio"/> E	<input type="radio"/> F	VH270515
h. Internet	<input type="radio"/> A	<input type="radio"/> B	<input type="radio"/> C	<input type="radio"/> D	<input type="radio"/> E	<input type="radio"/> F	VH270516
i. Printer	<input type="radio"/> A	<input type="radio"/> B	<input type="radio"/> C	<input type="radio"/> D	<input type="radio"/> E	<input type="radio"/> F	VH270517
j. Handheld devices	<input type="radio"/> A	<input type="radio"/> B	<input type="radio"/> C	<input type="radio"/> D	<input type="radio"/> E	<input type="radio"/> F	VH270518
k. Interactive white board	<input type="radio"/> A	<input type="radio"/> B	<input type="radio"/> C	<input type="radio"/> D	<input type="radio"/> E	<input type="radio"/> F	VH270519
l. Document camera	<input type="radio"/> A	<input type="radio"/> B	<input type="radio"/> C	<input type="radio"/> D	<input type="radio"/> E	<input type="radio"/> F	VH270521
m. Tablet (for example, Surface Pro, iPad, Kindle Fire)	<input type="radio"/> A	<input type="radio"/> B	<input type="radio"/> C	<input type="radio"/> D	<input type="radio"/> E	<input type="radio"/> F	VH270520

8. This year, how many teachers are teaching mathematics in your school? Enter the number of teachers.

9. To what extent does your school provide up-to-date technology resources for mathematics teaching and learning?

- A Not at all
- B Small extent
- C Moderate extent
- D Large extent

10. In this school year, did your school offer any of the following activities? Select **one** circle in each row.

	Yes	No	
a. Opportunities for students to discuss mathematics work, including homework, with their teachers.	<input type="radio"/> A	<input type="radio"/> B	VH270635
b. Peer tutoring in mathematics	<input type="radio"/> A	<input type="radio"/> B	VH270636
c. Mathematics competitions	<input type="radio"/> A	<input type="radio"/> B	VH270637
d. Chess clubs	<input type="radio"/> A	<input type="radio"/> B	VH270638
e. Programming classes	<input type="radio"/> A	<input type="radio"/> B	VH270640
f. Mathematics clubs	<input type="radio"/> A	<input type="radio"/> B	VH270641
g. Teacher led tutoring sessions in mathematics for groups of students	<input type="radio"/> A	<input type="radio"/> B	VH270643
h. Teacher led extra-help sessions in mathematics	<input type="radio"/> A	<input type="radio"/> B	VH270644
i. Family mathematics night	<input type="radio"/> A	<input type="radio"/> B	VH270645



**School Grade 4**  
**School Characteristics and Policies (SCP) / Core**  
**Proof of Concept (Puerto Rico)**

School Grade 4(PR POC) SCP Questions

1. What grades are taught in your school? Select **all** squares that apply.

- Ⓐ Pre-kindergarten
- Ⓑ Kindergarten
- Ⓒ 1st grade
- Ⓓ 2nd grade
- Ⓔ 3rd grade
- Ⓕ 4th grade
- Ⓖ 5th grade
- Ⓗ 6th grade
- ⓘ 7th grade
- Ⓙ 8th grade
- Ⓚ 9th grade
- Ⓛ 10th grade
- Ⓜ 11th grade
- Ⓝ 12th grade

2. Can your school be described by any of the following? Select **all** squares that apply.

- A Elementary school
- B Middle or junior high school
- C Secondary school
- D Regular school with a magnet program
- E A magnet school or a school with a special program emphasis, e.g., science/mathematics school, performing arts school, talented/gifted school, foreign language immersion school
- F Special education school: primarily serves students with disabilities
- G Alternative school: offers a curriculum designed to provide alternative or nontraditional education, not clearly categorized as regular, special, or vocational education
- H Private independent school
- I Private religiously affiliated school
- J Independent charter school
- K Charter school administered by local school district
- L Other (Please specify): \_\_\_\_\_

3. What is the current enrollment in your school?

4. Approximately what percentage of fourth-graders in your school is new this year?

%

5. Of the students currently enrolled in your school, what percentage has been identified as limited-Spanish proficient?

- Ⓐ 0%
- Ⓑ 1–5%
- Ⓒ 6–10%
- Ⓓ 11–25%
- Ⓔ 26–50%
- Ⓕ 51–75%
- Ⓖ 76–90%
- Ⓗ Over 90%

6. Last school year, approximately what percentage of students at your school enrolled after the first day of school?

- Ⓐ 0%
- Ⓑ 1–3%
- Ⓒ 4–6%
- Ⓓ 7–10%
- Ⓔ 11–20%
- Ⓕ Over 20%

7. Last school year, approximately what percentage of students at your school left before the end of the school year?

- Ⓐ 0%
- Ⓑ 1–3%
- Ⓒ 4–6%
- Ⓓ 7–10%
- Ⓔ 11–20%
- Ⓕ Over 20%

VH240211

8. About what percentage of your students is absent on an average day? (Include excused and unexcused absences in calculating this rate.)

- Ⓐ 0–2%
- Ⓑ 3–5%
- Ⓒ 6–10%
- Ⓓ More than 10%

VH240212

9. About what percentage of your teachers is absent on an average day? (Include all absences in calculating this rate.)

- Ⓐ 0–2%
- Ⓑ 3–5%
- Ⓒ 6–10%
- Ⓓ More than 10%

VH240213

10. About what percentage of this year's fourth-graders was held back and is repeating fourth grade?

- Ⓐ 0%
- Ⓑ 1–2%
- Ⓒ 3–5%
- Ⓓ 6–10%
- Ⓔ More than 10%

VH240215

11. Does your school participate in the National School Lunch Program?

- Ⓐ Yes
- Ⓑ No Questions 12–14 are not applicable and will be skipped.

12. How does the school operate the program?

- Ⓐ Student eligibility is determined individually, and eligible students receive free or reduced-price lunch. *Question 13 is not applicable and will be skipped.*
- Ⓑ All students in school receive free lunch under special provisions (e.g., Provision 2 or 3).

13. If your school distributes free lunch to all students under Provision 2 or 3, what was the **base year** during which individual student eligibility was collected?

- Ⓐ This school does not distribute free lunch to all students under Provision 2 or 3—eligibility is determined annually.
- Ⓑ 2015
- Ⓒ 2014
- Ⓓ 2013
- Ⓔ 2012
- Ⓕ 2011
- Ⓖ 2010 or earlier

14. During this school year, about what percentage of students in your school was eligible to receive a free or reduced-price lunch through the National School Lunch Program?

- Ⓐ 0%
- Ⓑ 1–5%
- Ⓒ 6–10%
- Ⓓ 11–25%
- Ⓔ 26–34%
- Ⓕ 35–50%
- Ⓖ 51–75%
- Ⓗ 76–99%
- Ⓘ 100%

15. Does your school receive Title I funding? (Title I is a federally funded program that provides educational services, such as remedial reading or remedial math, to children who live in areas with high concentrations of low-income families.)

- A No
- B Yes, our school receives funds, which are targeted to eligible students.
- C Yes, our school receives funds, which are used for schoolwide purposes.

16. Approximately what percentage of students in your school receives the following services? Select **one** circle in each row. Students who receive more than one service should be counted for each service they receive. Please report the percentage of students who receive each of the following services as of the day you respond to this questionnaire.

	None	1-5%	6-10%	11-25%	26-50%	51-75%	76-90%	Over 90%	
a. Targeted Title I services	<input type="radio"/> A	<input type="radio"/> B	<input type="radio"/> C	<input type="radio"/> D	<input type="radio"/> E	<input type="radio"/> F	<input type="radio"/> G	<input type="radio"/> H	VH241931
b. Gifted and talented program	<input type="radio"/> A	<input type="radio"/> B	<input type="radio"/> C	<input type="radio"/> D	<input type="radio"/> E	<input type="radio"/> F	<input type="radio"/> G	<input type="radio"/> H	VH241922
c. Instruction provided in student's home language (not in Spanish)	<input type="radio"/> A	<input type="radio"/> B	<input type="radio"/> C	<input type="radio"/> D	<input type="radio"/> E	<input type="radio"/> F	<input type="radio"/> G	<input type="radio"/> H	VH241928
d. Individual language plan	<input type="radio"/> A	<input type="radio"/> B	<input type="radio"/> C	<input type="radio"/> D	<input type="radio"/> E	<input type="radio"/> F	<input type="radio"/> G	<input type="radio"/> H	VH241929
e. Special education	<input type="radio"/> A	<input type="radio"/> B	<input type="radio"/> C	<input type="radio"/> D	<input type="radio"/> E	<input type="radio"/> F	<input type="radio"/> G	<input type="radio"/> H	VH241925

17. During a typical week of school, what is the total number of regularly scheduled volunteers, including parents, working in the school?

- Ⓐ 0
- Ⓑ 1–5
- Ⓒ 6–10
- Ⓓ 11–15
- Ⓔ 16–25
- Ⓕ More than 25

18. Approximately what percentage of students in your school have parents or guardians who do each of the following activities? Select **one** circle in each row.

	<b>Not applicable</b>	<b>0–10%</b>	<b>11–25%</b>	<b>26–50%</b>	<b>Over 50%</b>	
a. Volunteer regularly to help in the classroom or another part of the school	Ⓐ	Ⓑ	Ⓒ	Ⓓ	Ⓔ	VH241940
b. Attend teacher–parent conferences	Ⓐ	Ⓑ	Ⓒ	Ⓓ	Ⓔ	VH241939



For all teacher counts entered in item 19:

*INCLUDE these types of teachers:*

- *Regular*
- *Special area or resource teachers (e.g., special education, Title I, art, music, physical education)*
- *Long-term substitute teachers*

*INCLUDE these types of teachers:*

- *Itinerant teachers who teach part-time at this school*
- *Employees reported in other items of this section if they also have a part-time teaching assignment at this school*

*DO NOT INCLUDE:*

- *Student teachers*
- *Short-term substitute teachers*
- *Teachers who teach ONLY pre-kindergarten or adult education*

**19.** Around the first of October, how many TEACHERS held full-time or part-time positions or assignments in this school? *If none, mark (0) in the boxes.*

**a. Full-time**

\_\_\_\_\_ **Full-time teachers**

**b. Part-time**

\_\_\_\_\_ **Part-time teachers**

**20.** Does your school offer tenure to teachers?

- Ⓐ Yes
- Ⓑ No

VH241941

21. Of the following categories of teachers who were full-time teachers at your school at the end of the last school year, what percentage stayed on as full-time teachers for this school year? Select **one** circle in each row.

	0–10%	11–25%	26–50%	51–75%	76–90%	Over 90%	
a. Nontenured teachers who had taught for at least one year	Ⓐ	Ⓑ	Ⓒ	Ⓓ	Ⓔ	Ⓕ	VH241943
b. Tenured teachers	Ⓐ	Ⓑ	Ⓒ	Ⓓ	Ⓔ	Ⓕ	VH241942

VH254012

22. In the last school year, how many full-time teachers were new to your school?

**If you answered 0, Question 23 is not applicable and will be skipped.**

VH240222

23. Of the full-time teachers who were new to your school last year, what percentage stayed on as full-time teachers for this school year?

- Ⓐ 0–10%
- Ⓑ 11–25%
- Ⓒ 26–50%
- Ⓓ 51–75%
- Ⓔ 76–90%
- Ⓕ Over 90%

**School Grade 4  
Mathematics  
Proof of Concept (Puerto Rico)**

School Grade 4 (PR-POC) Mathematics Questions

VH240064

1. Are fourth-grade teachers in your school required to set aside a certain amount of time each day for mathematics instruction?

- A Yes
- B No

VH240065

2. Are fourth-grade students from different classes typically **grouped** for mathematics instruction by ability and/or achievement levels (so that some instruction groups are higher in average mathematics ability and/or achievement levels than others)?

- A Yes
- B No

VH240066

3. How often are fourth-grade students' mathematics placements evaluated?

- A Once a year
- B Once a marking period (semester, trimester)
- C More than once a marking period
- D Students are not grouped by ability.

VH240905

4. At each of the following grades, how much emphasis does your school's mathematics curriculum place on instructing students in **algebraic concepts**, such as patterns and writing number sentences? Select **one** circle in each row.

	Not taught	No emphasis	Little emphasis	Moderate emphasis	Heavy emphasis	Grade not in school	
a. Third grade	<input type="radio"/> A	<input type="radio"/> B	<input type="radio"/> C	<input type="radio"/> D	<input type="radio"/> E	<input type="radio"/> F	VH240906
b. Fourth grade	<input type="radio"/> A	<input type="radio"/> B	<input type="radio"/> C	<input type="radio"/> D	<input type="radio"/> E	<input type="radio"/> F	VH240909
c. Fifth grade	<input type="radio"/> A	<input type="radio"/> B	<input type="radio"/> C	<input type="radio"/> D	<input type="radio"/> E	<input type="radio"/> F	VH240908
d. Sixth grade	<input type="radio"/> A	<input type="radio"/> B	<input type="radio"/> C	<input type="radio"/> D	<input type="radio"/> E	<input type="radio"/> F	VH240907

5. In addition to their regular classroom teacher, is there a mathematics resource teacher available (full- or part-time) to fourth-grade students at your school?

- Ⓐ Yes, available full-time to fourth-grade students
- Ⓑ Yes, available part-time to fourth-grade students
- Ⓒ No *Question 6 is not applicable and will be skipped.*

6. To what extent are each of the following a responsibility of the mathematics resource teacher(s) available to fourth-grade students at your school? Select **one** circle in each row.

	Not at all	Small extent	Moderate extent	Large extent	
a. Provide mathematics remediation/intervention to individual students	Ⓐ	Ⓑ	Ⓒ	Ⓓ	VH240911
b. Provide mathematics remediation/intervention to groups of students	Ⓐ	Ⓑ	Ⓒ	Ⓓ	VH240914
c. Provide mathematics enrichment to individual students	Ⓐ	Ⓑ	Ⓒ	Ⓓ	VH240913
d. Provide mathematics enrichment to groups of students	Ⓐ	Ⓑ	Ⓒ	Ⓓ	VH240912

7. Is there a mathematics coach available (full- or part-time) to fourth-grade teachers at your school?

- Ⓐ Yes, available full-time to fourth-grade teachers
- Ⓑ Yes, available part-time to fourth-grade teachers
- Ⓒ No *Question 8 is not applicable and will be skipped.*

8. To what extent are each of the following a responsibility of the mathematics coach(es) available to fourth-grade teachers at your school? Select **one** circle in each row.

	Not at all	Small extent	Moderate extent	Large extent	
a. Provide support or assistance about mathematics content	Ⓐ	Ⓑ	Ⓒ	Ⓓ	VH240916
b. Provide support or assistance about the teaching of mathematics to individual teachers	Ⓐ	Ⓑ	Ⓒ	Ⓓ	VH240917
c. Conduct professional development about mathematics or the teaching of mathematics for groups of teachers	Ⓐ	Ⓑ	Ⓒ	Ⓓ	VH240918

VH240919

9. To what extent is your school’s mathematics program structured according to the following resources? Select **one** circle in each row.

	Not at all	Small extent	Moderate extent	Large extent	
a. Department of Education curriculum standards or frameworks	<input type="radio"/> A	<input type="radio"/> B	<input type="radio"/> C	<input type="radio"/> D	VH352695
b. District curriculum standards or curriculum guides	<input type="radio"/> A	<input type="radio"/> B	<input type="radio"/> C	<input type="radio"/> D	VH240921
c. Results from Department of Education/district assessments	<input type="radio"/> A	<input type="radio"/> B	<input type="radio"/> C	<input type="radio"/> D	VH352696
d. In-school curriculum frameworks and standards for learning	<input type="radio"/> A	<input type="radio"/> B	<input type="radio"/> C	<input type="radio"/> D	VH240923
e. Results from school assessments	<input type="radio"/> A	<input type="radio"/> B	<input type="radio"/> C	<input type="radio"/> D	VH240924
f. Recommendations from school mathematics department	<input type="radio"/> A	<input type="radio"/> B	<input type="radio"/> C	<input type="radio"/> D	VH240930
g. Discretion of individual teachers	<input type="radio"/> A	<input type="radio"/> B	<input type="radio"/> C	<input type="radio"/> D	VH240926
h. Commercially designed programs	<input type="radio"/> A	<input type="radio"/> B	<input type="radio"/> C	<input type="radio"/> D	VH240927
i. Internet resources	<input type="radio"/> A	<input type="radio"/> B	<input type="radio"/> C	<input type="radio"/> D	VH240925

VH240931

10. To what extent does your school’s fourth-grade mathematics curriculum focus on preparation for the following types of assessments? Select **one** circle in each row.

	Not at all	Small extent	Moderate extent	Large extent	
a. State assessments	<input type="radio"/> A	<input type="radio"/> B	<input type="radio"/> C	<input type="radio"/> D	VH240935
b. District assessments	<input type="radio"/> A	<input type="radio"/> B	<input type="radio"/> C	<input type="radio"/> D	VH240934
c. School assessments	<input type="radio"/> A	<input type="radio"/> B	<input type="radio"/> C	<input type="radio"/> D	VH240933

11. Approximately what percentage of your school’s classrooms has the following technological resources for fourth-grade mathematics instruction? Select **one** circle in each row.

	0%	1–25%	26–50%	51–75%	76–99%	100%	
a. Cable/satellite/ closed-circuit television	Ⓐ	Ⓑ	Ⓒ	Ⓓ	Ⓔ	Ⓕ	VH240937
b. Videodisc player/ VCR/DVD player	Ⓐ	Ⓑ	Ⓒ	Ⓓ	Ⓔ	Ⓕ	VH240938
c. Digital/video camera	Ⓐ	Ⓑ	Ⓒ	Ⓓ	Ⓔ	Ⓕ	VH240939
d. Videoconferencing equipment	Ⓐ	Ⓑ	Ⓒ	Ⓓ	Ⓔ	Ⓕ	VH240940
e. Scanner for images or text	Ⓐ	Ⓑ	Ⓒ	Ⓓ	Ⓔ	Ⓕ	VH240941
f. Projection device for projecting images directly from a computer	Ⓐ	Ⓑ	Ⓒ	Ⓓ	Ⓔ	Ⓕ	VH240947
g. Computer	Ⓐ	Ⓑ	Ⓒ	Ⓓ	Ⓔ	Ⓕ	VH240943
h. Internet	Ⓐ	Ⓑ	Ⓒ	Ⓓ	Ⓔ	Ⓕ	VH240944
i. Computer printer	Ⓐ	Ⓑ	Ⓒ	Ⓓ	Ⓔ	Ⓕ	VH240945
j. Handheld devices (e.g., personal digital assistants)	Ⓐ	Ⓑ	Ⓒ	Ⓓ	Ⓔ	Ⓕ	VH240942



# **School Giving Back Questions**

School Giving Back Questions

VH354138

1. Would you like to receive information about how other school administrators in the nation responded to this questionnaire?

A Yes

B No

VH354139


2. If yes, please provide your email address so that we may send access to the website when it is available in May.

---

# NATIONAL ASSESSMENT OF EDUCATIONAL PROGRESS

## *Submittal for 2016* **VOLUME II** ***SURVEY QUESTIONS***

### **Part 3b** **School Grade 8**



#### **Part 3b contains School Grade 8 components:**

Arts – School Characteristics and Policies (SCP)/Core, Arts, Charter School  
DBA Pilots -SCP (includes Charter School questions)  
Reading  
Mathematics  
Writing  
Puerto Rico POC -- SCP, Mathematics  
Giving Back Questions

*The amount of time estimated to complete these forms:  
Grade 8 School Questionnaire – 30 minutes*

# SCHOOL QUESTIONNAIRES

## OMB Information on School Questionnaire Cover Page

### **Paperwork Burden Statement**

According to the Paperwork Reduction Act of 1995, no persons are required to respond to a collection of information unless it displays a valid OMB control number. The valid OMB control number for this voluntary information collection is 1850-0790. The time required to complete this information collection is estimated to average 30 minutes, including the time to review instructions, search existing data resources, gather the data needed, and complete and review the information collection. If you have any comments concerning the accuracy of the time estimate, suggestions for improving this collection, or any comments or concerns regarding the status of your individual submission of this form, please write to: National Assessment of Educational Progress, National Center for Education Statistics, 1990 K Street, NW, Washington, DC 20006.

### **A project of the National Center for Education Statistics (NCES), Institute of Education Sciences, U.S. Department of Education.**

The information you provide will be used for statistical purposes only. In accordance with the Confidential Information Protection provisions of Title V, Subtitle A, Public Law 107-347 and other applicable Federal laws, your responses will be kept confidential and will not be disclosed in identifiable form to anyone other than employees or agents. By law, every NCES employee as well as every agent, such as contractors and NAEP coordinators, has taken an oath and is subject to a jail term of up to 5 years, a fine of up to \$250,000, or both if he or she willfully discloses ANY identifiable information about you.

OMB No. 1850-0790 APPROVAL EXPIRES 03/31/2016

**School Grade 8**  
**Arts School Characteristics and Policies (SCP) / Core**

School Grade 8 Arts-SCP Questions

1. What grades are taught in your school? Select **all** squares that apply.

- Ⓐ Pre-kindergarten
- Ⓑ Kindergarten
- Ⓒ 1st grade
- Ⓓ 2nd grade
- Ⓔ 3rd grade
- Ⓕ 4th grade
- Ⓖ 5th grade
- Ⓗ 6th grade
- Ⓙ 7th grade
- Ⓚ 8th grade
- Ⓛ 9th grade
- Ⓜ 10th grade
- Ⓝ 11th grade
- Ⓟ 12th grade

2. Can your school be described by any of the following? Select **all** squares that apply.

- A Elementary school
- B Middle or junior high school
- C Secondary school
- D Regular school with a magnet program
- E A magnet school or a school with a special program emphasis, e.g., science/mathematics school, performing arts school, talented/gifted school, foreign language immersion school
- F Special education school: primarily serves students with disabilities
- G Alternative school: offers a curriculum designed to provide alternative or nontraditional education, not clearly categorized as regular, special, or vocational education
- H Private independent school
- I Private religiously affiliated school
- J Independent charter school
- K Charter school administered by local school district
- L Other (Please specify): \_\_\_\_\_

3. What is the current enrollment in your school?

4. Approximately what percentage of eighth-graders in your school is new this year?

   %

5. Of the students currently enrolled in your school, what percentage has been identified as limited-English proficient?

- Ⓐ 0%
- Ⓑ 1–5%
- Ⓒ 6–10%
- Ⓓ 11–25%
- Ⓔ 26–50%
- Ⓕ 51–75%
- Ⓖ 76–90%
- Ⓗ Over 90%

6. Last school year, approximately what percentage of students at your school enrolled after the first day of school?

- Ⓐ 0%
- Ⓑ 1–3%
- Ⓒ 4–6%
- Ⓓ 7–10%
- Ⓔ 11–20%
- Ⓕ Over 20%

7. Last school year, approximately what percentage of students at your school left before the end of the school year?

- Ⓐ 0%
- Ⓑ 1–3%
- Ⓒ 4–6%
- Ⓓ 7–10%
- Ⓔ 11–20%
- Ⓕ Over 20%



VH240211

8. About what percentage of your students is absent on an average day? (Include excused and unexcused absences in calculating this rate.)

- Ⓐ 0–2%
- Ⓑ 3–5%
- Ⓒ 6–10%
- Ⓓ More than 10%

VH240212

9. About what percentage of your teachers is absent on an average day? (Include all absences in calculating this rate.)

- Ⓐ 0–2%
- Ⓑ 3–5%
- Ⓒ 6–10%
- Ⓓ More than 10%

VH240214

10. About what percentage of this year's eighth-graders was held back and is repeating eighth grade?

- Ⓐ 0%
- Ⓑ 1–2%
- Ⓒ 3–5%
- Ⓓ 6–10%
- Ⓔ More than 10%

VH240215

11. Does your school participate in the National School Lunch Program?

- Ⓐ Yes
- Ⓑ No

12. How does the school operate the program?

- Ⓐ Student eligibility is determined individually, and eligible students receive free or reduced-price lunch.
- Ⓑ All students in school receive free lunch under special provisions (e.g., Provision 2 or 3).

13. If your school distributes free lunch to all students under Provision 2 or 3, what was the **base year** during which individual student eligibility was collected?

- Ⓐ This school does not distribute free lunch to all students under Provision 2 or 3—eligibility is determined annually.
- Ⓑ 2015
- Ⓒ 2014
- Ⓓ 2013
- Ⓔ 2012
- Ⓕ 2011
- Ⓖ 2010 or earlier

14. During this school year, about what percentage of students in your school was eligible to receive a free or reduced-price lunch through the National School Lunch Program?

- Ⓐ 0%
- Ⓑ 1–5%
- Ⓒ 6–10%
- Ⓓ 11–25%
- Ⓔ 26–34%
- Ⓕ 35–50%
- Ⓖ 51–75%
- Ⓗ 76–99%
- Ⓘ 100%

15. Does your school receive Title I funding? (Title I is a federally funded program that provides educational services, such as remedial reading or remedial math, to children who live in areas with high concentrations of low-income families.)

- Ⓐ No
- Ⓑ Yes, our school receives funds, which are targeted to eligible students.
- Ⓒ Yes, our school receives funds, which are used for schoolwide purposes.

16. Approximately what percentage of students in your school receives the following services? Select **one** circle in each row. Students who receive more than one service should be counted for each service they receive. Please report the percentage of students who receive each of the following services as of the day you respond to this questionnaire.

	None	1-5%	6-10%	11-25%	26-50%	51-75%	76-90%	Over 90%	
a. Targeted Title I services	Ⓐ	Ⓑ	Ⓒ	Ⓓ	Ⓔ	Ⓕ	Ⓖ	Ⓗ	VH241931
b. Gifted and talented program	Ⓐ	Ⓑ	Ⓒ	Ⓓ	Ⓔ	Ⓕ	Ⓖ	Ⓗ	VH241922
c. Instruction provided in student's home language (non-English)	Ⓐ	Ⓑ	Ⓒ	Ⓓ	Ⓔ	Ⓕ	Ⓖ	Ⓗ	VH241923
d. English-as-a-second-language (not in a bilingual education program)	Ⓐ	Ⓑ	Ⓒ	Ⓓ	Ⓔ	Ⓕ	Ⓖ	Ⓗ	VH241924
e. Special education	Ⓐ	Ⓑ	Ⓒ	Ⓓ	Ⓔ	Ⓕ	Ⓖ	Ⓗ	VH241925

17. During a typical week of school, what is the total number of regularly scheduled volunteers, including parents, working in the school?

- Ⓐ 0
- Ⓑ 1–5
- Ⓒ 6–10
- Ⓓ 11–15
- Ⓔ 16–25
- Ⓕ More than 25

18. Approximately what percentage of students in your school have parents or guardians who do each of the following activities? Select **one** circle in each row.

	<b>Not applicable</b>	<b>0–10%</b>	<b>11–25%</b>	<b>26–50%</b>	<b>Over 50%</b>	
a. Volunteer regularly to help in the classroom or another part of the school	Ⓐ	Ⓑ	Ⓒ	Ⓓ	Ⓔ	VH241940
b. Attend teacher–parent conferences	Ⓐ	Ⓑ	Ⓒ	Ⓓ	Ⓔ	VH241939

For all teacher counts entered in item 19:

*INCLUDE these types of teachers:*

- *Regular*
- *Special area or resource teachers (e.g., special education, Title I, art, music, physical education)*
- *Long-term substitute teachers*

*INCLUDE these types of teachers:*

- *Itinerant teachers who teach part-time at this school*
- *Employees reported in other items of this section if they also have a part-time teaching assignment at this school*

*DO NOT INCLUDE:*

- *Student teachers*
- *Short-term substitute teachers*
- *Teachers who teach ONLY pre-kindergarten or adult education*

- 19.** Around the first of October, how many TEACHERS held full-time or part-time positions or assignments in this school? *If none, mark (0) in the boxes.*

**a. Full-time**

\_\_\_\_\_ **Full-time teachers**

**b. Part-time**

\_\_\_\_\_ **Part-time teachers**

- 20.** Does your school offer tenure to teachers?

- A Yes
- B No

VH241941

21. Of the following categories of teachers who were full-time teachers at your school at the end of the last school year, what percentage stayed on as full-time teachers for this school year? Select **one** circle in each row.

	0–10%	11–25%	26–50%	51–75%	76–90%	Over 90%	
a. Non-tenured teachers who had taught for at least one year	Ⓐ	Ⓑ	Ⓒ	Ⓓ	Ⓔ	Ⓕ	VH241943
b. Tenured teachers	Ⓐ	Ⓑ	Ⓒ	Ⓓ	Ⓔ	Ⓕ	VH241942

VH254012

22. In the last school year, how many full-time teachers were new to your school?

VH240222

23. Of the full-time teachers who were new to your school last year, what percentage stayed on as full-time teachers for this school year?

- Ⓐ 0–10%
- Ⓑ 11–25%
- Ⓒ 26–50%
- Ⓓ 51–75%
- Ⓔ 76–90%
- Ⓕ Over 90%

# School Grade 8 Arts

School Grade 8 Arts Questions

VH288097

1. Are eighth-grade students typically assigned to classes by ability and/or achievement levels (so that some classes are higher in average ability and/or achievement levels than others) in any of the following subjects? Select **one** circle in each row.

	Yes	No	
a. Dance	<input type="radio"/> A	<input type="radio"/> B	VH288098
b. Music	<input type="radio"/> A	<input type="radio"/> B	VH288101
c. Theater	<input type="radio"/> A	<input type="radio"/> B	VH288100
d. Visual arts	<input type="radio"/> A	<input type="radio"/> B	VH288099

VH288103

2. How often does a typical eighth-grade student in your school receive instruction in each of the following subjects? Select **one** circle in each row.

	Every day	Three or four times a week	Once or twice a week	Less than once a week	Subject not taught	
a. Dance	<input type="radio"/> A	<input type="radio"/> B	<input type="radio"/> C	<input type="radio"/> D	<input type="radio"/> E	VH288104
b. Music	<input type="radio"/> A	<input type="radio"/> B	<input type="radio"/> C	<input type="radio"/> D	<input type="radio"/> E	VH288106
c. Theater	<input type="radio"/> A	<input type="radio"/> B	<input type="radio"/> C	<input type="radio"/> D	<input type="radio"/> E	VH288107
d. Visual arts	<input type="radio"/> A	<input type="radio"/> B	<input type="radio"/> C	<input type="radio"/> D	<input type="radio"/> E	VH288105

VH288108

3. Are computers available to students in your classes in any of the following ways? Select **one** circle in each row.

	Yes	No	
a. Available all the time in classrooms	<input type="radio"/> A	<input type="radio"/> B	VH288111
b. Grouped in a separate computer laboratory available to classes	<input type="radio"/> A	<input type="radio"/> B	VH288109
c. Available to bring to classrooms when needed	<input type="radio"/> A	<input type="radio"/> B	VH288110



VH288112

4. Is this a school with a special focus on any of the following (e.g., a magnet school)? Select **one** circle in each row.

	Yes	No	
a. Dance	<input type="radio"/> A	<input type="radio"/> B	VH288113
b. Music	<input type="radio"/> A	<input type="radio"/> B	VH288114
c. Theater	<input type="radio"/> A	<input type="radio"/> B	VH288117
d. Visual arts	<input type="radio"/> A	<input type="radio"/> B	VH288116

VH288118

5. Does your district or state have a curriculum in any of the following subject areas that your school is expected to follow? Select **one** circle in each row.

	Yes	No	
a. Dance	<input type="radio"/> A	<input type="radio"/> B	VH288119
b. Music	<input type="radio"/> A	<input type="radio"/> B	VH288122
c. Theater	<input type="radio"/> A	<input type="radio"/> B	VH288121
d. Visual arts	<input type="radio"/> A	<input type="radio"/> B	VH288120

VH288123

6. In the last year, did your school sponsor eighth-grade field trips in connection with any of the following subject areas? Select **one** circle in each row.

	Yes	No	
a. Dance	<input type="radio"/> A	<input type="radio"/> B	VH288124
b. Music	<input type="radio"/> A	<input type="radio"/> B	VH288125
c. Theater	<input type="radio"/> A	<input type="radio"/> B	VH288128
d. Visual arts	<input type="radio"/> A	<input type="radio"/> B	VH288126

VH288129

7. Do eighth graders in your school participate in school-sponsored extracurricular activities such as clubs, competitions, fairs, or exhibits in any of the following areas? Select **one** circle in each row.

	Yes	No	
a. Dance	<input type="radio"/> A	<input type="radio"/> B	VH288132
b. Music	<input type="radio"/> A	<input type="radio"/> B	VH288133
c. Theater	<input type="radio"/> A	<input type="radio"/> B	VH288131
d. Visual arts	<input type="radio"/> A	<input type="radio"/> B	VH288130

VH288134

8. Do eighth graders in your school participate in school-related summer programs in any of the following areas? Select **one** circle in each row.

	Yes	No	
a. Dance	<input type="radio"/> A	<input type="radio"/> B	VH288135
b. Music	<input type="radio"/> A	<input type="radio"/> B	VH288138
c. Theater	<input type="radio"/> A	<input type="radio"/> B	VH288137
d. Visual arts	<input type="radio"/> A	<input type="radio"/> B	VH288136

VH288139

9. What is the position of the person(s) on your staff who teach dance or movement to eighth graders? Select **one** circle in each row.

	Yes	No	
a. Full-time specialist	<input type="radio"/> A	<input type="radio"/> B	VH288141
b. Part-time specialist	<input type="radio"/> A	<input type="radio"/> B	VH288140
c. Physical education teacher	<input type="radio"/> A	<input type="radio"/> B	VH288142
d. Elementary classroom teacher	<input type="radio"/> A	<input type="radio"/> B	VH288144
e. Other faculty member	<input type="radio"/> A	<input type="radio"/> B	VH288146
f. Artist-in-residence	<input type="radio"/> A	<input type="radio"/> B	VH288145
g. Volunteer	<input type="radio"/> A	<input type="radio"/> B	VH288143

VH288147

10. What is the position of the person(s) on your staff who teach music to eighth graders? Select **one** circle in each row.

	Yes	No	
a. Full-time specialist	<input type="radio"/>	<input type="radio"/>	VH288148
b. Part-time specialist	<input type="radio"/>	<input type="radio"/>	VH288149
c. Elementary classroom teacher	<input type="radio"/>	<input type="radio"/>	VH288153
d. Other faculty member	<input type="radio"/>	<input type="radio"/>	VH288151
e. Artist-in-residence	<input type="radio"/>	<input type="radio"/>	VH288152
f. Volunteer	<input type="radio"/>	<input type="radio"/>	VH288150

VH288154

11. What is the position of the person(s) on your staff who teach theater or drama to eighth graders? Select **one** circle in each row.

	Yes	No	
a. Full-time specialist	<input type="radio"/>	<input type="radio"/>	VH288155
b. Part-time specialist	<input type="radio"/>	<input type="radio"/>	VH288156
c. English or language arts teacher	<input type="radio"/>	<input type="radio"/>	VH288157
d. Elementary classroom teacher	<input type="radio"/>	<input type="radio"/>	VH288161
e. Other faculty member	<input type="radio"/>	<input type="radio"/>	VH288160
f. Artist-in-residence	<input type="radio"/>	<input type="radio"/>	VH288159
g. Volunteer	<input type="radio"/>	<input type="radio"/>	VH288158

VH288162

12. What is the position of the person(s) on your staff who teach visual arts to eighth graders? Select **one** circle in each row.

	Yes	No	
a. Full-time specialist	<input type="radio"/>	<input type="radio"/>	VH288163
b. Part-time specialist	<input type="radio"/>	<input type="radio"/>	VH288164
c. Elementary classroom teacher	<input type="radio"/>	<input type="radio"/>	VH288167
d. Other faculty member	<input type="radio"/>	<input type="radio"/>	VH288168
e. Artist-in-residence	<input type="radio"/>	<input type="radio"/>	VH288166
f. Volunteer	<input type="radio"/>	<input type="radio"/>	VH288165

13. Which best describes the space for the teaching of dance in your school?

- Ⓐ Dance is not taught.
- Ⓑ Dance studio with special dance equipment
- Ⓒ Room(s) dedicated to dance teaching, without special equipment
- Ⓓ Gymnasium, auditorium, or cafeteria
- Ⓔ Classrooms only
- Ⓕ Other (specify) \_\_\_\_\_

14. Which best describes the space for the teaching and performing of music in your school?

- Ⓐ Music is not taught.
- Ⓑ Room(s) dedicated to music teaching, and stage
- Ⓒ Room(s) dedicated to music teaching, no stage
- Ⓓ Stage, no room dedicated to music teaching
- Ⓔ Classrooms only
- Ⓕ Other (specify) \_\_\_\_\_

15. Which best describes the space for the teaching of theater in your school?

- Ⓐ Theater is not taught.
- Ⓑ Stage with special equipment (e.g., curtains, dressing rooms)
- Ⓒ Stage without special equipment
- Ⓓ Room(s) dedicated to theater teaching
- Ⓔ Gymnasium, auditorium, or cafeteria
- Ⓕ Classrooms only
- Ⓖ Other (specify) \_\_\_\_\_

16. Which best describes the space for the teaching of visual arts in your school?

- A Visual arts are not taught.
- B Art studio with special equipment
- C Room(s) dedicated to art but with no special equipment
- D Art-on-a-cart; no dedicated space
- E Classrooms only
- F Other (specify) \_\_\_\_\_

17. In the last year, did your school bring in visiting artists to perform, demonstrate, or teach in the following areas? Select **one** circle in each row.

	Yes	No	
a. Dance	<input type="radio"/> A	<input type="radio"/> B	VH288170
b. Music	<input type="radio"/> A	<input type="radio"/> B	VH288172
c. Theater	<input type="radio"/> A	<input type="radio"/> B	VH288173
d. Visual arts	<input type="radio"/> A	<input type="radio"/> B	VH288171

18. In the last year, did your school sponsor a visiting artist program (such as an Artist-in-the-Schools program) in any of the following areas? Select **one** circle in each row.

	Yes	No	
a. Dance	<input type="radio"/> A	<input type="radio"/> B	VH288175
b. Film	<input type="radio"/> A	<input type="radio"/> B	VH288176
c. Folk arts	<input type="radio"/> A	<input type="radio"/> B	VH288178
d. Music	<input type="radio"/> A	<input type="radio"/> B	VH288179
e. Theater	<input type="radio"/> A	<input type="radio"/> B	VH288180
f. Visual arts	<input type="radio"/> A	<input type="radio"/> B	VH288177

19. During this year, what percentage of eighth graders received instruction in the following arts in your school? Select **one** circle in each row.

	0-10%	11-20%	21-40%	41-60%	61-80%	81-100%	
a. Dance	<input type="radio"/> A	<input type="radio"/> B	<input type="radio"/> C	<input type="radio"/> D	<input type="radio"/> E	<input type="radio"/> F	VH288182
b. Music	<input type="radio"/> A	<input type="radio"/> B	<input type="radio"/> C	<input type="radio"/> D	<input type="radio"/> E	<input type="radio"/> F	VH288185
c. Theater	<input type="radio"/> A	<input type="radio"/> B	<input type="radio"/> C	<input type="radio"/> D	<input type="radio"/> E	<input type="radio"/> F	VH288184
d. Visual arts	<input type="radio"/> A	<input type="radio"/> B	<input type="radio"/> C	<input type="radio"/> D	<input type="radio"/> E	<input type="radio"/> F	VH288183

# **School Grade 8 Charter School**

School Grade 8 Charter School Questions

1. Is your school a public **charter** school?

(A charter school is a public school that, in accordance with an enabling state statute, has been granted a charter exempting it from selected state or local rules and regulations. A charter school may be a newly created school, or it may previously have been a public or private school.)

- Ⓐ Yes
- Ⓑ No

## 2. In which year did your school start providing instruction as a charter school?

## 3. Who granted your school's current charter?

- Ⓐ School district
- Ⓑ State board of education (includes state board of regents and District of Columbia State Board of Education)
- Ⓒ Postsecondary institution
- Ⓓ State charter-granting agency
- Ⓔ City or state public charter school board
- Ⓕ Other (specify): \_\_\_\_\_

## 4. What is the legal status of your school?

- Ⓐ Officially part of the school district or local education agency (LEA)
- Ⓑ Independent from the school district or local education agency (LEA)
- Ⓒ A separate local education agency (LEA) as stipulated by state law



VH240226

5. Is this school operated by a company or organization that also operates other charter schools?

- Ⓐ Yes
- Ⓑ No

VH240227

6. Which one of the following best describes your charter school's **primary** focus in terms of program content?

- Ⓐ We have a comprehensive curriculum with no specialized area of focus.
- Ⓑ We have a special curricular focus, for example, the arts, math/science, foreign language immersion.
- Ⓒ Our curriculum is based on a particular educational theory, for example, Montessori, open school, Core Knowledge.
- Ⓓ Our curriculum is based on a particular moral philosophy or set of values, for example, African-centered education, character-based education, Eastern philosophy.

VH240228

7. Does your school provide a written contract for parents?

- Ⓐ Yes, and parents are required to abide by it.
- Ⓑ Yes, but signing it is voluntary.
- Ⓒ No

8. Are the following elements addressed in your charter-parent contract? Select **one** circle in each row.

	Yes	No	
a. Dress code	<input type="radio"/> A	<input type="radio"/> B	VH241947
b. Home learning environment	<input type="radio"/> A	<input type="radio"/> B	VH241951
c. Homework	<input type="radio"/> A	<input type="radio"/> B	VH241946
d. Parent-teacher communication	<input type="radio"/> A	<input type="radio"/> B	VH241953
e. Parent volunteering	<input type="radio"/> A	<input type="radio"/> B	VH241952
f. School discipline policy	<input type="radio"/> A	<input type="radio"/> B	VH241948
g. Student attendance	<input type="radio"/> A	<input type="radio"/> B	VH241945
h. Student promotion policy	<input type="radio"/> A	<input type="radio"/> B	VH241950
i. Other (specify): _____	<input type="radio"/> A	<input type="radio"/> B	VH259448

**School Grade 8**  
**School Characteristics and Policies (SCP) / Core**

School Grade 8 SCP Questions

1. What grades are taught in your school? Select **all** squares that apply.

- Ⓐ Pre-kindergarten
- Ⓑ Kindergarten
- Ⓒ 1st grade
- Ⓓ 2nd grade
- Ⓔ 3rd grade
- Ⓕ 4th grade
- Ⓖ 5th grade
- Ⓗ 6th grade
- ⓘ 7th grade
- Ⓙ 8th grade
- Ⓚ 9th grade
- Ⓛ 10th grade
- Ⓜ 11th grade
- Ⓝ 12th grade

2. Can your school be described by any of the following? Select **all** squares that apply.

- A Elementary school
- B Middle or junior high school
- C Secondary school
- D Regular school with a magnet program
- E A magnet school or a school with a special program emphasis, e.g., science/mathematics school, performing arts school, talented/gifted school, foreign language immersion school
- F Special education school: primarily serves students with disabilities
- G Alternative school: offers a curriculum designed to provide alternative or nontraditional education, not clearly categorized as regular, special, or vocational education
- H Private independent school
- I Private religiously affiliated school
- J Independent charter school
- K Charter school administered by local school district
- L Other (Please specify): \_\_\_\_\_

3. What is the current enrollment in your school?

4. Of the students currently enrolled in your school, what percentage has been identified as limited-English proficient?

- Ⓐ 0%
- Ⓑ 1–5%
- Ⓒ 6–10%
- Ⓓ 11–25%
- Ⓔ 26–50%
- Ⓕ 51–75%
- Ⓖ 76–90%
- Ⓗ Over 90%

5. Last school year, approximately what percentage of students at your school enrolled after the first day of school?

- Ⓐ 0%
- Ⓑ 1–3%
- Ⓒ 4–6%
- Ⓓ 7–10%
- Ⓔ 11–20%
- Ⓕ Over 20%

6. Last school year, approximately what percentage of students at your school left before the end of the school year?

- Ⓐ 0%
- Ⓑ 1–3%
- Ⓒ 4–6%
- Ⓓ 7–10%
- Ⓔ 11–20%
- Ⓕ Over 20%

VH240211

7. About what percentage of your students is absent on an average day? (Include excused and unexcused absences in calculating this rate.)

- Ⓐ 0–2%
- Ⓑ 3–5%
- Ⓒ 6–10%
- Ⓓ More than 10%

VH240212

8. About what percentage of your teachers is absent on an average day? (Include all absences in calculating this rate.)

- Ⓐ 0–2%
- Ⓑ 3–5%
- Ⓒ 6–10%
- Ⓓ More than 10%

VH240215

9. Does your school participate in the National School Lunch Program?

- Ⓐ Yes
- Ⓑ No

VH240216

10. How does the school operate the program?

- Ⓐ Student eligibility is determined individually, and eligible students receive free or reduced-price lunch.
- Ⓑ All students in school receive free lunch under special provisions (e.g., Provision 2 or 3).

11. If your school distributes free lunch to all students under Provision 2 or 3, what was the **base year** during which individual student eligibility was collected?
- Ⓐ This school does not distribute free lunch to all students under Provision 2 or 3—eligibility is determined annually.
  - Ⓑ 2015
  - Ⓒ 2014
  - Ⓓ 2013
  - Ⓔ 2012
  - Ⓕ 2011
  - Ⓖ 2010 or earlier

12. During this school year, about what percentage of students in your school was eligible to receive a free or reduced-price lunch through the National School Lunch Program?
- Ⓐ 0%
  - Ⓑ 1–5%
  - Ⓒ 6–10%
  - Ⓓ 11–25%
  - Ⓔ 26–34%
  - Ⓕ 35–50%
  - Ⓖ 51–75%
  - Ⓗ 76–99%
  - Ⓘ 100%

13. Does your school receive Title I funding? (Title I is a federally funded program that provides educational services, such as remedial reading or remedial math, to children who live in areas with high concentrations of low-income families.)
- Ⓐ No
  - Ⓑ Yes, our school receives funds, which are targeted to eligible students.
  - Ⓒ Yes, our school receives funds, which are used for schoolwide purposes.



VH241920

14. Approximately what percentage of students in your school receives the following services? Select **one** circle in each row. Students who receive more than one service should be counted for each service they receive. Please report the percentage of students who receive each of the following services as of the day you respond to this questionnaire.

	None	1-5%	6-10%	11-25%	26-50%	51-75%	76-90%	Over 90%	
a. Targeted Title I services	(A)	(B)	(C)	(D)	(E)	(F)	(G)	(H)	VH241931
b. Gifted and talented program	(A)	(B)	(C)	(D)	(E)	(F)	(G)	(H)	VH241922
c. Instruction provided in student's home language (non-English)	(A)	(B)	(C)	(D)	(E)	(F)	(G)	(H)	VH241923
d. English-as-a-second-language (not in a bilingual education program)	(A)	(B)	(C)	(D)	(E)	(F)	(G)	(H)	VH241924
e. Special education	(A)	(B)	(C)	(D)	(E)	(F)	(G)	(H)	VH241925

VH240220

15. During a typical week of school, what is the total number of regularly scheduled volunteers, including parents, working in the school?

- (A) 0
- (B) 1-5
- (C) 6-10
- (D) 11-15
- (E) 16-25
- (F) More than 25

16. Approximately what percentage of students in your school have parents or guardians who do each of the following activities? Select **one** circle in each row.

	Not applicable	0–10%	11–25%	26–50%	Over 50%	
a. Volunteer regularly to help in the classroom or another part of the school	Ⓐ	Ⓑ	Ⓒ	Ⓓ	Ⓔ	VH241940
b. Attend teacher–parent conferences	Ⓐ	Ⓑ	Ⓒ	Ⓓ	Ⓔ	VH241939

For all teacher counts entered in item 17:

*INCLUDE these types of teachers:*

- Regular
- Special area or resource teachers (e.g., special education, Title I, art, music, physical education)
- Long-term substitute teachers

*INCLUDE these types of teachers:*

- Itinerant teachers who teach part-time at this school
- Employees reported in other items of this section if they also have a part-time teaching assignment at this school

*DO NOT INCLUDE:*

- Student teachers
- Short-term substitute teachers
- Teachers who teach ONLY pre-kindergarten or adult education

17. Around the first of October, how many TEACHERS held full-time or part-time positions or assignments in this school? *If none, mark (0) in the boxes.*

**a. Full-time**

\_\_\_\_\_ Full-time teachers

**b. Part-time**

\_\_\_\_\_ Part-time teachers

VH240221

18. Does your school or district offer tenure to teachers?

- Ⓐ Yes
- Ⓑ No

VH241941

19. Of the following categories of teachers who were full-time teachers at your school at the end of the last school year, what percentage stayed on as full-time teachers for this school year? Select **one** circle in each row.

	0–10%	11–25%	26–50%	51–75%	76–90%	Over 90%	
a. Non-tenured teachers who had taught for at least one year	Ⓐ	Ⓑ	Ⓒ	Ⓓ	Ⓔ	Ⓕ	VH241943
b. Tenured teachers	Ⓐ	Ⓑ	Ⓒ	Ⓓ	Ⓔ	Ⓕ	VH241942

VH254012

20. In the last school year, how many full-time teachers were new to your school?

VH240222

21. Of the full-time teachers who were new to your school last year, what percentage stayed on as full-time teachers for this school year?

- Ⓐ 0–10%
- Ⓑ 11–25%
- Ⓒ 26–50%
- Ⓓ 51–75%
- Ⓔ 76–90%
- Ⓕ Over 90%

22. Approximately what percentage of eighth-graders in your school is new this year?

%

23. About what percentage of this year's eighth-graders was held back and is repeating eighth grade?

- Ⓐ 0%
- Ⓑ 1–2%
- Ⓒ 3–5%
- Ⓓ 6–10%
- Ⓔ More than 10%

24. In your school, is there a wireless Internet connection that students can use for schoolwork?

- Ⓐ No
- Ⓑ Yes, in some areas of the school.
- Ⓒ Yes, everywhere or almost everywhere in the school.

25. This school year, did your school provide teachers with **laptop computers** for teaching and class preparation?

- Ⓐ No
- Ⓑ Yes, some teachers.
- Ⓒ Yes, all teachers.

26. This school year, did your school provide teachers with **tablets** (for example, Surface Pro, iPad, or Kindle Fire) for teaching and class preparation?

- Ⓐ No
- Ⓑ Yes, some teachers.
- Ⓒ Yes, all teachers.

27. This school year, did your school offer technical support to teachers for **computers** and **tablets** used in this school?

- Ⓐ No
- Ⓑ Yes, we have technical support staff in the school.
- Ⓒ Yes, we are partnering with a provider outside the school.

28. How often do teachers do the following in this school? Select **one** circle in each row.

	Never	About once or twice a year	About once or twice a month	About once or twice a week	Every day or almost every day	Several times a day	
a. Teach jointly as a team in the same class	Ⓐ	Ⓑ	Ⓒ	Ⓓ	Ⓔ	Ⓕ	VH311410
b. Observe other teachers' classes and provide feedback	Ⓐ	Ⓑ	Ⓒ	Ⓓ	Ⓔ	Ⓕ	VH311411
c. Engage in joint activities across different classes and age groups (e.g., projects)	Ⓐ	Ⓑ	Ⓒ	Ⓓ	Ⓔ	Ⓕ	VH311412
d. Exchange teaching materials with colleagues	Ⓐ	Ⓑ	Ⓒ	Ⓓ	Ⓔ	Ⓕ	VH311413
e. Engage in discussions about the learning development of specific students	Ⓐ	Ⓑ	Ⓒ	Ⓓ	Ⓔ	Ⓕ	VH311414
f. Work with other teachers during common planning times to ensure common standards in evaluations for assessing student progress	Ⓐ	Ⓑ	Ⓒ	Ⓓ	Ⓔ	Ⓕ	VH311415

29. In this school year, which of the following types of computers or other digital devices are available in your school for student use? Select **all** squares that apply.

- A Desktop computers
- B Laptop computers
- C Tablets (for example, Surface Pro, iPad, Kindle Fire)
- D Other digital devices (Please specify): \_\_\_\_\_

30. In your school, where are **desktop computers** available for students to work? Select **all** squares that apply.

- A In some classrooms
- B In all classrooms
- C In a media center
- D In a computer lab
- E In the school library
- F Other (Please specify): \_\_\_\_\_

31. What is the average age of the **desktop computers** in your school?

- A Less than 1 year
- B 1–1.9 years
- C 2–3.9 years
- D 4–5.9 years
- E 6 or more years
- F I don't know.

32. In your school, where are **laptop computers** available for students to work? Select **all** squares that apply.

A In some classrooms

B In all classrooms

C In a media center

D In a computer lab

E In the school library

F Other (Please specify): \_\_\_\_\_

33. What is the total number of **laptop computers** available for students in your school? Enter the number of laptop computers.

34. What is the average age of the **laptop computers** in your school?

A Less than 1 year

B 1–1.9 years

C 2–3.9 years

D 4–5.9 years

E 6 or more years

F I don't know.



35. In your school, where are **tablets** (for example, Surface Pro, iPad, Kindle Fire) available for students to work? Select **all** squares that apply.

A In some classrooms

B In all classrooms

C In a media center

D In a computer lab

E In the school library

F Other (Please specify): \_\_\_\_\_

36. What is the total number of **tablets** (for example, Surface Pro, iPad, Kindle Fire) available for students in your school? Enter the number of tablets.

37. What is the average age of the **tablets** (for example, Surface Pro, iPad, Kindle Fire) in your school?

A Less than 1 year

B 1–1.9 years

C 2–3.9 years

D 4–5.9 years

E 6 or more years

F I don't know.

38. Please identify the organization(s) listed below to which your school is most closely affiliated. Select **all** squares that apply.

- A American Association of Christian Schools
- B Association of Christian Schools International
- C Christian Schools International
- D National Association of Episcopal Schools
- E National Association of Independent Schools
- F National Catholic Educational Association
- G National Society of Hebrew Day Schools
- H The Association of Boarding Schools
- I Other (Please specify): \_\_\_\_\_
- J None of the above

39. Is your school a public **charter** school?

(A charter school is a public school that, in accordance with an enabling state statute, has been granted a charter exempting it from selected state or local rules and regulations. A charter school may be a newly created school, or it may previously have been a public or private school.)

- A Yes
- B No

40. In which year did your school start providing instruction as a charter school?

VH240224

41. Who granted your school's current charter?

- Ⓐ School district
- Ⓑ State board of education (includes state board of regents and District of Columbia State Board of Education)
- Ⓒ Postsecondary institution
- Ⓓ State charter-granting agency
- Ⓔ City or state public charter school board
- Ⓕ Other (specify): \_\_\_\_\_

VH240225

42. What is the legal status of your school?

- Ⓐ Officially part of the school district or local education agency (LEA)
- Ⓑ Independent from the school district or local education agency (LEA)
- Ⓒ A separate local education agency (LEA) as stipulated by state law

VH240226

43. Is this school operated by a company or organization that also operates other charter schools?

- Ⓐ Yes
- Ⓑ No

44. Which one of the following best describes your charter school’s **primary** focus in terms of program content?
- Ⓐ We have a comprehensive curriculum with no specialized area of focus.
  - Ⓑ We have a special curricular focus, for example, the arts, math/science, foreign language immersion.
  - Ⓒ Our curriculum is based on a particular educational theory, for example, Montessori, open school, Core Knowledge.
  - Ⓓ Our curriculum is based on a particular moral philosophy or set of values, for example, African-centered education, character-based education, Eastern philosophy.

45. Does your school provide a written contract for parents?
- Ⓐ Yes, and parents are required to abide by it.
  - Ⓑ Yes, but signing it is voluntary.
  - Ⓒ No

46. Are the following elements addressed in your charter–parent contract? Select **one** circle in each row.

	<b>Yes</b>	<b>No</b>	
a. Dress code	Ⓐ	Ⓑ	VH241947
b. Home learning environment	Ⓐ	Ⓑ	VH241951
c. Homework	Ⓐ	Ⓑ	VH241946
d. Parent–teacher communication	Ⓐ	Ⓑ	VH241953
e. Parent volunteering	Ⓐ	Ⓑ	VH241952
f. School discipline policy	Ⓐ	Ⓑ	VH241948
g. Student attendance	Ⓐ	Ⓑ	VH241945
h. Student promotion policy	Ⓐ	Ⓑ	VH241950
i. Other (specify): _____	Ⓐ	Ⓑ	VH259448

# School Grade 8 Reading

School Grade 8 Reading Questions

1. Is there a reading specialist available (full- or part-time) to eighth-grade students at your school?

- Ⓐ Yes, available full-time to eighth-grade students
- Ⓑ Yes, available part-time to eighth-grade students
- Ⓒ No

2. To what extent are each of the following a responsibility of the reading specialist(s) available to eighth-grade students at your school? Select **one** circle in each row.

	Not at all	Small extent	Moderate extent	Large extent	
a. Provide one-on-one help to students on various reading topics	Ⓐ	Ⓑ	Ⓒ	Ⓓ	VH259962
b. Provide one-on-one help to students at various achievement levels	Ⓐ	Ⓑ	Ⓒ	Ⓓ	VH259963

3. Is there a literacy coach available (full- or part-time) to eighth-grade teachers at your school?

- Ⓐ Yes, available full-time to eighth-grade teachers
- Ⓑ Yes, available part-time to eighth-grade teachers
- Ⓒ No

4. To what extent are each of the following a responsibility of the literacy coach(es) available to eighth-grade teachers at your school? Select **one** circle in each row.

	Not at all	Small extent	Moderate extent	Large extent	
a. Provide assistance/support to individual teachers about English/language arts content or the teaching of English/language arts	Ⓐ	Ⓑ	Ⓒ	Ⓓ	VH240604
b. Conduct professional development for groups of teachers about English/language arts content or the teaching of English/language arts	Ⓐ	Ⓑ	Ⓒ	Ⓓ	VH240603

5. In addition to English/language arts teachers, does your school have the following personnel to assist with English/language arts class instruction for eighth-grade students with disabilities (SD)? Select **one** circle in each row.

	Yes	No	
a. Special Education teachers (and related service providers)	<input type="radio"/> A	<input type="radio"/> B	VH240621
b. Reading specialists or literacy coaches	<input type="radio"/> A	<input type="radio"/> B	VH240622
c. Speech pathologists	<input type="radio"/> A	<input type="radio"/> B	VH240623
d. Paraprofessionals or teacher aides who are trained to work with students with disabilities	<input type="radio"/> A	<input type="radio"/> B	VH240624
e. Paraprofessionals or teacher aides who are not trained to work with students with disabilities	<input type="radio"/> A	<input type="radio"/> B	VH240627
f. Parent volunteers	<input type="radio"/> A	<input type="radio"/> B	VH240626

6. In addition to English/language arts teachers, does your school have the following personnel to assist with English/language arts class instruction for eighth-grade English language learners (ELL)? Select **one** circle in each row.

	Yes	No	
a. Certified ELL/bilingual education teachers	<input type="radio"/> A	<input type="radio"/> B	VH240708
b. Reading specialists or literacy coaches	<input type="radio"/> A	<input type="radio"/> B	VH240705
c. Speech pathologists	<input type="radio"/> A	<input type="radio"/> B	VH240706
d. Paraprofessionals or teacher aides who are trained to work with students who are ELL	<input type="radio"/> A	<input type="radio"/> B	VH240710
e. Paraprofessionals or teacher aides who are not trained to work with students who are ELL	<input type="radio"/> A	<input type="radio"/> B	VH240707
f. Parent volunteers	<input type="radio"/> A	<input type="radio"/> B	VH240709



7. To what extent is your school’s English/language arts program structured according to the following resources? Select **one** circle in each row.

	Not at all	Small extent	Moderate extent	Large extent	
a. State curriculum standards or frameworks	<input type="radio"/> A	<input type="radio"/> B	<input type="radio"/> C	<input type="radio"/> D	VH240606
b. District curriculum standards or curriculum guides	<input type="radio"/> A	<input type="radio"/> B	<input type="radio"/> C	<input type="radio"/> D	VH240607
c. Results from state/district assessments	<input type="radio"/> A	<input type="radio"/> B	<input type="radio"/> C	<input type="radio"/> D	VH240608
d. In-school curriculum frameworks and standards for learning	<input type="radio"/> A	<input type="radio"/> B	<input type="radio"/> C	<input type="radio"/> D	VH240609
e. Results from school assessments	<input type="radio"/> A	<input type="radio"/> B	<input type="radio"/> C	<input type="radio"/> D	VH240614
f. Recommendations from school reading/language arts department	<input type="radio"/> A	<input type="radio"/> B	<input type="radio"/> C	<input type="radio"/> D	VH240611
g. Discretion of individual teachers	<input type="radio"/> A	<input type="radio"/> B	<input type="radio"/> C	<input type="radio"/> D	VH240612
h. Internet resources	<input type="radio"/> A	<input type="radio"/> B	<input type="radio"/> C	<input type="radio"/> D	VH240610

8. To what extent does your school’s eighth-grade English/language arts curriculum focus on preparation for the following types of assessments? Select **one** circle in each row.

	Not at all	Small extent	Moderate extent	Large extent	
a. State assessments	<input type="radio"/> A	<input type="radio"/> B	<input type="radio"/> C	<input type="radio"/> D	VH240619
b. District assessments	<input type="radio"/> A	<input type="radio"/> B	<input type="radio"/> C	<input type="radio"/> D	VH240618
c. School assessments	<input type="radio"/> A	<input type="radio"/> B	<input type="radio"/> C	<input type="radio"/> D	VH240617

9. During the last two years, to what extent have professional development activities offered to teachers in your school focused on the following? Select **one** circle in each row.

	Not at all	Small extent	Moderate extent	Large extent	
a. Use of English/language arts across the curriculum	<input type="radio"/> A	<input type="radio"/> B	<input type="radio"/> C	<input type="radio"/> D	VH259997
b. Interpreting and analyzing literature	<input type="radio"/> A	<input type="radio"/> B	<input type="radio"/> C	<input type="radio"/> D	VH240555
c. Interpreting and analyzing informational texts	<input type="radio"/> A	<input type="radio"/> B	<input type="radio"/> C	<input type="radio"/> D	VH240559
d. Understanding the cognitive process of an individual when they are reading or writing	<input type="radio"/> A	<input type="radio"/> B	<input type="radio"/> C	<input type="radio"/> D	VH260000
e. Use of scoring guides to evaluate student work	<input type="radio"/> A	<input type="radio"/> B	<input type="radio"/> C	<input type="radio"/> D	VH260001
f. Instructional strategies for teaching English/language arts	<input type="radio"/> A	<input type="radio"/> B	<input type="radio"/> C	<input type="radio"/> D	VH260002

10. How much is your school's ability to provide instruction affected by a lack of the following resources? Select **one** circle in each row.

	Not at all	A little	Some	A lot	
a. Teachers with a specialization in English/language arts	<input type="radio"/> A	<input type="radio"/> B	<input type="radio"/> C	<input type="radio"/> D	VH260138
b. Computer software for English/language arts instruction	<input type="radio"/> A	<input type="radio"/> B	<input type="radio"/> C	<input type="radio"/> D	VH260140
c. Library books	<input type="radio"/> A	<input type="radio"/> B	<input type="radio"/> C	<input type="radio"/> D	VH260142
d. Audio-visual resources for English/language arts instruction	<input type="radio"/> A	<input type="radio"/> B	<input type="radio"/> C	<input type="radio"/> D	VH260143

# **School Grade 8 Mathematics**

School Grade 8 Mathematics Questions

1. This year, how many teachers are teaching mathematics in your school? Enter the number of teachers.

2. In your school, approximately what percentage of eighth-grade students enrolls in more than one mathematics class in a year (including summer school two-block classes) **for remediation or to catch up a grade level**? Do not include students who receive additional mathematics instruction as part of special education or because of IEP provisions.
- Ⓐ 0–10%
  - Ⓑ 11–20%
  - Ⓒ 21–30%
  - Ⓓ 31–40%
  - Ⓔ 41–50%
  - Ⓕ More than 50%

3. In this school year, to what extent are each of the following a responsibility of the mathematics resource teacher(s) available to eighth-grade students at your school? Select **one** circle in each row.

	Not at all	Small extent	Moderate extent	Large extent	
a. Provide mathematics remediation/intervention to individual students	Ⓐ	Ⓑ	Ⓒ	Ⓓ	VH270552
b. Provide mathematics remediation/intervention to groups of students	Ⓐ	Ⓑ	Ⓒ	Ⓓ	VH270553
c. Provide mathematics enrichment to individual students	Ⓐ	Ⓑ	Ⓒ	Ⓓ	VH270554
d. Provide mathematics enrichment to groups of students	Ⓐ	Ⓑ	Ⓒ	Ⓓ	VH270555
e. Provide extra-help sessions for students during regular school hours	Ⓐ	Ⓑ	Ⓒ	Ⓓ	VH270557
f. Provide after-school tutoring for students	Ⓐ	Ⓑ	Ⓒ	Ⓓ	VH270558

4. To what extent does your school provide up-to-date technology resources for mathematics teaching and learning?

- Ⓐ Not at all
- Ⓑ Small extent
- Ⓒ Moderate extent
- Ⓓ Large extent

5. Approximately what percentage of your school’s classrooms has the following technological resources for eighth-grade mathematics instruction? Select **one** circle in each row.

	0%	1–25%	26–50%	51–75%	76–99%	100%	
a. Cable/satellite/ closed-circuit television	Ⓐ	Ⓑ	Ⓒ	Ⓓ	Ⓔ	Ⓕ	VH270603
b. VCR/DVD player	Ⓐ	Ⓑ	Ⓒ	Ⓓ	Ⓔ	Ⓕ	VH270604
c. Digital/video camera	Ⓐ	Ⓑ	Ⓒ	Ⓓ	Ⓔ	Ⓕ	VH270606
d. Videoconferencing equipment	Ⓐ	Ⓑ	Ⓒ	Ⓓ	Ⓔ	Ⓕ	VH270607
e. Scanner for images or text	Ⓐ	Ⓑ	Ⓒ	Ⓓ	Ⓔ	Ⓕ	VH270608
f. Device for projecting images directly from a desktop or laptop computer	Ⓐ	Ⓑ	Ⓒ	Ⓓ	Ⓔ	Ⓕ	VH270609
g. Desktop or laptop computer	Ⓐ	Ⓑ	Ⓒ	Ⓓ	Ⓔ	Ⓕ	VH270610
h. Internet	Ⓐ	Ⓑ	Ⓒ	Ⓓ	Ⓔ	Ⓕ	VH270611
i. Printer	Ⓐ	Ⓑ	Ⓒ	Ⓓ	Ⓔ	Ⓕ	VH270612
j. Handheld devices	Ⓐ	Ⓑ	Ⓒ	Ⓓ	Ⓔ	Ⓕ	VH270613
k. Interactive whiteboard	Ⓐ	Ⓑ	Ⓒ	Ⓓ	Ⓔ	Ⓕ	VH270614
l. Document camera	Ⓐ	Ⓑ	Ⓒ	Ⓓ	Ⓔ	Ⓕ	VH270616
m. Tablet (for example, Surface Pro, iPad, Kindle Fire)	Ⓐ	Ⓑ	Ⓒ	Ⓓ	Ⓔ	Ⓕ	VH270615

6. In this school year, did your school offer any of the following activities? Select **one** circle in each row.

	Yes	No	
a. Opportunities for students to discuss mathematics work, including homework, with their teachers.	<input type="radio"/>	<input type="radio"/>	VH270635
b. Peer tutoring in mathematics	<input type="radio"/>	<input type="radio"/>	VH270636
c. Mathematics competitions	<input type="radio"/>	<input type="radio"/>	VH270637
d. Chess clubs	<input type="radio"/>	<input type="radio"/>	VH270638
e. Programming classes	<input type="radio"/>	<input type="radio"/>	VH270640
f. Mathematics clubs	<input type="radio"/>	<input type="radio"/>	VH270641
g. Teacher led tutoring sessions in mathematics for groups of students	<input type="radio"/>	<input type="radio"/>	VH270643
h. Teacher led extra-help sessions in mathematics	<input type="radio"/>	<input type="radio"/>	VH270644
i. Family mathematics night	<input type="radio"/>	<input type="radio"/>	VH270645

7. In this school year, what percentage of students has gone to other schools (neighboring middle school, high school, or college) to receive mathematics instruction?

- Ⓐ 0–10%
- Ⓑ 11–20%
- Ⓒ 21–30%
- Ⓓ 31–40%
- Ⓔ 41–50%
- Ⓕ More than 50%

8. Below are some sentences about students who may have to go to other schools for mathematics instruction. Please indicate which statements apply to your students. Select **one** circle in each row.

	Yes	No	
a. There are students in my school who take high school mathematics classes.	Ⓐ	Ⓑ	VH270660
b. My school provides credit for students who take high school or college mathematics classes.	Ⓐ	Ⓑ	VH270661
c. Students at my school who take high school mathematics classes also take the same tests as high school students taking the same course.	Ⓐ	Ⓑ	VH270663
d. There are algebra classes offered in my school that are equivalent to algebra classes offered at the high schools in my district.	Ⓐ	Ⓑ	VH270664



# School Grade 8 Writing

School Grade 8 Writing Questions

VH312559

1. This year, have the following professional development programs (i.e., training sessions and workshops, including online classes) been offered in your school **for English/language arts teachers**? Select **one or more** circles in each row.

	Yes, provided by school or district personnel	Yes, provided by professionals outside of my school or district	No	
a. Programs aimed at developing and improving practices for writing instruction	Ⓐ	Ⓑ	Ⓒ	VH312560
b. Programs aimed at developing and improving teachers' keyboarding skills	Ⓐ	Ⓑ	Ⓒ	VH312561
c. Programs aimed at developing and improving teachers' word processing skills	Ⓐ	Ⓑ	Ⓒ	VH312562
d. Other programs (Please specify): _____	Ⓐ	Ⓑ	Ⓒ	VH312563

VH312570

2. This year, have the following professional development programs (i.e., training sessions and workshops, including online classes) been offered in your school **for teachers not teaching English/language arts**? Select **one or more** circles in each row.

	Yes, provided by school or district personnel	Yes, provided by professionals outside of my school or district	No	
a. Programs aimed at developing and improving practices for writing instruction	Ⓐ	Ⓑ	Ⓒ	VH312571
b. Programs aimed at developing and improving teachers' keyboarding skills	Ⓐ	Ⓑ	Ⓒ	VH312572
c. Programs aimed at developing and improving teachers' word processing skills	Ⓐ	Ⓑ	Ⓒ	VH312574
d. Other programs (Please specify): _____	Ⓐ	Ⓑ	Ⓒ	VH312575

3. How often are teachers in your school expected to give students **writing assignments** (for example, short written answers, essays, research papers) in the following classes? Select **one** circle in each row.

	There is no specific expectation around this in my school.	Never	About once or twice a year	About once or twice a month	About once or twice a week	Every day or almost every day	
a. English/language arts class	<input type="radio"/> A	<input type="radio"/> B	<input type="radio"/> C	<input type="radio"/> D	<input type="radio"/> E	<input type="radio"/> F	VH312580
b. Social studies class such as history, civics, government, or geography	<input type="radio"/> A	<input type="radio"/> B	<input type="radio"/> C	<input type="radio"/> D	<input type="radio"/> E	<input type="radio"/> F	VH312581
c. Science class	<input type="radio"/> A	<input type="radio"/> B	<input type="radio"/> C	<input type="radio"/> D	<input type="radio"/> E	<input type="radio"/> F	VH312582
d. Mathematics class	<input type="radio"/> A	<input type="radio"/> B	<input type="radio"/> C	<input type="radio"/> D	<input type="radio"/> E	<input type="radio"/> F	VH312583

4. Approximately what percentage of their instructional time are teachers in your school expected to devote to **teaching writing** to 8th grade students in the following subjects? Fill in integer numbers **between 1 and 100** on each row. If there is **no** specific expectation for a particular subject, **enter 0** for that row.

English/language arts class \_\_\_\_\_ %

Social studies class such as history, civics, government, or geography \_\_\_\_\_ %

Science class \_\_\_\_\_ %

Mathematics class \_\_\_\_\_ %

5. Does your school offer students the opportunity to submit their writing to or participate in any of the following? Select **one** circle in each row.

	Yes	No	
a. School newspaper	<input type="radio"/> A	<input type="radio"/> B	VH312624
b. School website	<input type="radio"/> A	<input type="radio"/> B	VH312625
c. Discussion blog	<input type="radio"/> A	<input type="radio"/> B	VH312627

6. Does your school offer any of the following school-sponsored activities to 8th grade students? Select **one** circle in each row.

	Yes	No	
a. Writing club(s) (for example, a creative writing or poetry group)	Ⓐ	Ⓑ	VH312636
b. Writing competition(s)	Ⓐ	Ⓑ	VH312637
c. Special courses or workshops to improve keyboarding skills	Ⓐ	Ⓑ	VH312639
d. Special courses or workshops to learn how to use word processing software	Ⓐ	Ⓑ	VH312640
e. Drama club where students write their own plays	Ⓐ	Ⓑ	VH312643
f. Other (Please specify): _____	Ⓐ	Ⓑ	VH312644

7. Does your school or district offer summer programs in **writing** remediation or enrichment to students? Select **one** circle in each row.

	Yes	No	
a. Remediation	Ⓐ	Ⓑ	VH312596
b. Enrichment	Ⓐ	Ⓑ	VH312597

8. Approximately what percentage of their instructional time are **English/language arts teachers** in your school expected to devote to each of the following when **teaching writing** to 8th grade students? Fill in integer numbers **between 1 and 100** on each corresponding row so that the total sums up to 100. If there is **no** specific expectation for a particular topic, **enter 0** for that row.

Development of ideas \_\_\_\_\_ %

Organization of ideas \_\_\_\_\_ %

Effectiveness of expression (e.g., sentence variety, word choice, tone) \_\_\_\_\_ %

Mechanics and conventions (e.g., spelling, grammar, punctuation) \_\_\_\_\_ %

Word processing skills \_\_\_\_\_ %

Other (Please specify): \_\_\_\_\_ %

9. Which of the following best describes the keyboarding skills expected of **English/language arts teachers** in your school?

- Ⓐ There is no specific expectation around this in my school.
- Ⓑ Hunt and peck typing/Two-finger typing
- Ⓒ Basic touch-typing
- Ⓓ Rapid and accurate touch-typing

10. Approximately how many of the **English/language arts teachers** in your school meet the expectations regarding their keyboarding skills?

- Ⓐ None
- Ⓑ Very few teachers
- Ⓒ Some but less than half of the teachers
- Ⓓ About half of the teachers
- Ⓔ More than half of the teachers
- Ⓕ All or almost all teachers

VH313722

11. Approximately what percentage of the **English/language arts teachers** in your school meet the expectations regarding their keyboarding skills?

%

VH313726

12. Which of the following best describes the word processing skills expected of **English/language arts teachers** in your school?

- Ⓐ There is no specific expectation around this in my school.
- Ⓑ Basic skills
- Ⓒ Intermediate skills
- Ⓓ Advanced skills

VH313728

13. Approximately how many of the **English/language arts teachers** in your school meet the expectations regarding their word processing skills?

- Ⓐ None
- Ⓑ Very few teachers
- Ⓒ Some but less than half of the teachers
- Ⓓ About half of the teachers
- Ⓔ More than half of the teachers
- Ⓕ All or almost all teachers

VH313737

14. Approximately what percentage of the **English/language arts teachers** in your school meet the expectations regarding their word processing skills?

%

**School Grade 8**  
**School Characteristics and Policies (SCP) / Core**  
**Proof of Concept (Puerto Rico)**

School Grade 8(PR POC) SCP Questions

1. What grades are taught in your school? Select **all** squares that apply.

- Ⓐ Pre-kindergarten
- Ⓑ Kindergarten
- Ⓒ 1st grade
- Ⓓ 2nd grade
- Ⓔ 3rd grade
- Ⓕ 4th grade
- Ⓖ 5th grade
- Ⓗ 6th grade
- Ⓙ 7th grade
- Ⓝ 8th grade
- Ⓚ 9th grade
- Ⓛ 10th grade
- Ⓜ 11th grade
- Ⓝ 12th grade



2. Can your school be described by any of the following? Select **all** squares that apply.

- A Elementary school
- B Middle or junior high school
- C Secondary school
- D Regular school with a magnet program
- E A magnet school or a school with a special program emphasis, e.g., science/mathematics school, performing arts school, talented/gifted school, foreign language immersion school
- F Special education school: primarily serves students with disabilities
- G Alternative school: offers a curriculum designed to provide alternative or nontraditional education, not clearly categorized as regular, special, or vocational education
- H Private independent school
- I Private religiously affiliated school
- J Independent charter school
- K Charter school administered by local school district
- L Other (Please specify): \_\_\_\_\_

3. What is the current enrollment in your school?

4. Approximately what percentage of eighth-graders in your school is new this year?

%

5. Of the students currently enrolled in your school, what percentage has been identified as limited-Spanish proficient?

- Ⓐ 0%
- Ⓑ 1–5%
- Ⓒ 6–10%
- Ⓓ 11–25%
- Ⓔ 26–50%
- Ⓕ 51–75%
- Ⓖ 76–90%
- Ⓗ Over 90%

6. Last school year, approximately what percentage of students at your school enrolled after the first day of school?

- Ⓐ 0%
- Ⓑ 1–3%
- Ⓒ 4–6%
- Ⓓ 7–10%
- Ⓔ 11–20%
- Ⓕ Over 20%

7. Last school year, approximately what percentage of students at your school left before the end of the school year?

- Ⓐ 0%
- Ⓑ 1–3%
- Ⓒ 4–6%
- Ⓓ 7–10%
- Ⓔ 11–20%
- Ⓕ Over 20%

VH240211

8. About what percentage of your students is absent on an average day? (Include excused and unexcused absences in calculating this rate.)

- Ⓐ 0–2%
- Ⓑ 3–5%
- Ⓒ 6–10%
- Ⓓ More than 10%

VH240212

9. About what percentage of your teachers is absent on an average day? (Include all absences in calculating this rate.)

- Ⓐ 0–2%
- Ⓑ 3–5%
- Ⓒ 6–10%
- Ⓓ More than 10%

VH240214

10. About what percentage of this year's eighth-graders was held back and is repeating eighth grade?

- Ⓐ 0%
- Ⓑ 1–2%
- Ⓒ 3–5%
- Ⓓ 6–10%
- Ⓔ More than 10%

VH240215

11. Does your school participate in the National School Lunch Program?

- Ⓐ Yes
- Ⓑ No Questions 12–14 are not applicable and will be skipped.

12. How does the school operate the program?

- Ⓐ Student eligibility is determined individually, and eligible students receive free or reduced-price lunch. *Question 13 is not applicable and will be skipped.*
- Ⓑ All students in school receive free lunch under special provisions (e.g., Provision 2 or 3).

13. If your school distributes free lunch to all students under Provision 2 or 3, what was the **base year** during which individual student eligibility was collected?

- Ⓐ This school does not distribute free lunch to all students under Provision 2 or 3—eligibility is determined annually.
- Ⓑ 2015
- Ⓒ 2014
- Ⓓ 2013
- Ⓔ 2012
- Ⓕ 2011
- Ⓖ 2010 or earlier

14. During this school year, about what percentage of students in your school was eligible to receive a free or reduced-price lunch through the National School Lunch Program?

- Ⓐ 0%
- Ⓑ 1–5%
- Ⓒ 6–10%
- Ⓓ 11–25%
- Ⓔ 26–34%
- Ⓕ 35–50%
- Ⓖ 51–75%
- Ⓗ 76–99%
- Ⓘ 100%

15. Does your school receive Title I funding? (Title I is a federally funded program that provides educational services, such as remedial reading or remedial math, to children who live in areas with high concentrations of low-income families.)

- A No
- B Yes, our school receives funds, which are targeted to eligible students.
- C Yes, our school receives funds, which are used for schoolwide purposes.

16. Approximately what percentage of students in your school receives the following services? Select **one** circle in each row. Students who receive more than one service should be counted for each service they receive. Please report the percentage of students who receive each of the following services as of the day you respond to this questionnaire.

	None	1-5%	6-10%	11-25%	26-50%	51-75%	76-90%	Over 90%	
a. Targeted Title I services	<input type="radio"/> A	<input type="radio"/> B	<input type="radio"/> C	<input type="radio"/> D	<input type="radio"/> E	<input type="radio"/> F	<input type="radio"/> G	<input type="radio"/> H	VH241931
b. Gifted and talented program	<input type="radio"/> A	<input type="radio"/> B	<input type="radio"/> C	<input type="radio"/> D	<input type="radio"/> E	<input type="radio"/> F	<input type="radio"/> G	<input type="radio"/> H	VH241922
c. Instruction provided in student's home language (not in Spanish)	<input type="radio"/> A	<input type="radio"/> B	<input type="radio"/> C	<input type="radio"/> D	<input type="radio"/> E	<input type="radio"/> F	<input type="radio"/> G	<input type="radio"/> H	VH241928
d. Individual language plan	<input type="radio"/> A	<input type="radio"/> B	<input type="radio"/> C	<input type="radio"/> D	<input type="radio"/> E	<input type="radio"/> F	<input type="radio"/> G	<input type="radio"/> H	VH241929
e. Special education	<input type="radio"/> A	<input type="radio"/> B	<input type="radio"/> C	<input type="radio"/> D	<input type="radio"/> E	<input type="radio"/> F	<input type="radio"/> G	<input type="radio"/> H	VH241925

17. During a typical week of school, what is the total number of regularly scheduled volunteers, including parents, working in the school?

- Ⓐ 0
- Ⓑ 1–5
- Ⓒ 6–10
- Ⓓ 11–15
- Ⓔ 16–25
- Ⓕ More than 25

18. Approximately what percentage of students in your school have parents or guardians who do each of the following activities? Select **one** circle in each row.

	<b>Not applicable</b>	<b>0–10%</b>	<b>11–25%</b>	<b>26–50%</b>	<b>Over 50%</b>	
a. Volunteer regularly to help in the classroom or another part of the school	Ⓐ	Ⓑ	Ⓒ	Ⓓ	Ⓔ	VH241940
b. Attend teacher–parent conferences	Ⓐ	Ⓑ	Ⓒ	Ⓓ	Ⓔ	VH241939

For all teacher counts entered in item 19:

*INCLUDE these types of teachers:*

- *Regular*
- *Special area or resource teachers (e.g., special education, Title I, art, music, physical education)*
- *Long-term substitute teachers*

*INCLUDE these types of teachers:*

- *Itinerant teachers who teach part-time at this school*
- *Employees reported in other items of this section if they also have a part-time teaching assignment at this school*

*DO NOT INCLUDE:*

- *Student teachers*
- *Short-term substitute teachers*
- *Teachers who teach ONLY pre-kindergarten or adult education*

**19.** Around the first of October, how many TEACHERS held full-time or part-time positions or assignments in this school? *If none, mark (0) in the boxes.*

**a. Full-time**

\_\_\_\_\_ **Full-time teachers**

**b. Part-time**

\_\_\_\_\_ **Part-time teachers**

**20.** Does your school offer tenure to teachers?

- Ⓐ Yes
- Ⓑ No

VH241941

21. Of the following categories of teachers who were full-time teachers at your school at the end of the last school year, what percentage stayed on as full-time teachers for this school year? Select **one** circle in each row.

	0–10%	11–25%	26–50%	51–75%	76–90%	Over 90%	
a. Nontenured teachers who had taught for at least one year	Ⓐ	Ⓑ	Ⓒ	Ⓓ	Ⓔ	Ⓕ	VH241943
b. Tenured teachers	Ⓐ	Ⓑ	Ⓒ	Ⓓ	Ⓔ	Ⓕ	VH241942

VH254012

22. In the last school year, how many full-time teachers were new to your school?

**If you answered 0, Question 23 is not applicable and will be skipped.**

VH240222

23. Of the full-time teachers who were new to your school last year, what percentage stayed on as full-time teachers for this school year?

- Ⓐ 0–10%
- Ⓑ 11–25%
- Ⓒ 26–50%
- Ⓓ 51–75%
- Ⓔ 76–90%
- Ⓕ Over 90%



**School Grade 8  
Mathematics  
Proof of Concept (Puerto Rico)**

School Grade 8 (PR-POC) Mathematics Questions

1. What percentage of eighth-grade students in your school enrolls in more than one mathematics class in a year (including summer school) for the purpose of remediation or to catch up to grade level? Do not include students who receive additional mathematics instruction as part of special education or because of IEP provisions.

- Ⓐ None
- Ⓑ 1 to 5 percent
- Ⓒ 6 to 10 percent
- Ⓓ 11 to 20 percent
- Ⓔ More than 20 percent

2. What percentage of eighth-grade students in your school enrolls in more than one mathematics class in a year (including summer school) for the purpose of advancement or to get ahead of grade level?

- Ⓐ None
- Ⓑ 1 to 5 percent
- Ⓒ 6 to 10 percent
- Ⓓ 11 to 20 percent
- Ⓔ More than 20 percent

3. What percentage of eighth-grade students in your school is enrolled in the following mathematics classes? Select **one** circle in each row.

	None	1-10%	11-25%	26-50%	51-75%	76-90%	91-100%	
a. Eighth-grade mathematics (not algebra or pre-algebra)	Ⓐ	Ⓑ	Ⓒ	Ⓓ	Ⓔ	Ⓕ	Ⓖ	VH240949
b. Introduction to algebra or pre-algebra	Ⓐ	Ⓑ	Ⓒ	Ⓓ	Ⓔ	Ⓕ	Ⓖ	VH240950
c. Two-year pre-algebra	Ⓐ	Ⓑ	Ⓒ	Ⓓ	Ⓔ	Ⓕ	Ⓖ	VH240953
d. Algebra I (one-year course)	Ⓐ	Ⓑ	Ⓒ	Ⓓ	Ⓔ	Ⓕ	Ⓖ	VH240951
e. Algebra I (first year of two-year course)	Ⓐ	Ⓑ	Ⓒ	Ⓓ	Ⓔ	Ⓕ	Ⓖ	VH240952
f. Algebra I (second year of two-year course)	Ⓐ	Ⓑ	Ⓒ	Ⓓ	Ⓔ	Ⓕ	Ⓖ	VH240956
g. Geometry	Ⓐ	Ⓑ	Ⓒ	Ⓓ	Ⓔ	Ⓕ	Ⓖ	VH240957
h. Algebra II	Ⓐ	Ⓑ	Ⓒ	Ⓓ	Ⓔ	Ⓕ	Ⓖ	VH240954
i. Integrated or sequential mathematics	Ⓐ	Ⓑ	Ⓒ	Ⓓ	Ⓔ	Ⓕ	Ⓖ	VH240955

VH240071

4. Do students who complete a one-year course in Algebra I by the end of eighth-grade receive high school credit?

- A Yes
- B No

VH240072

5. In addition to their regular classroom teacher, is there a mathematics resource teacher available (full- or part-time) to eighth-grade students at your school?

- A Yes, available full-time to eighth-grade students
- B Yes, available part-time to eighth-grade students
- C No *Question 6 is not applicable and will be skipped.*

VH240958

6. To what extent are each of the following a responsibility of the mathematics resource teacher(s) available to eighth-grade students at your school? Select **one** circle in each row.

	Not at all	Small extent	Moderate extent	Large extent	
a. Provide mathematics remediation/intervention to individual students	<input type="radio"/> A	<input type="radio"/> B	<input type="radio"/> C	<input type="radio"/> D	VH240960
b. Provide mathematics remediation/intervention to groups of students	<input type="radio"/> A	<input type="radio"/> B	<input type="radio"/> C	<input type="radio"/> D	VH240962
c. Provide mathematics enrichment to individual students	<input type="radio"/> A	<input type="radio"/> B	<input type="radio"/> C	<input type="radio"/> D	VH240961
d. Provide mathematics enrichment to groups of students	<input type="radio"/> A	<input type="radio"/> B	<input type="radio"/> C	<input type="radio"/> D	VH240959

7. Is there a mathematics coach available (full- or part-time) to eighth-grade teachers at your school?

- Ⓐ Yes, available full-time to eighth-grade teachers
- Ⓑ Yes, available part-time to eighth-grade teachers
- Ⓒ No *Question 8 is not applicable and will be skipped.*

8. To what extent are each of the following a responsibility of the mathematics coach(es) available to eighth-grade teachers at your school? Select **one** circle in each row.

	Not at all	Small extent	Moderate extent	Large extent	
a. Provide support or assistance about mathematics content	Ⓐ	Ⓑ	Ⓒ	Ⓓ	VH240964
b. Provide support or assistance about the teaching of mathematics to individual teachers	Ⓐ	Ⓑ	Ⓒ	Ⓓ	VH240966
c. Conduct professional development about mathematics or the teaching of mathematics for groups of teachers	Ⓐ	Ⓑ	Ⓒ	Ⓓ	VH240965

VH240074

9. Are eighth-grade students typically assigned to mathematics classes by ability and/or achievement levels (so that some instruction groups are higher in average mathematics ability and/or achievement levels than others)?

- Ⓐ Yes
- Ⓑ No

VH240075

10. Please estimate the percentage of students that is transferred to a higher ability/achievement-based placement in mathematics between eighth and ninth grade.

- Ⓐ Less than 1 percent
- Ⓑ 1 to 5 percent
- Ⓒ 6 to 10 percent
- Ⓓ 11 to 25 percent
- Ⓔ More than 25 percent
- Ⓕ Students are not grouped by ability.

VH240076

11. Please estimate the percentage of students that is transferred to a lower ability/achievement-based placement in mathematics between eighth and ninth grade.

- Ⓐ Less than 1 percent
- Ⓑ 1 to 5 percent
- Ⓒ 6 to 10 percent
- Ⓓ 11 to 25 percent
- Ⓔ More than 25 percent
- Ⓕ Students are not grouped by ability.

VH240919

12. To what extent is your school’s mathematics program structured according to the following resources? Select **one** circle in each row.

	Not at all	Small extent	Moderate extent	Large extent	
a. Department of Education curriculum standards or frameworks	<input type="radio"/> A	<input type="radio"/> B	<input type="radio"/> C	<input type="radio"/> D	VH352695
b. District curriculum standards or curriculum guides	<input type="radio"/> A	<input type="radio"/> B	<input type="radio"/> C	<input type="radio"/> D	VH240921
c. Results from Department of Education/district assessments	<input type="radio"/> A	<input type="radio"/> B	<input type="radio"/> C	<input type="radio"/> D	VH352696
d. In-school curriculum frameworks and standards for learning	<input type="radio"/> A	<input type="radio"/> B	<input type="radio"/> C	<input type="radio"/> D	VH240923
e. Results from school assessments	<input type="radio"/> A	<input type="radio"/> B	<input type="radio"/> C	<input type="radio"/> D	VH240924
f. Recommendations from school mathematics department	<input type="radio"/> A	<input type="radio"/> B	<input type="radio"/> C	<input type="radio"/> D	VH240930
g. Discretion of individual teachers	<input type="radio"/> A	<input type="radio"/> B	<input type="radio"/> C	<input type="radio"/> D	VH240926
h. Commercially designed programs	<input type="radio"/> A	<input type="radio"/> B	<input type="radio"/> C	<input type="radio"/> D	VH240927
i. Internet resources	<input type="radio"/> A	<input type="radio"/> B	<input type="radio"/> C	<input type="radio"/> D	VH240925

VH240967

13. To what extent does your school’s eighth-grade mathematics curriculum focus on preparation for the following types of assessments? Select **one** circle in each row.

	Not at all	Small extent	Moderate extent	Large extent	
a. State assessments	<input type="radio"/> A	<input type="radio"/> B	<input type="radio"/> C	<input type="radio"/> D	VH240971
b. District assessments	<input type="radio"/> A	<input type="radio"/> B	<input type="radio"/> C	<input type="radio"/> D	VH240970
c. School assessments	<input type="radio"/> A	<input type="radio"/> B	<input type="radio"/> C	<input type="radio"/> D	VH240969

14. Approximately what percentage of your school’s classrooms has the following technological resources for eighth-grade mathematics instruction? Select **one** circle in each row.

	0%	1–25%	26–50%	51–75%	76–99%	100%	
a. Cable/satellite/ closed-circuit television	<input type="radio"/> A	<input type="radio"/> B	<input type="radio"/> C	<input type="radio"/> D	<input type="radio"/> E	<input type="radio"/> F	VH240973
b. Videodisc player/ VCR/DVD player	<input type="radio"/> A	<input type="radio"/> B	<input type="radio"/> C	<input type="radio"/> D	<input type="radio"/> E	<input type="radio"/> F	VH240974
c. Digital/video camera	<input type="radio"/> A	<input type="radio"/> B	<input type="radio"/> C	<input type="radio"/> D	<input type="radio"/> E	<input type="radio"/> F	VH240975
d. Videoconferencing equipment	<input type="radio"/> A	<input type="radio"/> B	<input type="radio"/> C	<input type="radio"/> D	<input type="radio"/> E	<input type="radio"/> F	VH240976
e. Scanner for images or text	<input type="radio"/> A	<input type="radio"/> B	<input type="radio"/> C	<input type="radio"/> D	<input type="radio"/> E	<input type="radio"/> F	VH240977
f. Projection device for projecting images directly from a computer	<input type="radio"/> A	<input type="radio"/> B	<input type="radio"/> C	<input type="radio"/> D	<input type="radio"/> E	<input type="radio"/> F	VH240983
g. Computer	<input type="radio"/> A	<input type="radio"/> B	<input type="radio"/> C	<input type="radio"/> D	<input type="radio"/> E	<input type="radio"/> F	VH240979
h. Internet	<input type="radio"/> A	<input type="radio"/> B	<input type="radio"/> C	<input type="radio"/> D	<input type="radio"/> E	<input type="radio"/> F	VH240980
i. Computer printer	<input type="radio"/> A	<input type="radio"/> B	<input type="radio"/> C	<input type="radio"/> D	<input type="radio"/> E	<input type="radio"/> F	VH240981
j. Handheld devices (e.g., personal digital assistants)	<input type="radio"/> A	<input type="radio"/> B	<input type="radio"/> C	<input type="radio"/> D	<input type="radio"/> E	<input type="radio"/> F	VH240978



# **School Giving Back Questions**

School Giving Back Questions

VH354138

1. Would you like to receive information about how other school administrators in the nation responded to this questionnaire?

A Yes

B No

VH354139


2. If yes, please provide your email address so that we may send access to the website when it is available in May.

---

# NATIONAL ASSESSMENT OF EDUCATIONAL PROGRESS

## *Submittal for 2016* **VOLUME II** ***SURVEY QUESTIONS***

### **Part 3c** **School Grade 12**



#### **Part 3c contains School Grade 12 components:**

School Characteristics and Policies (SCP)/Core (includes Charter School questions)  
Writing  
Giving Back Questions

*The amount of time estimated to complete these forms:  
Grade 12 School Questionnaire – 30 minutes*

# SCHOOL QUESTIONNAIRES

## OMB Information on School Questionnaire Cover Page

### **Paperwork Burden Statement**

According to the Paperwork Reduction Act of 1995, no persons are required to respond to a collection of information unless it displays a valid OMB control number. The valid OMB control number for this voluntary information collection is 1850-0790. The time required to complete this information collection is estimated to average 30 minutes, including the time to review instructions, search existing data resources, gather the data needed, and complete and review the information collection. If you have any comments concerning the accuracy of the time estimate, suggestions for improving this collection, or any comments or concerns regarding the status of your individual submission of this form, please write to: National Assessment of Educational Progress, National Center for Education Statistics, 1990 K Street, NW, Washington, DC 20006.

### **A project of the National Center for Education Statistics (NCES), Institute of Education Sciences, U.S. Department of Education.**

The information you provide will be used for statistical purposes only. In accordance with the Confidential Information Protection provisions of Title V, Subtitle A, Public Law 107-347 and other applicable Federal laws, your responses will be kept confidential and will not be disclosed in identifiable form to anyone other than employees or agents. By law, every NCES employee as well as every agent, such as contractors and NAEP coordinators, has taken an oath and is subject to a jail term of up to 5 years, a fine of up to \$250,000, or both if he or she willfully discloses ANY identifiable information about you.

OMB No. 1850-0790 APPROVAL EXPIRES 03/31/2016

**School Grade 12**  
**School Characteristics and Policies (SCP) / Core**

School Grade 12 SCP Questions

1. What grades are taught in your school? Select **all** squares that apply.

- Ⓐ Pre-kindergarten
- Ⓑ Kindergarten
- Ⓒ 1st grade
- Ⓓ 2nd grade
- Ⓔ 3rd grade
- Ⓕ 4th grade
- Ⓖ 5th grade
- Ⓗ 6th grade
- Ⓙ 7th grade
- Ⓛ 8th grade
- Ⓚ 9th grade
- Ⓛ 10th grade
- Ⓜ 11th grade
- Ⓝ 12th grade

2. Can your school be described by any of the following? Select **all** squares that apply.

- A Elementary school
- B Middle or junior high school
- C Secondary school
- D Regular school with a magnet program
- E A magnet school or a school with a special program emphasis, e.g., science/mathematics school, performing arts school, talented/gifted school, foreign language immersion school
- F Special education school: primarily serves students with disabilities
- G Alternative school: offers a curriculum designed to provide alternative or nontraditional education, not clearly categorized as regular, special, or vocational education
- H Private independent school
- I Private religiously affiliated school
- J Independent charter school
- K Charter school administered by local school district
- L Other (Please specify): \_\_\_\_\_

3. What is the current enrollment in your school?

--	--	--	--

4. Of the students currently enrolled in your school, what percentage has been identified as limited-English proficient?

- Ⓐ 0%
- Ⓑ 1–5%
- Ⓒ 6–10%
- Ⓓ 11–25%
- Ⓔ 26–50%
- Ⓕ 51–75%
- Ⓖ 76–90%
- Ⓗ Over 90%

5. Last school year, approximately what percentage of students at your school enrolled after the first day of school?

- Ⓐ 0%
- Ⓑ 1–3%
- Ⓒ 4–6%
- Ⓓ 7–10%
- Ⓔ 11–20%
- Ⓕ Over 20%

6. Last school year, approximately what percentage of students at your school left before the end of the school year?

- Ⓐ 0%
- Ⓑ 1–3%
- Ⓒ 4–6%
- Ⓓ 7–10%
- Ⓔ 11–20%
- Ⓕ Over 20%



VH240211

7. About what percentage of your students is absent on an average day? (Include excused and unexcused absences in calculating this rate.)
- Ⓐ 0–2%
  - Ⓑ 3–5%
  - Ⓒ 6–10%
  - Ⓓ More than 10%

VH240212

8. About what percentage of your teachers is absent on an average day? (Include all absences in calculating this rate.)
- Ⓐ 0–2%
  - Ⓑ 3–5%
  - Ⓒ 6–10%
  - Ⓓ More than 10%

VH240215

9. Does your school participate in the National School Lunch Program?
- Ⓐ Yes
  - Ⓑ No

VH240216

10. How does the school operate the program?
- Ⓐ Student eligibility is determined individually, and eligible students receive free or reduced-price lunch.
  - Ⓑ All students in school receive free lunch under special provisions (e.g., Provision 2 or 3).

11. If your school distributes free lunch to all students under Provision 2 or 3, what was the **base year** during which individual student eligibility was collected?
- Ⓐ This school does not distribute free lunch to all students under Provision 2 or 3—eligibility is determined annually.
  - Ⓑ 2015
  - Ⓒ 2014
  - Ⓓ 2013
  - Ⓔ 2012
  - Ⓕ 2011
  - Ⓖ 2010 or earlier

12. During this school year, about what percentage of students in your school was eligible to receive a free or reduced-price lunch through the National School Lunch Program?
- Ⓐ 0%
  - Ⓑ 1–5%
  - Ⓒ 6–10%
  - Ⓓ 11–25%
  - Ⓔ 26–34%
  - Ⓕ 35–50%
  - Ⓖ 51–75%
  - Ⓗ 76–99%
  - Ⓘ 100%

13. Does your school receive Title I funding? (Title I is a federally funded program that provides educational services, such as remedial reading or remedial math, to children who live in areas with high concentrations of low-income families.)
- Ⓐ No
  - Ⓑ Yes, our school receives funds, which are targeted to eligible students.
  - Ⓒ Yes, our school receives funds, which are used for schoolwide purposes.

VH241920

14. Approximately what percentage of students in your school receives the following services? Select **one** circle in each row. Students who receive more than one service should be counted for each service they receive. Please report the percentage of students who receive each of the following services as of the day you respond to this questionnaire.

	None	1-5%	6-10%	11-25%	26-50%	51-75%	76-90%	Over 90%	
a. Targeted Title I services	(A)	(B)	(C)	(D)	(E)	(F)	(G)	(H)	VH241931
b. Gifted and talented program	(A)	(B)	(C)	(D)	(E)	(F)	(G)	(H)	VH241922
c. Instruction provided in student's home language (non-English)	(A)	(B)	(C)	(D)	(E)	(F)	(G)	(H)	VH241923
d. English-as-a-second-language (not in a bilingual education program)	(A)	(B)	(C)	(D)	(E)	(F)	(G)	(H)	VH241924
e. Special education	(A)	(B)	(C)	(D)	(E)	(F)	(G)	(H)	VH241925

VH240220

15. During a typical week of school, what is the total number of regularly scheduled volunteers, including parents, working in the school?

- (A) 0
- (B) 1-5
- (C) 6-10
- (D) 11-15
- (E) 16-25
- (F) More than 25

16. Approximately what percentage of students in your school have parents or guardians who do each of the following activities? Select **one** circle in each row.

	Not applicable	0–10%	11–25%	26–50%	Over 50%	
a. Volunteer regularly to help in the classroom or another part of the school	Ⓐ	Ⓑ	Ⓒ	Ⓓ	Ⓔ	VH241940
b. Attend teacher–parent conferences	Ⓐ	Ⓑ	Ⓒ	Ⓓ	Ⓔ	VH241939

For all teacher counts entered in item 17:

*INCLUDE these types of teachers:*

- Regular
- Special area or resource teachers (e.g., special education, Title I, art, music, physical education)
- Long-term substitute teachers

*INCLUDE these types of teachers:*

- Itinerant teachers who teach part-time at this school
- Employees reported in other items of this section if they also have a part-time teaching assignment at this school

*DO NOT INCLUDE:*

- Student teachers
- Short-term substitute teachers
- Teachers who teach ONLY pre-kindergarten or adult education

17. Around the first of October, how many TEACHERS held full-time or part-time positions or assignments in this school? *If none, mark (0) in the boxes.*

**a. Full-time**

\_\_\_\_\_ Full-time teachers

**b. Part-time**

\_\_\_\_\_ Part-time teachers

VH240221

18. Does your school or district offer tenure to teachers?

- Ⓐ Yes
- Ⓑ No

VH241941

19. Of the following categories of teachers who were full-time teachers at your school at the end of the last school year, what percentage stayed on as full-time teachers for this school year? Select **one** circle in each row.

	0–10%	11–25%	26–50%	51–75%	76–90%	Over 90%	
a. Non-tenured teachers who had taught for at least one year	Ⓐ	Ⓑ	Ⓒ	Ⓓ	Ⓔ	Ⓕ	VH241943
b. Tenured teachers	Ⓐ	Ⓑ	Ⓒ	Ⓓ	Ⓔ	Ⓕ	VH241942

VH254012

20. In the last school year, how many full-time teachers were new to your school?

VH240222

21. Of the full-time teachers who were new to your school last year, what percentage stayed on as full-time teachers for this school year?

- Ⓐ 0–10%
- Ⓑ 11–25%
- Ⓒ 26–50%
- Ⓓ 51–75%
- Ⓔ 76–90%
- Ⓕ Over 90%

22. Approximately what percentage of twelfth-graders in your school is new this year?

%

23. Of the students in last year's graduating class, approximately what percentage is doing each of the following? Select **one** circle in each row.

	0-5%	6-10%	11-25%	26-50%	51-75%	Over 75%	I don't know.	
a. Attending a two-year college	Ⓐ	Ⓑ	Ⓒ	Ⓓ	Ⓔ	Ⓕ	Ⓖ	VH241933
b. Attending a four-year college	Ⓐ	Ⓑ	Ⓒ	Ⓓ	Ⓔ	Ⓕ	Ⓖ	VH241935
c. Attending a vocational-technical or business school	Ⓐ	Ⓑ	Ⓒ	Ⓓ	Ⓔ	Ⓕ	Ⓖ	VH241934
d. Working for pay	Ⓐ	Ⓑ	Ⓒ	Ⓓ	Ⓔ	Ⓕ	Ⓖ	VH241937
e. Serving in the military (excluding ROTC and military academies)	Ⓐ	Ⓑ	Ⓒ	Ⓓ	Ⓔ	Ⓕ	Ⓖ	VH241936

VH240384

24. Does your school offer any of the following services to students on a regular basis? Select **all** squares that apply.
- Ⓐ Career and technical education workshops
  - Ⓑ Career counseling services or programs
  - Ⓒ Job placement services
  - Ⓓ Career days or job fairs
  - Ⓔ Career or employment readiness workshops

VH311352

25. In your school, is there a wireless Internet connection that students can use for schoolwork?
- Ⓐ No
  - Ⓑ Yes, in some areas of the school.
  - Ⓒ Yes, everywhere or almost everywhere in the school.

VH311353

26. This school year, did your school provide teachers with **laptop computers** for teaching and class preparation?
- Ⓐ No
  - Ⓑ Yes, some teachers.
  - Ⓒ Yes, all teachers.

VH311354

27. This school year, did your school provide teachers with **tablets** (for example, Surface Pro, iPad, or Kindle Fire) for teaching and class preparation?
- Ⓐ No
  - Ⓑ Yes, some teachers.
  - Ⓒ Yes, all teachers.

28. This school year, did your school offer technical support to teachers for **computers** and **tablets** used in this school?

- A No
- B Yes, we have technical support staff in the school.
- C Yes, we are partnering with a provider outside the school.

29. How often do teachers do the following in this school? Select **one** circle in each row.

	Never	About once or twice a year	About once or twice a month	About once or twice a week	Every day or almost every day	Several times a day	
a. Teach jointly as a team in the same class	<input type="radio"/> A	<input type="radio"/> B	<input type="radio"/> C	<input type="radio"/> D	<input type="radio"/> E	<input type="radio"/> F	VH311410
b. Observe other teachers' classes and provide feedback	<input type="radio"/> A	<input type="radio"/> B	<input type="radio"/> C	<input type="radio"/> D	<input type="radio"/> E	<input type="radio"/> F	VH311411
c. Engage in joint activities across different classes and age groups (e.g., projects)	<input type="radio"/> A	<input type="radio"/> B	<input type="radio"/> C	<input type="radio"/> D	<input type="radio"/> E	<input type="radio"/> F	VH311412
d. Exchange teaching materials with colleagues	<input type="radio"/> A	<input type="radio"/> B	<input type="radio"/> C	<input type="radio"/> D	<input type="radio"/> E	<input type="radio"/> F	VH311413
e. Engage in discussions about the learning development of specific students	<input type="radio"/> A	<input type="radio"/> B	<input type="radio"/> C	<input type="radio"/> D	<input type="radio"/> E	<input type="radio"/> F	VH311414
f. Work with other teachers during common planning times to ensure common standards in evaluations for assessing student progress	<input type="radio"/> A	<input type="radio"/> B	<input type="radio"/> C	<input type="radio"/> D	<input type="radio"/> E	<input type="radio"/> F	VH311415



30. In this school year, which of the following types of computers or other digital devices are available in your school for student use? Select **all** squares that apply.

- A Desktop computers
- B Laptop computers
- C Tablets (for example, Surface Pro, iPad, Kindle Fire)
- D Other digital devices (Please specify): \_\_\_\_\_

31. In your school, where are **desktop computers** available for students to work? Select **all** squares that apply.

- A In some classrooms
- B In all classrooms
- C In a media center
- D In a computer lab
- E In the school library
- F Other (Please specify): \_\_\_\_\_

32. What is the average age of the **desktop computers** in your school?

- A Less than 1 year
- B 1–1.9 years
- C 2–3.9 years
- D 4–5.9 years
- E 6 or more years
- F I don't know.

33. In your school, where are **laptop computers** available for students to work? Select **all** squares that apply.

A In some classrooms

B In all classrooms

C In a media center

D In a computer lab

E In the school library

F Other (Please specify): \_\_\_\_\_

34. What is the total number of **laptop computers** available for students in your school? Enter the number of laptop computers.

35. What is the average age of the **laptop computers** in your school?

A Less than 1 year

B 1–1.9 years

C 2–3.9 years

D 4–5.9 years

E 6 or more years

F I don't know.

36. In your school, where are **tablets** (for example, Surface Pro, iPad, Kindle Fire) available for students to work? Select **all** squares that apply.

A In some classrooms

B In all classrooms

C In a media center

D In a computer lab

E In the school library

F Other (Please specify): \_\_\_\_\_

37. What is the total number of **tablets** (for example, Surface Pro, iPad, Kindle Fire) available for students in your school? Enter the number of tablets.

38. What is the average age of the **tablets** (for example, Surface Pro, iPad, Kindle Fire) in your school?

A Less than 1 year

B 1–1.9 years

C 2–3.9 years

D 4–5.9 years

E 6 or more years

F I don't know.

39. Please identify the organization(s) listed below to which your school is most closely affiliated. Select **all** squares that apply.

- A American Association of Christian Schools
- B Association of Christian Schools International
- C Christian Schools International
- D National Association of Episcopal Schools
- E National Association of Independent Schools
- F National Catholic Educational Association
- G National Society of Hebrew Day Schools
- H The Association of Boarding Schools
- I Other (Please specify): \_\_\_\_\_
- J None of the above

40. Is your school a public **charter** school?

(A charter school is a public school that, in accordance with an enabling state statute, has been granted a charter exempting it from selected state or local rules and regulations. A charter school may be a newly created school, or it may previously have been a public or private school.)

- A Yes
- B No

41. In which year did your school start providing instruction as a charter school?

--	--	--	--

42. Who granted your school's current charter?

- Ⓐ School district
- Ⓑ State board of education (includes state board of regents and District of Columbia State Board of Education)
- Ⓒ Postsecondary institution
- Ⓓ State charter-granting agency
- Ⓔ City or state public charter school board
- Ⓕ Other (specify): \_\_\_\_\_

43. What is the legal status of your school?

- Ⓐ Officially part of the school district or local education agency (LEA)
- Ⓑ Independent from the school district or local education agency (LEA)
- Ⓒ A separate local education agency (LEA) as stipulated by state law

44. Is this school operated by a company or organization that also operates other charter schools?

- Ⓐ Yes
- Ⓑ No

45. Which one of the following best describes your charter school’s **primary** focus in terms of program content?
- Ⓐ We have a comprehensive curriculum with no specialized area of focus.
  - Ⓑ We have a special curricular focus, for example, the arts, math/science, foreign language immersion.
  - Ⓒ Our curriculum is based on a particular educational theory, for example, Montessori, open school, Core Knowledge.
  - Ⓓ Our curriculum is based on a particular moral philosophy or set of values, for example, African-centered education, character-based education, Eastern philosophy.

46. Does your school provide a written contract for parents?
- Ⓐ Yes, and parents are required to abide by it.
  - Ⓑ Yes, but signing it is voluntary.
  - Ⓒ No

47. Are the following elements addressed in your charter–parent contract? Select **one** circle in each row.

	<b>Yes</b>	<b>No</b>	
a. Dress code	Ⓐ	Ⓑ	VH241947
b. Home learning environment	Ⓐ	Ⓑ	VH241951
c. Homework	Ⓐ	Ⓑ	VH241946
d. Parent–teacher communication	Ⓐ	Ⓑ	VH241953
e. Parent volunteering	Ⓐ	Ⓑ	VH241952
f. School discipline policy	Ⓐ	Ⓑ	VH241948
g. Student attendance	Ⓐ	Ⓑ	VH241945
h. Student promotion policy	Ⓐ	Ⓑ	VH241950
i. Other (specify): _____	Ⓐ	Ⓑ	VH259448

# School Grade 12 Writing

School Grade 12 Writing Questions

VH312559

1. This year, have the following professional development programs (i.e., training sessions and workshops, including online classes) been offered in your school **for English/language arts teachers**? Select **one or more** circles in each row.

	Yes, provided by school or district personnel	Yes, provided by professionals outside of my school or district	No	
a. Programs aimed at developing and improving practices for writing instruction	Ⓐ	Ⓑ	Ⓒ	VH312560
b. Programs aimed at developing and improving teachers' keyboarding skills	Ⓐ	Ⓑ	Ⓒ	VH312561
c. Programs aimed at developing and improving teachers' word processing skills	Ⓐ	Ⓑ	Ⓒ	VH312562
d. Other programs (Please specify): _____	Ⓐ	Ⓑ	Ⓒ	VH312563

VH312570

2. This year, have the following professional development programs (i.e., training sessions and workshops, including online classes) been offered in your school **for teachers not teaching English/language arts**? Select **one or more** circles in each row.

	Yes, provided by school or district personnel	Yes, provided by professionals outside of my school or district	No	
a. Programs aimed at developing and improving practices for writing instruction	Ⓐ	Ⓑ	Ⓒ	VH312571
b. Programs aimed at developing and improving teachers' keyboarding skills	Ⓐ	Ⓑ	Ⓒ	VH312572
c. Programs aimed at developing and improving teachers' word processing skills	Ⓐ	Ⓑ	Ⓒ	VH312574
d. Other programs (Please specify): _____	Ⓐ	Ⓑ	Ⓒ	VH312575



3. How often are teachers in your school expected to give students **writing assignments** (for example, short written answers, essays, research papers) in the following classes? Select **one** circle in each row.

	There is no specific expectation around this in my school.	Never	About once or twice a year	About once or twice a month	About once or twice a week	Every day or almost every day	
a. English/language arts class	<input type="radio"/> A	<input type="radio"/> B	<input type="radio"/> C	<input type="radio"/> D	<input type="radio"/> E	<input type="radio"/> F	VH312580
b. Social studies class such as history, civics, government, or geography	<input type="radio"/> A	<input type="radio"/> B	<input type="radio"/> C	<input type="radio"/> D	<input type="radio"/> E	<input type="radio"/> F	VH312581
c. Science class	<input type="radio"/> A	<input type="radio"/> B	<input type="radio"/> C	<input type="radio"/> D	<input type="radio"/> E	<input type="radio"/> F	VH312582
d. Mathematics class	<input type="radio"/> A	<input type="radio"/> B	<input type="radio"/> C	<input type="radio"/> D	<input type="radio"/> E	<input type="radio"/> F	VH312583

4. Approximately what percentage of their instructional time are teachers in your school expected to devote to **teaching writing** to 12th grade students in the following subjects? Fill in integer numbers **between 1 and 100** on each row. If there is **no** specific expectation for a particular subject, **enter 0** for that row.

English/language arts class \_\_\_\_\_ %

Social studies class such as history, civics, government, or geography \_\_\_\_\_ %

Science class \_\_\_\_\_ %

Mathematics class \_\_\_\_\_ %

5. Does your school offer students the opportunity to submit their writing to or participate in any of the following? Select **one** circle in each row.

	Yes	No	
a. School newspaper	<input type="radio"/> A	<input type="radio"/> B	VH312624
b. School website	<input type="radio"/> A	<input type="radio"/> B	VH312625
c. Discussion blog	<input type="radio"/> A	<input type="radio"/> B	VH312627

6. Does your school offer any of the following school-sponsored activities to 12th grade students? Select **one** circle in each row.

	Yes	No	
a. Writing club(s) (for example, a creative writing or poetry group)	Ⓐ	Ⓑ	VH313620
b. Writing competition(s)	Ⓐ	Ⓑ	VH313621
c. Special courses or workshops to improve keyboarding skills	Ⓐ	Ⓑ	VH313623
d. Special courses or workshops to learn how to use word processing software	Ⓐ	Ⓑ	VH313628
e. Drama club where students write their own plays	Ⓐ	Ⓑ	VH313627
f. Other (Please specify): _____	Ⓐ	Ⓑ	VH313624

7. Does your school or district offer summer programs in **writing** remediation or enrichment to students? Select **one** circle in each row.

	Yes	No	
a. Remediation	Ⓐ	Ⓑ	VH312596
b. Enrichment	Ⓐ	Ⓑ	VH312597

8. Approximately what percentage of their instructional time are **English/language arts teachers** in your school expected to devote to each of the following when **teaching writing** to 12th grade students? Fill in integer numbers **between 1 and 100** on each corresponding row so that the total sums up to 100. If there is **no** specific expectation for a particular topic, **enter 0** for that row.

Development of ideas \_\_\_\_\_ %

Organization of ideas \_\_\_\_\_ %

Effectiveness of expression (e.g., sentence variety, word choice, tone) \_\_\_\_\_ %

Mechanics and conventions (e.g., spelling, grammar, punctuation) \_\_\_\_\_ %

Word processing skills \_\_\_\_\_ %

Other (Please specify): \_\_\_\_\_ %

9. Which of the following best describes the keyboarding skills expected of **English/language arts teachers** in your school?

- Ⓐ There is no specific expectation around this in my school.
- Ⓑ Hunt and peck typing/Two-finger typing
- Ⓒ Basic touch-typing
- Ⓓ Rapid and accurate touch-typing

10. Approximately how many of the **English/language arts teachers** in your school meet the expectations regarding their keyboarding skills?

- Ⓐ None
- Ⓑ Very few teachers
- Ⓒ Some but less than half of the teachers
- Ⓓ About half of the teachers
- Ⓔ More than half of the teachers
- Ⓕ All or almost all teachers

11. Approximately what percentage of the **English/language arts teachers** in your school meet the expectations regarding their keyboarding skills?

%

12. Which of the following best describes the word processing skills expected of **English/language arts teachers** in your school?

- Ⓐ There is no specific expectation around this in my school.
- Ⓑ Basic skills
- Ⓒ Intermediate skills
- Ⓓ Advanced skills

13. Approximately how many of the **English/language arts teachers** in your school meet the expectations regarding their word processing skills?

- Ⓐ None
- Ⓑ Very few teachers
- Ⓒ Some but less than half of the teachers
- Ⓓ About half of the teachers
- Ⓔ More than half of the teachers
- Ⓕ All or almost all teachers

14. Approximately what percentage of the **English/language arts teachers** in your school meet the expectations regarding their word processing skills?

%

# **School Giving Back Questions**

School Giving Back Questions

VH354138

1. Would you like to receive information about how other school administrators in the nation responded to this questionnaire?

A Yes

B No

VH354139

2. If yes, please provide your email address so that we may send access to the website when it is available in May.

---