



CBECS

Commercial Buildings
Energy Consumption Survey



ABOUT THE SURVEY

Sponsored by



Independent Statistics & Analysis

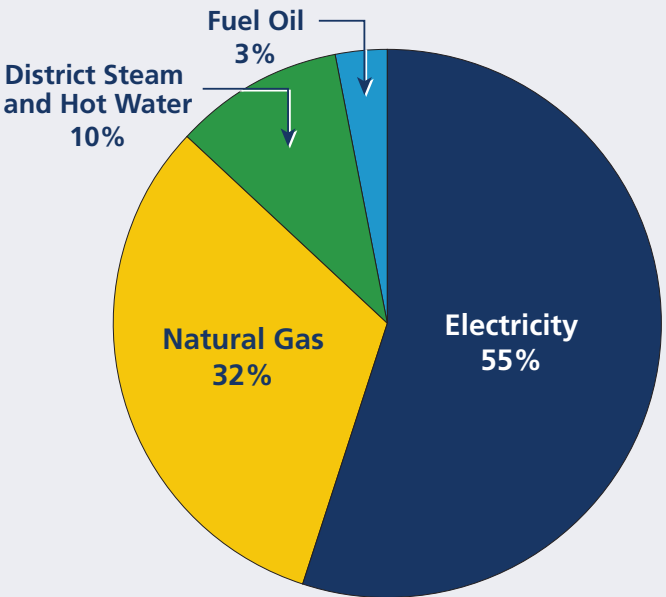
U.S. Energy Information
Administration



AT A GLANCE

Commercial Buildings in Perspective:

Percent of Total Energy Use
by Energy Source

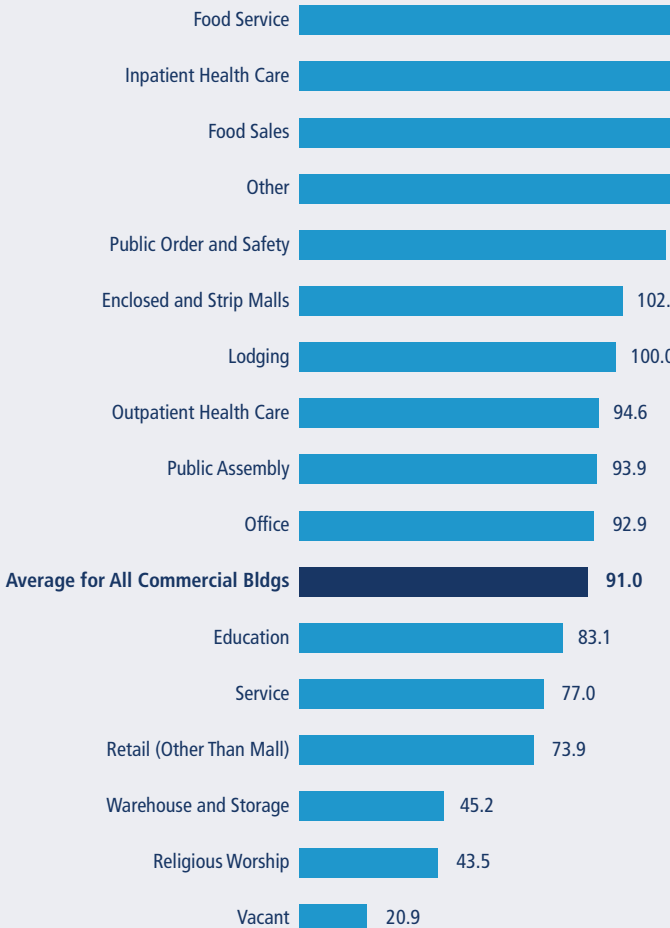




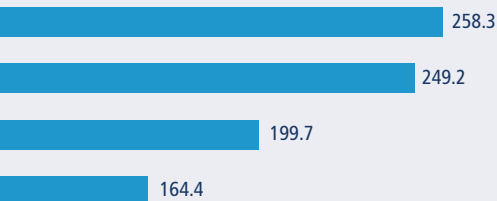
Facts and Figures from the CBECS

- Commercial buildings in the United States contain more square feet of floorspace than the land area in the state of Delaware.
- Commercial buildings are typically fairly small, less than 15,000 square feet on average. Only about 5 percent are larger than 50,000 square feet (the size of a large supermarket).
- The largest buildings (those larger than 500,000 square feet) constitute less than half a percent of all commercial buildings, but consume nearly 15 percent of the total energy consumed by all commercial buildings.
- Over half of the total energy used in commercial buildings is electricity. Total energy includes electricity, natural gas, fuel oil, district steam, and district hot water.
- Offices are the most common building type, followed closely by retail stores and malls, service buildings, and warehouse and storage buildings. Together, these four types of buildings comprise over half the stock of commercial buildings.
- Food service and inpatient health care buildings are the most intensive users of energy, meaning that they use the most energy per square foot of floorspace.
- The largest use of energy in commercial buildings is for space heating, followed by lighting.
- Standard fluorescent lamps illuminate a majority of the lit floorspace in buildings, but the use of energy-efficient types such as compact fluorescent is increasing.

Total Energy Use per Square Foot by Building Activity (thousands of Btu)



are Foot per Year (sand Btu)

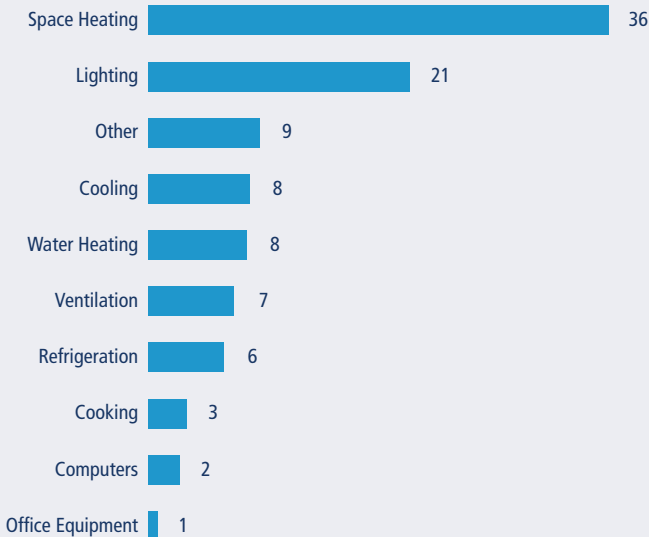


115.8

2

)

Percent of Total Energy Use by End Use



FREQUENTLY ASKED QUESTIONS

...about the Commercial Buildings Energy

What is this survey about?

It collects information about the energy-related characteristics of commercial buildings in the United States and measures how much electricity, natural gas, fuel oil, and/or district heat is used within them.

Who will be conducting the interview?

This study is being conducted for the U.S. Energy Information Administration (EIA), which is the independent statistical agency within the U.S. Department of Energy (DOE). A representative of Westat, which is DOE's contractor for this study, will visit your building soon.

Why us? Why not interview some other building?

Your building was statistically selected to represent up to a thousand other buildings similar to yours. For the results to be valid, another building cannot be substituted for yours.

How long will the interview take?

The interview generally takes 30 to 45 minutes.

Is my building really "commercial"?

In the CBECS, "commercial" refers to all buildings in which at least half of the floorspace is used for a purpose that is not residential, industrial, or agricultural. This definition includes building types that might not traditionally be considered "commercial," such as schools, correctional institutions, and buildings used for religious worship, as well as obvious commercial uses such as retail stores and offices.

What information will I be asked to provide?

You will be asked to provide information about some general structural characteristics of the building, ownership and occupancy, any energy sources used and what they are used for, energy-related equipment such as heating, cooling, water heating, lighting, refrigeration, and office equipment, and the amount of energy used in the building.



Energy Consumption Survey (CBECS)

Why is this survey so important?

CBECS is the only source of data about all commercial buildings in the United States. The information that you provide will help policy-makers and researchers develop energy policies and programs that promote energy efficiency.

Who uses the data that are collected?

Building owners and managers use the summary data to compare their own energy-related information with other similar buildings; energy modelers and forecasters use it to assess current energy use and forecast future energy patterns; developers of new energy technologies and other products use it to gauge market potential; and agencies of the federal government, including Congress, as well as state and local governments use it to formulate energy policies.

Will identifiable information about our building be given to anyone else?

No. The data you give us will remain strictly confidential as mandated by the Confidential Information Protection and Statistical Efficiency Act of 2002. Criminal penalties, including fines and jail, apply to anyone who divulges any information about the identity of your building to an unauthorized person. The summary data will be used only for statistical purposes.

Where can I find more information about this survey?

You can learn more about EIA and the CBECS at www.eia.gov/consumption/commercial.

Want more information about CBECS?
Go to www.CBECSinfo.org



Conducted by

Westat

1700 Research Boulevard
RB 2240F
Rockville, MD 20850-3156
888-528-3906

FREQUENTLY ASKED QUESTIONS

...about the Commercial Buildings Energy Consumption Survey (CBECS)

What is this survey about?

It collects information about the energy-related characteristics of commercial buildings in the United States and measures how much electricity, natural gas, fuel oil, and/or district heat is used within them.

Who will be conducting the interview?

This study is being conducted for the U.S. Energy Information Administration (EIA), which is the independent statistical agency within the U.S. Department of Energy (DOE). A representative of Westat, which is DOE's contractor for this study, will visit your building.

Why us? Why not into some other building?

Your building was statistically chosen for the study. We will not be visiting other buildings for the results to be valid, another building would be chosen for purposes. The interview generally takes 15-30 minutes.

Is my building really "commercial"?

In the CBECS, "commercial" refers to buildings in which at least half of the floor space is used for a purpose that is not residential, industrial, or agricultural. This definition includes building types that might not traditionally be considered "commercial" such as schools, governmental institutions, and buildings used for religious worship, as well as obvious commercial uses such as retail stores and offices.

What information will I be asked to provide?

You will be asked to provide information about some general structural characteristics of the building, ownership and occupancy, any energy sources used and what they are used for, energy-related equipment such as heating, cooling, water heating, lighting, refrigeration, and office equipment, and the amount of energy used in the building.

Why is this survey so important?

CBECS is the only source of data about all commercial buildings in the United States. The information that you provide will help policy makers and researchers develop energy policy and programs that promote energy efficiency.

Who uses the data that are collected?

Building owners and managers use the summary data to compare their own energy-related information with other similar buildings, energy models and forecasts, use it to assess current energy use and forecast future energy patterns, develop plans of new energy-related products, and other products. The data are also used by the federal government, including Congress, to inform national and local governments and to inform energy policy. Will identifiable information about your building be given to anyone else?

No. The data are provided to the federal government as required by the Confidential Information Protection and Statistical Efficiency Act of 2002. Confidentiality, including names and job, apply to anyone who divulges any information about the identity of your building to unauthorized persons. The summary data will be used only for statistical purposes.

Where can I find more information about this survey?

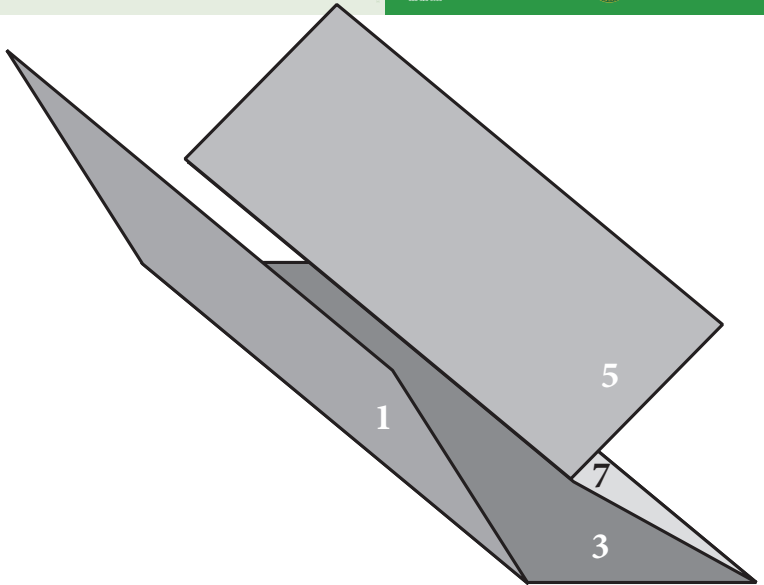
You can learn more about EIA and the CBECS at www.eia.gov/commercialcommercial.

Want more information about CBECS?
Go to www.CBECSinfo.org



Conducted by
Westat
1700 Research Boulevard
#2 21047
Folsom, MD 20620-2104
888.524.2100

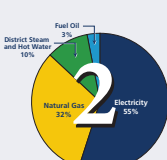
Sponsored by
U.S. Energy Information Administration



AT A GLANCE

Commercial Buildings in Perspective: Facts and Figures from the CBECS

Percent of Total Energy Use by Energy Source



Commercial buildings in the United States contain more square feet of floor space than the land area in the state of Indiana.

Commercial buildings are typically fairly small, less than 15,000 square feet on average. Only about 5 percent are larger than 50,000 square feet (the size of a large supermarket).

The largest buildings (those larger than 500,000 square feet) constitute less than half a percent of all commercial buildings, but consume 30 percent of the total energy consumed by all buildings.

Over half of the total energy used in commercial buildings is electricity. District heating, electricity, natural gas, fuel oil, district air conditioning, and district hot water.

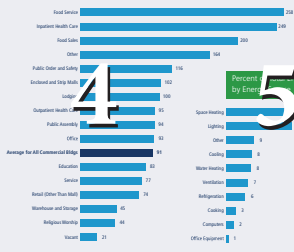
Offices are the most common building type, followed closely by retail stores and restaurants, hotels, and warehouses and storage buildings. Together, these four types of buildings comprise over half the stock of commercial buildings.

Food service and inpatient health care buildings are the most intensive users of energy, meaning that they use the most energy per square foot of floor space.

The largest use of energy in commercial buildings is for space heating, followed by lighting.

Standard fluorescent lamps illuminate a majority of the floor space in buildings, but the use of energy-efficient types such as compact fluorescent is increasing.

Total Energy Use per Square Foot per Year by Building Activity (thousand Btu)



Percent of Total Energy Use by Building Activity



FREQUENTLY ASKED QUESTIONS

...about the Commercial Buildings Energy Consumption Survey (CBECS)

What is this survey about?

It collects information about the energy-related characteristics of commercial buildings in the United States and measures how much electricity, natural gas, fuel oil, and/or district heat is used within them.

Who will be conducting the interview?

This study is being conducted for the U.S. Energy Information Administration (EIA), which is the independent statistical agency within the U.S. Department of Energy (DOE). A representative of Westat, which is DOE's contractor for this study, will visit your building soon.

Why us? Why not interview some other building?

Your building was statistically selected to represent up to a thousand other buildings similar to yours. For the results to be valid, another building cannot be substituted for yours.

How long will the interview take?

The interview generally takes 30 to 45 minutes.

Is my building really "commercial"?

In the CBECS, "commercial" refers to all buildings in which at least half of the floorspace is used for a purpose that is not residential, industrial, or agricultural. This definition includes building types that might not traditionally be considered "commercial," such as schools, correctional institutions, and buildings used for religious worship, as well as obvious commercial uses such as retail stores and offices.

What information will I be asked to provide?

You will be asked to provide information about some general structural characteristics of the building, ownership and occupancy, any energy sources used and what they are used for, energy-related equipment such as heating, cooling, water heating, lighting, refrigeration, and office equipment, and the amount of energy used in the building.

Why is this survey so important?

CBECS is the only source of data about all commercial buildings in the United States. The information that you provide will help policy-makers and researchers develop energy policies and programs that promote energy efficiency.

Who uses the data that are collected?

Building owners and managers use the summary data to compare their own energy-related information with other similar buildings; energy modelers and forecasters use it to assess current energy use and forecast future energy patterns; developers of new energy technologies and other products use it to gauge market potential; and agencies of the federal government, including Congress, as well as state and local governments use it to formulate energy policies.

Will identifiable information about our building be given to anyone else?

No. The data you give us will remain strictly confidential as mandated by the Confidential Information Protection and Statistical Efficiency Act of 2002. Criminal penalties, including fines and jail, apply to anyone who divulges any information about the identity of your building to an unauthorized person. The summary data will be used only for statistical purposes.

Where can I find more information about this survey?

You can learn more about EIA and the CBECS at www.eia.gov/consumption/commercial.

Want more information about CBECS?
Go to www.CBECSinfo.org



ABOUT THE SURVEY

Conducted by

Westat
1700 Research Boulevard
RB 2240F
Rockville, MD 20850-3156
888-528-3906

Sponsored by

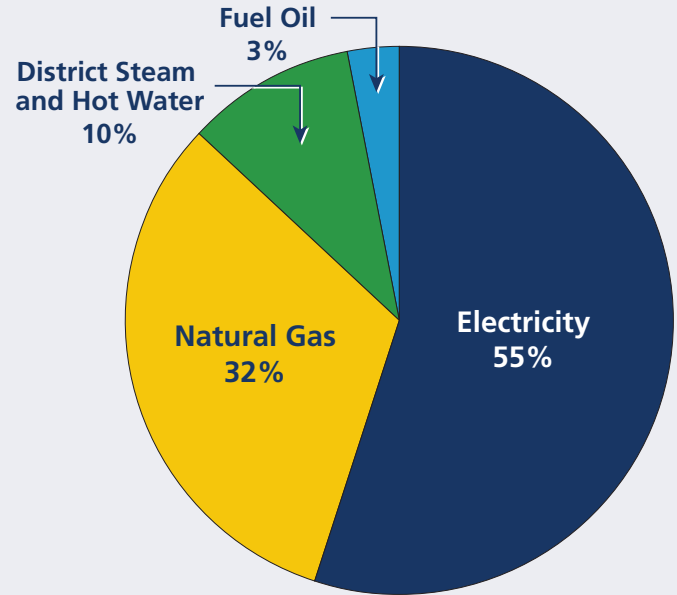


Independent Statistics & Analysis
U.S. Energy Information
Administration

AT A GLANCE

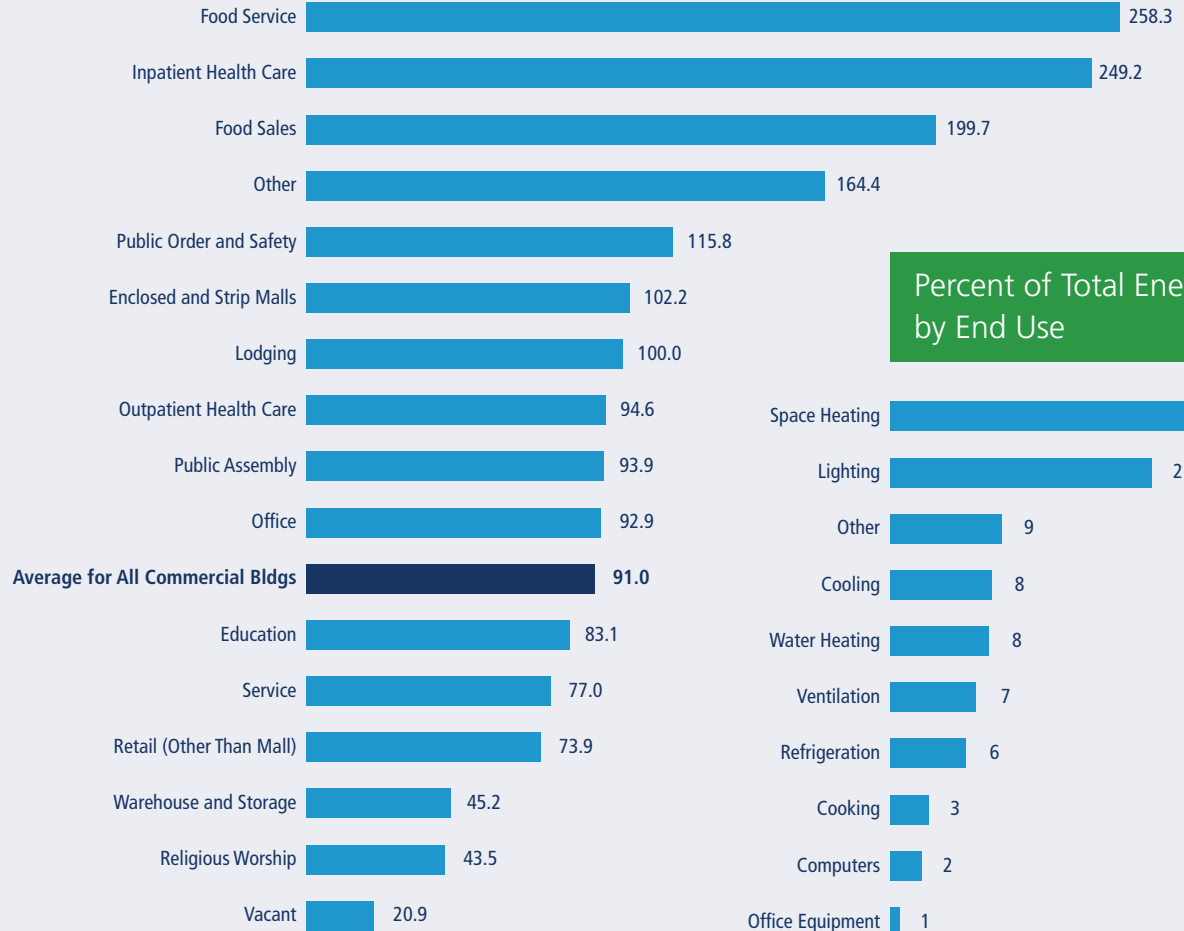
Commercial Buildings in Perspective: *Facts and Figures from the CBECS*

Percent of Total Energy Use by Energy Source



- Commercial buildings in the United States contain more square feet of floorspace than the land area in the state of Delaware.
- Commercial buildings are typically fairly small, less than 15,000 square feet on average. Only about 5 percent are larger than 50,000 square feet (the size of a large supermarket).
- The largest buildings (those larger than 500,000 square feet) constitute less than half a percent of all commercial buildings, but consume nearly 15 percent of the total energy consumed by all commercial buildings.
- Over half of the total energy used in commercial buildings is electricity. Total energy includes electricity, natural gas, fuel oil, district steam, and district hot water.
- Offices are the most common building type, followed closely by retail stores and malls, service buildings, and warehouse and storage buildings. Together, these four types of buildings comprise over half the stock of commercial buildings.
- Food service and inpatient health care buildings are the most intensive users of energy, meaning that they use the most energy per square foot of floorspace.
- The largest use of energy in commercial buildings is for space heating, followed by lighting.
- Standard fluorescent lamps illuminate a majority of the lit floorspace in buildings, but the use of energy-efficient types such as compact fluorescent is increasing.

Total Energy Use per Square Foot per Year by Building Activity (thousand Btu)



Percent of Total Energy Use by End Use

