

SPECIAL SUPPLEMENTAL NUTRITION PROGRAM FOR WOMEN, INFANTS, AND CHILDREN BREASTFEEDING POLICY INVENTORY

(WIC BPI)

*Part 1: Policies and Practices
Web survey screenshots*

February 8, 2013

WIC BPI Survey - Windows Internet Explorer

http://localhost:1838/login.aspx?ReturnUrl=%2fdefault.aspx%3fpage%3d67&page=67

WIC BPI Survey

USDA United States Department of Agriculture
Food and Nutrition Service

OMB No.: 0584-0574
Expiration Date: 02-28-2014

WELCOME TO THE WIC BREASTFEEDING POLICY INVENTORY!

User Name Password



- To access the survey, please enter your user name and password in the boxes above.
- You may complete the survey all at once or save your responses and return at a later time. We encourage you to take breaks.
- You will be able to complete some modules in whatever order you choose. Some modules must be completed first before you may select others.
- Please use the buttons and links on each page to move through the survey. Using "Enter" or your browser's "Back" function may cause errors.
- You may mark more than one answer to questions with check boxes next to the response options: .
- You can only mark one answer to questions with radio buttons next to the response options: .
- If you are returning to finish your saved survey, you will return to the point where you left off. **You will not be able to go backward to questions you answered before logging out.**
- When you have finished the survey, please keep a copy of your responses for your records. You will be able to review and print your responses at the end of the survey.
- If you have trouble accessing the survey, or if you have questions, please contact the help desk at survey@wicbpi.org or 855-282-8493.

Done Local intranet | Protected Mode: Off 100%

WIC BPI Survey - Windows Internet Explorer

http://localhost:1838/Welcome.aspx

WIC BPI Survey



Welcome to the WIC Breastfeeding Policy Inventory!

The study is being conducted for the U.S. Department of Agriculture, Food and Nutrition Service (FNS). The purpose of the study is to understand State and local WIC agencies' breastfeeding measures as well as their breastfeeding promotion policies and practices. Information from the WIC Breastfeeding Policy Inventory will help FNS as well as State and local WIC agencies learn more about nationwide efforts to promote breastfeeding among WIC participants. The WIC BPI is not an audit or compliance check.

FNS has authority to conduct this study under the Healthy, Hunger-Free Kids Act of 2010 (P.L. 111-296). Your agency's participation is required by law.

The Agency Director, Breastfeeding Coordinator, or other knowledgeable staff should complete this survey. We encourage you to circulate the survey among appropriate staff, if necessary, to obtain all responses. During this part of the survey, we will ask about your agency's policies and practices to promote breastfeeding.

You may find it helpful to gather this information before starting the survey, but you will be able to save your progress and return at a later time if you need to.

Your agency will be identifiable to FNS in the survey data, but neither your agency nor individual respondents will be named in any publications. Please refer to the [frequently asked questions](#) document for more information.

According to the Paperwork Reduction Act of 1995, no persons are required to respond to a collection of information unless it displays a valid OMB number. The valid OMB control number for this information collection is 0584-0574. The time required to complete this information collection is estimated to average 0.5 hours per response, including the time for reviewing instructions, searching existing data sources, gathering and maintaining the data needed, and completing and reviewing the collection of information.

[Continue to the Survey](#)

Done Local intranet | Protected Mode: Off 100%

WIC BPI Survey - Windows Internet Explorer
http://wicbpidew.mathematica.net/default.aspx?page=1

File Edit View Favorites Tools Help


WIC BPI Survey

Agency and Staff Overview

This section provides an overview of your agency and agency staff. Please answer these questions about your State agency only, not for the local agencies within your State.

A1. Does your State WIC agency provide direct services to participants?

Yes
 No



[Submit Page and Continue](#)

[Quit for now](#) [Back](#)

Done Internet | Protected Mode: On 100%

WIC BPI Survey - Windows Internet Explorer
http://wicbpidew.mathematica.net/default.aspx?page=2

File Edit View Favorites Tools Help


WIC BPI Survey

Agency and Staff Overview

This section provides an overview of your agency and agency staff. Please answer these questions about your State agency only, not for the local agencies within your State.

A2. How many clinic sites does your agency directly operate?

Clinic Sites



[Submit Page and Continue](#)

[Quit for now](#) [Back](#)

Internet | Protected Mode: On 100%

WIC BPI Survey - Windows Internet Explorer
http://wicbpiddev.mathematica.net/default.aspx?Page=3


File Edit View Favorites Tools Help

WIC BPI Survey

Agency and Staff Overview

A3. How many of your agency's clinic sites are hospital-based? *If no sites are hospital-based, enter "0."*

Hospital-based Clinic Sites



[Submit Page and Continue](#)

[Quit for now](#) [Back](#)

Internet | Protected Mode: On 100%

WIC BPI Survey - Windows Internet Explorer
http://wicbpiddev.mathematica.net/default.aspx?Page=4

File Edit View Favorites Tools Help

WIC BPI Survey


Agency and Staff Overview

A4. How many miles from your agency's administrative office is your closer clinic site located?

Miles

A5. How many miles from your agency's administrative office is your farther clinic site located?

Miles



[Submit Page and Continue](#)

[Quit for now](#) [Back](#)

Internet | Protected Mode: On 100%

WIC BPI Survey - Windows Internet Explorer
http://wicbpidew.mathematica.net/default.aspx?Page=5


File Edit View Favorites Tools Help

WIC BPI Survey

Agency and Staff Overview

A6. Does your agency operate a peer counseling program?

Yes
 No



[Submit Page and Continue](#)

[Quit for now](#) [Back](#)

Internet | Protected Mode: On 100%

WIC BPI Survey - Windows Internet Explorer
http://wicbpidew.mathematica.net/default.aspx?Page=6


File Edit View Favorites Tools Help

WIC BPI Survey

Agency and Staff Overview

A7. Does your State have a State WIC breastfeeding committee, group, or workgroup that develops or oversees WIC breastfeeding policies and practices?

Yes
 No



[Submit Page and Continue](#)

[Quit for now](#) [Back](#)

Internet | Protected Mode: On 100%

WIC BPI Survey - Windows Internet Explorer
http://wicbpidew.mathematica.net/default.aspx?Page=7

File Edit View Favorites Tools Help


WIC BPI Survey

Agency and Staff Overview

A8. For each paid staff position listed below, please indicate the number of full-time equivalents (FTEs) currently serving in each position within your State agency. If a person divides her time across more than one title, please allocate her FTEs to each category according to how she divides her time. If a position is currently unfilled, enter "0."

FTEs

Breastfeeding Coordinator	<input type="text"/>
Peer Counseling Program Coordinator	<input type="text"/>
Peer Counselor	<input type="text"/>
WIC Designated Breastfeeding Expert	<input type="text"/>



[Quit for now](#) [Employee Definitions](#) [Back](#)

Done Internet | Protected Mode: On 100%

WIC BPI Survey - Windows Internet Explorer
http://wicbpidew.mathematica.net/default.aspx?Page=8


File Edit View Favorites Tools Help

WIC BPI Survey

Agency and Staff Overview

A9. How many people are currently serving as peer counselors with your agency?

Peer Counselors



[Quit for now](#) [Employee Definitions](#) [Back](#)

Internet | Protected Mode: On 100%

WIC BPI Survey - Windows Internet Explorer
http://wicbpiddev.mathematica.net/default.aspx?Page=9


File Edit View Favorites Tools Help

WIC BPI Survey

Agency and Staff Overview

A10. Across all staff at your State agency, about how many full-time equivalents (FTEs) provide breastfeeding services?

FTEs



[Submit Page and Continue](#)

[Quit for now](#) [Employee Definitions](#) [Back](#)

Internet | Protected Mode: On 100%

WIC BPI Survey - Windows Internet Explorer
http://wicbpiddev.mathematica.net/default.aspx?Page=10


File Edit View Favorites Tools Help

WIC BPI Survey

Agency and Staff Overview

A11. Does your agency provide breastfeeding support groups to WIC participants?

- Yes, at all clinic sites
- Yes, at some clinic sites
- No



[Submit Page and Continue](#)

[Quit for now](#) [Back](#)

Internet | Protected Mode: On 100%

WIC BPI Survey - Windows Internet Explorer
http://wicbpidew.mathematica.net/default.aspx?Page=11


File Edit View Favorites Tools Help

WIC BPI Survey

Agency and Staff Overview

A12. Does your agency have any policies that exceed federal requirements for WIC programs that address any of the following topics? *If the State policies are identical to the federal requirements, mark "no."*

	Yes	No
Staff training	<input type="radio"/>	<input type="radio"/>
Participant breastfeeding education	<input type="radio"/>	<input type="radio"/>
Peer counseling	<input type="radio"/>	<input type="radio"/>
Prenatal participant contact	<input type="radio"/>	<input type="radio"/>
Postpartum participant contact	<input type="radio"/>	<input type="radio"/>
Breastfeeding aids	<input type="radio"/>	<input type="radio"/>
Food package issuance	<input type="radio"/>	<input type="radio"/>
Breastfeeding referrals and coordination	<input type="radio"/>	<input type="radio"/>
Outreach activities	<input type="radio"/>	<input type="radio"/>
The clinic environment	<input type="radio"/>	<input type="radio"/>



[Quit for now](#) [Back](#)

Done Internet | Protected Mode: On 100%

WIC BPI Survey - Windows Internet Explorer
http://wicbpidew.mathematica.net/Default.aspx?Page=12


File Edit View Favorites Tools Help

WIC BPI Survey

Agency and Staff Overview

A13. Does your State agency assess the outcomes of local agencies' breastfeeding policies and practices? For example, does your agency determine whether agencies with specific practices have better breastfeeding initiation rates? *Please do not include USDA management evaluation activities in your response.*

Yes
 No



[Quit for now](#) [Back](#)

Done Internet | Protected Mode: On 100%

WIC BPI Survey - Windows Internet Explorer
 http://wicbpidiv.mathematica.net/Default.aspx?Page=13


File Edit View Favorites Tools Help

WIC BPI Survey

Agency and Staff Overview

A14. How often does your State agency assess the outcomes of local agencies' breastfeeding policies and practices?

More than once a year
 Once a year
 Less than once a year
 No set schedule



[Submit Page and Continue](#)

[Quit for now](#) [Back](#)

Internet | Protected Mode: On 100%

WIC BPI Survey - Windows Internet Explorer
 http://wicbpidiv.mathematica.net/Custom/ReviewAllCustom.aspx

File Edit View Favorites Tools Help

WIC BPI Survey

Review All Responses for Section A

- The responses on this page are for review only. Please review all of your answers in Section A to verify they are correct before you proceed with the rest of the survey.
- If you need to change any of your answers, please click the "Change Answers" button. You will be taken to the beginning of Section A. Please make any changes in the section.
- To continue your survey, please click the "Continue the Survey" button. You will not be able to change your answers in Section A.

[Change Answers](#)
[Continue the Survey](#)

A1. Does your State WIC agency provide direct services to participants?
 Yes
 No

A2. How many clinic sites does your agency directly operate?
 Clinic Sites

A3. How many of your agency's clinic sites are hospital-based? If no sites are hospital-based, enter "0."
 Hospital-based Clinic Sites

A4. How many miles from your agency's administrative office is your closer clinic site located?
 Miles

A5. How many miles from your agency's administrative office is your farther clinic site located?
 Miles

A6. Does your agency operate a peer counseling program?
 Yes
 No

A7. Does your State have a State WIC breastfeeding committee, group, or workgroup that develops or oversees WIC breastfeeding policies and practices?
 Yes
 No













Internet | Protected Mode: On 100%

WIC BPI Survey - Windows Internet Explorer
 http://wicbpidiv.mathematica.net/Custom/MenuAfterModuleA.aspx

File Edit View Favorites Tools Help

WIC BPI Survey

Please select a module to complete. *Other Policies and Practices* can be completed only after all other modules are submitted.

 Staff Training	 Participant Breastfeeding Education	 Peer Counseling	 Prenatal Participant Contact	 Postpartum Participant Contact	 Breastfeeding Aids
 Food Package Issuance	 Breastfeeding Referrals and Coordination	 Outreach Activities	 The Clinic Environment	 Other Policies and Practices	 Submit Survey

[Quit for now](#)

Internet | Protected Mode: On

WIC BPI Survey - Windows Internet Explorer
 http://wicbpidiv.mathematica.net/default.aspx?page=14

File Edit View Favorites Tools Help

WIC BPI Survey


Staff Training

In this section, we will ask you about your agency's procedures for training agency staff. First, we will ask about the training that new employees complete, and then we will ask about ongoing training or continuing education activities. Please answer these questions about training staff at your State agency only. Do not include training staff at the local agencies within your State.

B1. Which of the following agency staff receive breastfeeding promotion training when they are newly hired?

Select all that apply

- Clerical or support staff
- Competent Professional Authorities (CPAs) / Certifying Authorities (CAs)
- Peer counselors
- WIC designated breastfeeding experts
- Breastfeeding coordinators
- Nutritionists



[Submit Page and Continue](#)

[Quit for now](#) [Expertise Definitions](#) [Back](#)

Done

Internet | Protected Mode: On

WIC BPI Survey - Windows Internet Explorer
http://wicbpiddev.mathematica.net/default.aspx?Page=15

File Edit View Favorites Tools Help


WIC BPI Survey

Staff Training

B2. Who developed the breastfeeding-related training your agency uses for new hires?

Select all that apply

- Our own or another local WIC agency
- Our own or another State WIC agency
- USDA, Food and Nutrition Service (for example, *Using Loving Support to Grow and Glow*)
- A breastfeeding support organization
- An educational or public health institution (for example, a university)
- A vendor



[Submit Page and Continue](#)

[Quit for now](#) [Expertise Definitions](#) [Back](#)

Internet | Protected Mode: On 100%

WIC BPI Survey - Windows Internet Explorer
http://wicbpiddev.mathematica.net/default.aspx?Page=15


File Edit View Favorites Tools Help

WIC BPI Survey

Staff Training

B3. Are your agency's new employees breastfeeding training procedures written down in a formal policy?

- Yes
- No



[Submit Page and Continue](#)

[Quit for now](#) [Expertise Definitions](#) [Back](#)

Internet | Protected Mode: On 100%

WIC BPI Survey - Windows Internet Explorer
 http://wicbpidex.mathematica.net/default.aspx?Page=17

File Edit View Favorites Tools Help

WIC BPI Survey

Staff Training


B4. Which of the following staff receive ongoing breastfeeding training?

Select all that apply

- Clerical or support staff
- Competent Professional Authorities (CPAs) / Certifying Authorities (CAs)
- Peer counselors
- WIC designated breastfeeding experts
- Breastfeeding coordinators
- Nutritionists

[Submit Page and Continue](#)

[Quit for now](#) [Expertise Definitions](#) [Back](#)



Internet | Protected Mode: On 100%

WIC BPI Survey - Windows Internet Explorer
 http://wicbpidex.mathematica.net/default.aspx?Page=18

File Edit View Favorites Tools Help

WIC BPI Survey


Staff Training

B5. How often must staff complete ongoing breastfeeding training? If the frequency varies by position, please select the most frequent option.

	Monthly	Quarterly	Twice per year	Once per year	Less often than once per year	No set schedule
Clerical or support staff	<input type="radio"/>	<input type="radio"/>	<input type="radio"/>	<input type="radio"/>	<input type="radio"/>	<input type="radio"/>
CPAs/CAs	<input type="radio"/>	<input type="radio"/>	<input type="radio"/>	<input type="radio"/>	<input type="radio"/>	<input type="radio"/>
Peer counselors	<input type="radio"/>	<input type="radio"/>	<input type="radio"/>	<input type="radio"/>	<input type="radio"/>	<input type="radio"/>
WIC designated breastfeeding experts	<input type="radio"/>	<input type="radio"/>	<input type="radio"/>	<input type="radio"/>	<input type="radio"/>	<input type="radio"/>
Breastfeeding coordinators	<input type="radio"/>	<input type="radio"/>	<input type="radio"/>	<input type="radio"/>	<input type="radio"/>	<input type="radio"/>
Nutritionists	<input type="radio"/>	<input type="radio"/>	<input type="radio"/>	<input type="radio"/>	<input type="radio"/>	<input type="radio"/>

[Submit Page and Continue](#)

[Quit for now](#) [Expertise Definitions](#) [Back](#)



Internet | Protected Mode: On 100%

WIC BPI Survey - Windows Internet Explorer
http://wicbpidew.mathematica.net/Default.aspx?Page=19


File Edit View Favorites Tools Help

WIC BPI Survey

Staff Training

B6. Who developed the content your agency uses for ongoing breastfeeding training?
Select all that apply

- Our own or another local WIC agency
- Our own or another State WIC agency
- USDA, Food and Nutrition Service (for example, *Using Loving Support to Grow and Glow*)
- A breastfeeding support organization
- An educational or public health institution (for example, a university)
- A vendor



[Submit Page and Continue](#)

[Quit for now](#) [Expertise Definitions](#) [Back](#)

Internet | Protected Mode: On 100%

WIC BPI Survey - Windows Internet Explorer
http://wicbpidew.mathematica.net/default.aspx?Page=20


File Edit View Favorites Tools Help

WIC BPI Survey

Staff Training

B7. Which of the following credentials are held by at least one member of your breastfeeding staff?
Select all that apply

- International Board Certified Lactation Consultant (IBCLC)
- Certified Lactation Educator (CLE)
- Certified Lactation Counselor (CLC)
- Other credential in lactation management
(Please specify)
- None of these



[Submit Page and Continue](#)

[Quit for now](#) [Expertise Definitions](#) [Back](#)

Internet | Protected Mode: On 100%

WIC BPI Survey - Windows Internet Explorer
http://wicbpiddev.mathematica.net/default.aspx?Page=21


File Edit View Favorites Tools Help

WIC BPI Survey

Staff Training

B8. Are any of your agency's staff trained on using food packages to promote breastfeeding?

Yes
 No



[Submit Page and Continue](#)

[Quit for now](#) [Expertise Definitions](#) [Back](#)

Internet | Protected Mode: On 100%

WIC BPI Survey - Windows Internet Explorer
http://wicbpiddev.mathematica.net/default.aspx?Page=22


File Edit View Favorites Tools Help

WIC BPI Survey

Staff Training

B9. Does this training specifically address using food packages to promote exclusive breastfeeding?

Yes
 No



[Submit Page and Continue](#)

[Quit for now](#) [Expertise Definitions](#) [Back](#)

Done Internet | Protected Mode: On 100%

WIC BPI Survey - Windows Internet Explorer
http://wicbpi.dev.mathematica.net/Default.aspx?Page=23


File Edit View Favorites Tools Help

WIC BPI Survey

Staff Training

B10. Are your agency's ongoing breastfeeding training procedures written down in a formal policy?

- Yes
- No



[Submit Page and Continue](#)

[Quit for now](#) [Expertise Definitions](#) [Back](#)

Internet | Protected Mode: On 100%

WIC BPI Survey - Windows Internet Explorer
http://wicbpidex.mathematica.net/default.aspx?page=24

File Edit View Favorites Tools Help

WIC BPI Survey


Participant Breastfeeding Education

The following questions are about breastfeeding education offered to WIC participants.

C1. Who developed the content your agency uses for participants' breastfeeding education?

Select all that apply

- Our own or another local WIC agency
- Our own or another State WIC agency
- USDA, Food and Nutrition Service
- A breastfeeding support organization
(Please specify) _____
- An external educational or public health institution (for example, a university)
(Please specify) _____
- An external vendor
- Don't know



[Submit Page and Continue](#)

[Quit for now](#) [Back](#)

Done Internet | Protected Mode: On 100%

WIC BPI Survey - Windows Internet Explorer
http://wicbpidex.mathematica.net/Default.aspx?Page=25


File Edit View Favorites Tools Help

WIC BPI Survey

Participant Breastfeeding Education

C2. How often does your State agency update participant breastfeeding education materials?

- More than once per year
- Once per year
- Once every two years
- Less than once every two years
- No set schedule
- Our State agency does not update participant breastfeeding education materials



[Submit Page and Continue](#)

[Quit for now](#) [Back](#)

Done Internet | Protected Mode: On 100%

WIC BPI Survey - Windows Internet Explorer
http://wicbpidew.mathematica.net/Default.aspx?Page=26

File Edit View Favorites Tools Help

WIC BPI Survey


Participant Breastfeeding Education

C3. In which languages does your agency offer breastfeeding education for participants?

Select all that apply

- English
- Spanish
- Chinese
- French
- Korean
- A Native North American language
- Vietnamese
- Language(s) other than those listed above
(Please specify)

[Quit for now](#) [Back](#)



Done Internet | Protected Mode: On 100%

WIC BPI Survey - Windows Internet Explorer
http://wicbpidew.mathematica.net/Default.aspx?Page=27

File Edit View Favorites Tools Help

WIC BPI Survey


Participant Breastfeeding Education

C4. In which of the following formats is breastfeeding education delivered to participants?

Select all that apply

- In-person group sessions
- In-person individual sessions
- Print materials
- Telephone
- Computer in the clinic
- Website
- Email
- Instant messaging service, with or without video
(for example, Skype, FaceTime, Google Chat, Yahoo! Messenger)
- Text messages

[Quit for now](#) [Back](#)



Done Internet | Protected Mode: On 100%

WIC BPI Survey - Windows Internet Explorer
http://wicbpiddev.mathematica.net/Default.aspx?Page=28

File Edit View Favorites Tools Help


WIC BPI Survey

Participant Breastfeeding Education

C5. When do pregnant participants typically receive in-person breastfeeding education? *Please include breastfeeding education delivered by peer counselors in your response.*

Select all that apply

- Whenever participants request it
- At each certification visit
- At each clinic visit
- Twice per certification period
- Quarterly
- Monthly
- Other



[Submit Page and Continue](#)

[Quit for now](#) [Back](#)

Done Internet | Protected Mode: On 100%

WIC BPI Survey - Windows Internet Explorer
http://wicbpiddev.mathematica.net/Default.aspx?Page=29

File Edit View Favorites Tools Help


WIC BPI Survey

Participant Breastfeeding Education

C6. When do postpartum participants typically receive in-person breastfeeding education? *Please include breastfeeding education delivered by peer counselors in your response.*

Select all that apply

- Whenever participants request it
- At each certification visit
- At each clinic visit
- Twice per certification period
- Quarterly
- Monthly
- Other



[Submit Page and Continue](#)

[Quit for now](#) [Back](#)

Internet | Protected Mode: On 100%

WIC BPI Survey - Windows Internet Explorer
http://wicbpidew.mathematica.net/Default.aspx?Page=30

File Edit View Favorites Tools Help


WIC BPI Survey

Participant Breastfeeding Education

C7. What techniques does your agency use for in-person breastfeeding education sessions with participants?

Select all that apply

- Lecture or presentation
- Motivational interviewing
- Cultural tailoring of the content
- Practice or role playing
- Facilitated discussion
- Participants set the agenda



[Submit Page and Continue](#)

[Quit for now](#) [Back](#)

Internet | Protected Mode: On 100%

WIC BPI Survey - Windows Internet Explorer
http://wicbpidew.mathematica.net/default.aspx?Page=31


File Edit View Favorites Tools Help

WIC BPI Survey

Participant Breastfeeding Education

C8. Are your agency's breastfeeding education procedures written down in a formal policy?

- Yes
- No



[Submit Page and Continue](#)

[Quit for now](#) [Back](#)

Internet | Protected Mode: On 100%

WIC BPI Survey - Windows Internet Explorer
http://wicbpidew.mathematica.net/default.aspx?page=32

File Edit View Favorites Tools Help

WIC BPI Survey


Peer Counseling

D1. What number or percentage of local agencies in your State currently have peer counseling programs?

Number

Or

Percentage



[Submit Page and Continue](#)

[Quit for now](#) [Back](#)

Done Internet | Protected Mode: On 100%

WIC BPI Survey - Windows Internet Explorer
http://wicbpidew.mathematica.net/default.aspx?page=33

File Edit View Favorites Tools Help


WIC BPI Survey

Peer Counseling

D2. Do pregnant participants participate in the peer counseling program?

Yes

No



[Submit Page and Continue](#)

[Quit for now](#) [Back](#)

Done Internet | Protected Mode: On 100%

WIC BPI Survey - Windows Internet Explorer
http://wicbpidew.mathematica.net/default.aspx?Page=34


File Edit View Favorites Tools Help

WIC BPI Survey

Peer Counseling

D3. About what percentage of pregnant and postpartum participants across local agencies in your State are enrolled in the peer counseling program?

Percentage



[Submit Page and Continue](#)

[Quit for now](#) [Back](#)

Internet | Protected Mode: On 100%

WIC BPI Survey - Windows Internet Explorer
http://wicbpidew.mathematica.net/default.aspx?Page=35


File Edit View Favorites Tools Help

WIC BPI Survey

Peer Counseling

D4. Is enrollment in the peer counseling program automatic?

Yes
 No



[Submit Page and Continue](#)

[Quit for now](#) [Back](#)

Internet | Protected Mode: On 100%

WIC BPI Survey - Windows Internet Explorer
 http://wicbpiddev.mathematica.net/default.aspx?Page=26


File Edit View Favorites Tools Help

WIC BPI Survey

Peer Counseling

D5. How are participants enrolled in the peer counseling program? (Mark all that apply.)
Select all that apply

- Enrollment is offered at the prenatal certification visit
- Enrollment is offered at the postpartum certification or recertification visit
- Participants request to be enrolled
- Participants are enrolled only when peer counselors can add to their caseload
- Participants are randomly selected for participation
- Participants are referred if they are experiencing breastfeeding problems



[Submit Page and Continue](#)

[Quit for now](#) [Back](#)

Internet | Protected Mode: On 100%

WIC BPI Survey - Windows Internet Explorer
 http://wicbpiddev.mathematica.net/default.aspx?Page=37


File Edit View Favorites Tools Help

WIC BPI Survey

Peer Counseling

D6. For each of the following prenatal and postpartum time periods, what is the minimum frequency of contact attempts a peer counselor will make with program participants?
Select one per row

	Weekly	Monthly	Other (specify)
a. Prenatal	<input type="radio"/>	<input type="radio"/>	<input type="text"/>
b. First week postpartum	<input type="radio"/>	<input type="radio"/>	<input type="text"/>
c. Two to four weeks postpartum	<input type="radio"/>	<input type="radio"/>	<input type="text"/>
d. Five to 12 weeks postpartum	<input type="radio"/>	<input type="radio"/>	<input type="text"/>
e. Thirteen to 24 weeks postpartum	<input type="radio"/>	<input type="radio"/>	<input type="text"/>



[Submit Page and Continue](#)

[Quit for now](#) [Back](#)

Internet | Protected Mode: On 100%

WIC BPI Survey - Windows Internet Explorer
http://wicbpi.dev.mathematica.net/Default.aspx?Page=28


File Edit View Favorites Tools Help

WIC BPI Survey

Peer Counseling

D7. Are your agency's breastfeeding peer counselor program procedures written down in a formal policy?

- Yes
- No



[Submit Page and Continue](#)

[Quit for now](#) [Back](#)

Internet | Protected Mode: On 100%

WIC BPI Survey - Windows Internet Explorer
 http://wicbpidew.mathematica.net/default.aspx?page=39

File Edit View Favorites Tools Help

WIC BPI Survey


Prenatal Participant Contact

E1. When a pregnant woman enrolls in WIC, how is breastfeeding promoted?
Select all that apply

- Give her a breastfeeding promotion kit
- Enroll her in the peer counselor program
- Include her in prenatal breastfeeding education classes
- Offer her participation in a breastfeeding support group
- Provide individual breastfeeding counseling
- Give her information about the greater quantity or variety of foods in the fully breastfeeding food package
- Other

[Submit Page and Continue](#)

[Quit for now](#) [Back](#)



Done Internet | Protected Mode: On 100%

WIC BPI Survey - Windows Internet Explorer
 http://wicbpidew.mathematica.net/default.aspx?page=44

File Edit View Favorites Tools Help

WIC BPI Survey


Prenatal Participant Contact

E2. In the first, second, and third trimesters, how often do most pregnant participants receive contacts that include breastfeeding promotion and support? *Please include contacts with a peer counselor in your response.*

	Zero times per trimester	Once per trimester	Twice per trimester	Monthly	More than once per month but not weekly	Weekly
a. First trimester	<input type="radio"/>	<input type="radio"/>	<input type="radio"/>	<input type="radio"/>	<input type="radio"/>	<input type="radio"/>
b. Second trimester	<input type="radio"/>	<input type="radio"/>	<input type="radio"/>	<input type="radio"/>	<input type="radio"/>	<input type="radio"/>
c. Third trimester	<input type="radio"/>	<input type="radio"/>	<input type="radio"/>	<input type="radio"/>	<input type="radio"/>	<input type="radio"/>

[Submit Page and Continue](#)

[Quit for now](#) [Back](#)



Done Internet | Protected Mode: On 100%

WIC BPI Survey - Windows Internet Explorer
http://wicbpidew.mathematica.net/default.aspx?Page=45

File Edit View Favorites Tools Help


WIC BPI Survey

Prenatal Participant Contact

E3. In which of the following locations may interactions with pregnant participants take place? Please include contacts with a peer counselor in your response. Do not include appointment reminders in your response.

Select all that apply

- Clinic
- Nutrition education classes
- Breastfeeding support groups
- Participants' homes
- Telephone
- Hospitals
- Other off-site locations



[Submit Page and Continue](#)

[Quit for now](#) [Back](#)

Done Internet | Protected Mode: On 100%

WIC BPI Survey - Windows Internet Explorer
http://wicbpidew.mathematica.net/default.aspx?Page=45


File Edit View Favorites Tools Help

WIC BPI Survey

Prenatal Participant Contact

E4. Are your agency's prenatal participant contact procedures written down in a formal policy?

- Yes
- No



[Submit Page and Continue](#)

[Quit for now](#) [Back](#)

Internet | Protected Mode: On 100%

WIC BPI Survey - Windows Internet Explorer
http://wicbpidew.mathematica.net/default.aspx?page=47

File Edit View Favorites Tools Help

WIC BPI Survey


Postpartum Participant Contact

Questions in this section are about breastfeeding-related contacts with postpartum WIC participants. Questions about prenatal contacts are in another section.

F1. After a pregnant WIC participant has given birth, who initiates contact, the participant or your agency? Please include peer counselors in your response.

Select one per row

	Yes	No
Participant notifies agency	<input type="radio"/>	<input type="radio"/>
Agency contacts participant around her expected date of delivery	<input type="radio"/>	<input type="radio"/>



[Submit Page and Continue](#)

[Quit for now](#) [Back](#)

Done Internet | Protected Mode: On 100%

WIC BPI Survey - Windows Internet Explorer
http://wicbpidew.mathematica.net/default.aspx?page=48


File Edit View Favorites Tools Help

WIC BPI Survey

Postpartum Participant Contact

F2. Within how many days of participants' expected date of delivery does your agency try to contact them?

Days



[Submit Page and Continue](#)

[Quit for now](#) [Back](#)

Internet | Protected Mode: On 100%

WIC BPI Survey - Windows Internet Explorer
http://wicbpidex.mathematica.net/default.aspx?Page=49


File Edit View Favorites Tools Help

WIC BPI Survey

Postpartum Participant Contact

F3. Which agency staff typically contact participants after delivery?
Select all that apply

- Clerical or support staff
- Competent Professional Authorities (CPAs) / Certifying Authorities (CAs)
- Peer counselors
- WIC designated breastfeeding experts
- Breastfeeding coordinators
- Nutritionists



[Submit Page and Continue](#)

[Quit for now](#) [Back](#)

Internet | Protected Mode: On 100%

WIC BPI Survey - Windows Internet Explorer
http://wicbpidex.mathematica.net/default.aspx?Page=50


File Edit View Favorites Tools Help

WIC BPI Survey

Postpartum Participant Contact

F4. When a woman enrolls in WIC after giving birth, how is breastfeeding promoted?
Select all that apply

- Conduct a breastfeeding assessment
- Give her a breastfeeding promotion kit
- Enroll her in the peer counseling program
- Include her in breastfeeding education classes
- Offer her participation in a breastfeeding support group
- Provide individual breastfeeding counseling
- Give her information about the greater quantity and variety of foods in the fully breastfeeding food package
- Other



[Submit Page and Continue](#)

[Quit for now](#) [Back](#)

Done Internet | Protected Mode: On 100%

WIC BPI Survey - Windows Internet Explorer
http://wicbpidex.mathematica.net/default.aspx?Page=55

File Edit View Favorites Tools Help

WIC BPI Survey


Postpartum Participant Contact

F5. In the first week postpartum, how many contacts do most participants at your agency receive? *Please include contacts with a peer counselor in your response.*

Contacts

F6. In the first six months postpartum, what is the minimum number of contacts postpartum women at your agency receive? *Please include contacts with a peer counselor in your response.*

Contacts



[Quit for now](#) [Back](#)

Done Internet | Protected Mode: On 100%

WIC BPI Survey - Windows Internet Explorer
http://wicbpidex.mathematica.net/default.aspx?Page=56

File Edit View Favorites Tools Help


WIC BPI Survey

Postpartum Participant Contact

F7. In which of the following locations may interactions with postpartum participants take place? *Please include contacts with a peer counselor in your response. Do not consider appointment reminders as an interaction in this question.*

Select all that apply

- Clinic
- Nutrition education classes
- Breastfeeding support groups
- Participants' homes
- Telephone
- Hospitals
- Other off-site locations



[Quit for now](#) [Back](#)

Internet | Protected Mode: On 100%

WIC BPI Survey - Windows Internet Explorer
http://wicbpidew.mathematica.net/default.aspx?Page=57


File Edit View Favorites Tools Help

WIC BPI Survey

Postpartum Participant Contact

F8. Are your agency's postpartum participant contact procedures written down in a formal policy?

- Yes
- No



[Submit Page and Continue](#)

[Quit for now](#) [Back](#)

Internet | Protected Mode: On 100%

WIC BPI Survey - Windows Internet Explorer
http://wicbpi.dev.mathematica.net/default.aspx?page=58

File Edit View Favorites Tools Help


WIC BPI Survey

Breastfeeding Aids

Breastfeeding aids are items which directly support the initiation and continuation of breastfeeding. Allowable breastfeeding aids can be purchased with federal funds. In this section, we ask about your agency's policies and procedures for using breastfeeding aids.

G1. Which of the following breastfeeding aids does your agency make available to WIC participants?

	Yes	No
a. Breast pumps	<input type="radio"/>	<input type="radio"/>
b. Breast shells	<input type="radio"/>	<input type="radio"/>
c. Nipple shields	<input type="radio"/>	<input type="radio"/>
d. Nursing supplementers	<input type="radio"/>	<input type="radio"/>
e. Breast milk storage bags	<input type="radio"/>	<input type="radio"/>



[Submit Page and Continue](#)

[Quit for now](#) [Back](#)

Done Internet | Protected Mode: On 100%

WIC BPI Survey - Windows Internet Explorer
http://wicbpi.dev.mathematica.net/Default.aspx?Page=59

File Edit View Favorites Tools Help


WIC BPI Survey

Breastfeeding Aids

Breastfeeding aids are items which directly support the initiation and continuation of breastfeeding. Allowable breastfeeding aids can be purchased with federal funds. In this section, we ask about your agency's policies and procedures for using breastfeeding aids.

G2. Does your agency choose breastfeeding aids only from an approved list?

Yes
 No



[Submit Page and Continue](#)

[Quit for now](#) [Back](#)

Done Internet | Protected Mode: On 100%

WIC BPI Survey - Windows Internet Explorer

http://wicbpidew.mathematica.net/Default.aspx?Page=60


File Edit View Favorites Tools Help

WIC BPI Survey

Breastfeeding Aids

G3. Are your agency's breastfeeding aids issuance practices written down in a formal policy?

Yes
 No



[Submit Page and Continue](#)

[Quit for now](#) [Back](#)

Done Internet | Protected Mode: On 100%

WIC BPI Survey - Windows Internet Explorer

http://wicbpidew.mathematica.net/Default.aspx?Page=61

File Edit View Favorites Tools Help


WIC BPI Survey

Breastfeeding Aids

G4. Does your agency loan or give each of the following types of breast pumps to participants?

Select one per row

	No, agency does not distribute pump type	Yes, loans	Yes, gives
Manual pumps	<input type="radio"/>	<input type="radio"/>	<input type="radio"/>
Pedal pumps	<input type="radio"/>	<input type="radio"/>	<input type="radio"/>
Single-user electric pumps	<input type="radio"/>	<input type="radio"/>	<input type="radio"/>
Multi-user electric/hospital grade pumps	<input type="radio"/>	<input type="radio"/>	<input type="radio"/>



[Submit Page and Continue](#)

[Quit for now](#) [Back](#)

Internet | Protected Mode: On 100%

WIC BPI Survey - Windows Internet Explorer
http://wicbpidew.mathematica.net/default.aspx?Page=62


File Edit View Favorites Tools Help

WIC BPI Survey

Breastfeeding Aids

G5. Which pump type does your agency distribute most often?

- Manual pumps
- Pedal pumps
- Single-user electric pumps
- Multi-user electric / hospital grade pumps



[Submit Page and Continue](#)

[Quit for now](#) [Back](#)

Internet | Protected Mode: On 100%

WIC BPI Survey - Windows Internet Explorer
http://wicbpidew.mathematica.net/Default.aspx?Page=63

File Edit View Favorites Tools Help


WIC BPI Survey

Breastfeeding Aids

G6. What are the issuance conditions for the pump type that your agency issues most often?

Select all that apply

- All mothers who request one
- All mothers certified as fully or partially breastfeeding
- All mothers certified as fully breastfeeding only
- All mothers committed to exclusive breastfeeding for a minimum duration
- Mothers returning to work or school
- Mother/infant separation (other than work or school)
- Mother or infant feeding problem
- Other
(Please specify)



[Submit Page and Continue](#)

[Quit for now](#) [Back](#)

Done Internet | Protected Mode: On 100%

WIC BPI Survey - Windows Internet Explorer
 http://wicbpidew.mathematica.net/Default.aspx?Page=64


File Edit View Favorites Tools Help

WIC BPI Survey

Breastfeeding Aids

G7. Which of the following other breast pump issuance policies or practices does your agency follow? Please mark "yes" even if the policy or practice applies only under certain conditions.

	Yes	No
Breast pump training may count as a nutrition education contact	<input type="radio"/>	<input type="radio"/>
Participants are required to complete breast pump training	<input type="radio"/>	<input type="radio"/>
Clinic staff must follow up with participants who have been issued a breast pump	<input type="radio"/>	<input type="radio"/>
Breast pumps may be issued to a participant proxy	<input type="radio"/>	<input type="radio"/>
Participants may be required to make a deposit before a breast pump is issued	<input type="radio"/>	<input type="radio"/>
Participants may purchase a breast pump from our agency for a cost lower than retail price	<input type="radio"/>	<input type="radio"/>
Third parties (e.g., clinics or hospitals) are contracted to issue breast pumps to WIC participants	<input type="radio"/>	<input type="radio"/>



[Submit Page and Continue](#)

[Quit for now](#) [Back](#)

Done Internet | Protected Mode: On 100%

WIC BPI Survey - Windows Internet Explorer
 http://wicbpidew.mathematica.net/Default.aspx?Page=65


File Edit View Favorites Tools Help

WIC BPI Survey

Breastfeeding Aids

G8. How much does your agency charge as a deposit before a breast pump is issued?

\$ Deposit Charge



[Submit Page and Continue](#)

[Quit for now](#) [Back](#)

Internet | Protected Mode: On 100%

WIC BPI Survey - Windows Internet Explorer
http://wicbpidiv.mathematica.net/default.aspx?page=66

File Edit View Favorites Tools Help

WIC BPI Survey


Food Package Issuance

Federal guidance outlines detailed procedures for classifying participants and issuing food packages. This section asks about any additional policies or practices that agencies may follow when issuing food packages, including infant formula, to participants.

H1. Under which circumstances does your agency allow formula to be issued to fully breastfeeding participants in the first month postpartum if participants request it?

Select all that apply

- When a doctor prescribes formula
- When the mother no longer wants to exclusively breastfeed
- Never
- Other (Please specify)



[Quit for now](#) [Back](#)

Done Internet | Protected Mode: On 100%

WIC BPI Survey - Windows Internet Explorer
http://wicbpidiv.mathematica.net/default.aspx?page=67

File Edit View Favorites Tools Help


WIC BPI Survey

Food Package Issuance

H2. What steps do clinic staff take when a participant on a fully breastfeeding food package requests formula?

Select all that apply

- Formula is issued without any additional steps taken
- Participant receives counseling about benefits of breastfeeding
- Participant receives counseling about changing food packages
- A minimum amount of formula is provided based on assessment
- Other (Please specify)



[Quit for now](#) [Back](#)

Internet | Protected Mode: On 100%

WIC BPI Survey - Windows Internet Explorer
http://wicbpidew.mathematica.net/default.aspx?Page=68


File Edit View Favorites Tools Help

WIC BPI Survey

Food Package Issuance

H3. Are your agency's procedures for formula issuance to fully breastfeeding participants written down in a formal policy?

- Yes
- No



[Submit Page and Continue](#)

[Quit for now](#) [Back](#)

Internet | Protected Mode: On 100%

WIC BPI Survey - Windows Internet Explorer
http://wicbpidiv.mathematica.net/default.aspx?page=69

File Edit View Favorites Tools Help

WIC BPI Survey


Breastfeeding Referrals and Coordination

WIC clinics may refer participants to specialized WIC staff or to other health and social service providers when warranted. In this section, we ask questions about breastfeeding referrals and coordination.

I1. To which of the following individuals or organizations outside of your WIC agency may your staff refer participants for breastfeeding-related issues?

Select all that apply

- Another WIC agency
- Lactation professional
- Breastfeeding support organization
- Health care provider
- Breast pump purchase/loan program
- Non-WIC-operated breastfeeding [helpline](#)
- Home visiting program
- Staff do not refer participants outside our agency for breastfeeding-related issues



[Submit Page and Continue](#)

[Quit for now](#) [Back](#)

Done Internet | Protected Mode: On 100%

WIC BPI Survey - Windows Internet Explorer
http://wicbpidiv.mathematica.net/default.aspx?page=70


File Edit View Favorites Tools Help

WIC BPI Survey

Breastfeeding Referrals and Coordination

I2. Does your agency use a standardized list of organizations or individuals when referring participants with breastfeeding-related issues?

- Yes
- No



[Submit Page and Continue](#)

[Quit for now](#) [Back](#)

Done Internet | Protected Mode: On 100%

WIC BPI Survey - Windows Internet Explorer
http://wicbpidew.mathematica.net/default.aspx?Page=71

File Edit View Favorites Tools Help

WIC BPI Survey


Breastfeeding Referrals and Coordination

13. Does your agency provide helpline services to WIC participants?

Yes No

Our own agency-operated breastfeeding helpline

State WIC agency-operated breastfeeding helpline



[Submit Page and Continue](#)

[Quit for now](#) [Back](#)

Internet | Protected Mode: On 100%

WIC BPI Survey - Windows Internet Explorer
http://wicbpidew.mathematica.net/default.aspx?Page=72

File Edit View Favorites Tools Help


WIC BPI Survey

Breastfeeding Referrals and Coordination

14. Does your agency operate a breastfeeding helpline?

Yes

No



[Submit Page and Continue](#)

[Quit for now](#) [Back](#)

Internet | Protected Mode: On 100%

WIC BPI Survey - Windows Internet Explorer
http://wicbpi.dev.mathematica.net/default.aspx?page=73


File Edit View Favorites Tools Help

WIC BPI Survey

Breastfeeding Referrals and Coordination

15. Are your agency's breastfeeding referrals and coordination practices written down in a formal policy?

- Yes
- No



[Submit Page and Continue](#)

[Quit for now](#) [Back](#)

Done Internet | Protected Mode: On 100%

WIC BPI Survey - Windows Internet Explorer
http://wicbpidew.mathematica.net/default.aspx?page=74

File Edit View Favorites Tools Help


WIC BPI Survey

Outreach Activities

Questions in this section are about any outreach activities your agency does.

J1. Do your agency's staff participate in teaching prenatal classes in a hospital? *Please do not include contacts with a peer counselor in your response.*

Yes
 No



[Submit Page and Continue](#)

[Quit for now](#) [Back](#)

Done Internet | Protected Mode: On 100%

WIC BPI Survey - Windows Internet Explorer
http://wicbpidew.mathematica.net/default.aspx?page=75


File Edit View Favorites Tools Help

WIC BPI Survey

Outreach Activities

J2. Do your agency's staff provide postpartum in-hospital breastfeeding support? *Please include contacts with a peer counselor in your response.*

Yes
 No



[Submit Page and Continue](#)

[Quit for now](#) [Back](#)

Done Internet | Protected Mode: On 100%

WIC BPI Survey - Windows Internet Explorer
http://wicbpidiv.mathematica.net/default.aspx?Page=76

File Edit View Favorites Tools Help


WIC BPI Survey

Outreach Activities

J3. Has your agency planned or participated in any of the following to promote breastfeeding in the past year?

Select all that apply

- Social marketing campaign
- World Breastfeeding Week event
- Community health fair
- Peer counseling program promotion in the community
- Other
- None of these



[Submit Page and Continue](#)

[Quit for now](#) [Back](#)

Done Internet | Protected Mode: On 100%

WIC BPI Survey - Windows Internet Explorer
http://wicbpidiv.mathematica.net/default.aspx?Page=77


File Edit View Favorites Tools Help

WIC BPI Survey

Outreach Activities

J4. Does your agency promote breastfeeding through outreach to or collaborations with each of the following?

	Yes	No
Hospitals, clinics, or doctors' offices	<input type="radio"/>	<input type="radio"/>
Worksites	<input type="radio"/>	<input type="radio"/>
Child care facilities	<input type="radio"/>	<input type="radio"/>
Faith based organizations	<input type="radio"/>	<input type="radio"/>
Schools	<input type="radio"/>	<input type="radio"/>



[Submit Page and Continue](#)

[Quit for now](#) [Back](#)

Internet | Protected Mode: On 100%

WIC BPI Survey - Windows Internet Explorer
http://wicbpidew.mathematica.net/default.aspx?Page=78


File Edit View Favorites Tools Help

WIC BPI Survey

Outreach Activities

J5. Does your agency have a memorandum of understanding in place with any of the following in order to promote breastfeeding through outreach or collaborations?

	Yes	No
a. Hospitals, clinics, or doctors' offices	<input type="radio"/>	<input type="radio"/>
b. Worksites	<input type="radio"/>	<input type="radio"/>
c. Child care facilities	<input type="radio"/>	<input type="radio"/>
d. Faith based organizations	<input type="radio"/>	<input type="radio"/>
e. Schools	<input type="radio"/>	<input type="radio"/>



[Submit Page and Continue](#)

[Quit for now](#) [Back](#)

Internet | Protected Mode: On 100%

WIC BPI Survey - Windows Internet Explorer
http://wicbpidew.mathematica.net/Default.aspx?Page=79


File Edit View Favorites Tools Help

WIC BPI Survey

Outreach Activities

J6. Are your agency's outreach practices written down in a formal policy?

Yes
 No



[Submit Page and Continue](#)

[Quit for now](#) [Back](#)

Internet | Protected Mode: On 100%

WIC BPI Survey - Windows Internet Explorer
http://wicbpidew.mathematica.net/default.aspx?page=80

File Edit View Favorites Tools Help


WIC BPI Survey

The Clinic Environment

These next questions are about any additional elements that promote breastfeeding in your clinic site or sites.

K1. As part of their routine interactions with WIC participants, which of the following are clinic staff instructed to do?

	Yes	No
Assume all postpartum participants initiated breastfeeding	<input type="radio"/>	<input type="radio"/>
Treat exclusive breastfeeding as the norm	<input type="radio"/>	<input type="radio"/>
Respect each mother's infant feeding decision	<input type="radio"/>	<input type="radio"/>
Encourage participants to breastfeed anywhere in the clinic	<input type="radio"/>	<input type="radio"/>
Use breastfeeding-friendly language	<input type="radio"/>	<input type="radio"/>
Offer breastfeeding support to participants on a walk-in basis	<input type="radio"/>	<input type="radio"/>
Promote breastfeeding for as long as possible or preferred by both the participant and her infant	<input type="radio"/>	<input type="radio"/>



[Submit Page and Continue](#)

[Quit for now](#) [Back](#)

Done Internet | Protected Mode: On 100%

WIC BPI Survey - Windows Internet Explorer
http://wicbpidew.mathematica.net/default.aspx?page=81


File Edit View Favorites Tools Help

WIC BPI Survey

The Clinic Environment

K2. Are guidelines for staff interactions with WIC participants written down in a formal policy?

Yes
 No



[Submit Page and Continue](#)

[Quit for now](#) [Back](#)

Done Internet | Protected Mode: On 100%

WIC BPI Survey - Windows Internet Explorer
http://wicbpiddev.mathematica.net/default.aspx?Page=82


File Edit View Favorites Tools Help

WIC BPI Survey

The Clinic Environment

K3. Which of the following are routinely available in your agency's clinics?
Select all that apply

- Posters showing breastfeeding
- Informational bulletin boards on breastfeeding
- Breastfeeding materials featuring ethnically diverse parents and infants
- Chairs, pillows, foot stools, or other furniture to make breastfeeding mothers more comfortable
- Private space for breastfeeding such as lactation rooms or cubbies
- None of these



[Submit Page and Continue](#)

[Quit for now](#) [Back](#)

Internet | Protected Mode: On 100%

WIC BPI Survey - Windows Internet Explorer
http://wicbpiddev.mathematica.net/default.aspx?Page=83


File Edit View Favorites Tools Help

WIC BPI Survey

The Clinic Environment

K4. Is the use of these breastfeeding promotion elements written down in a formal policy?

- Yes
- No



[Submit Page and Continue](#)

[Quit for now](#) [Back](#)

Internet | Protected Mode: On 100%

WIC BPI Survey - Windows Internet Explorer
http://wicbpi.dev.mathematica.net/default.aspx?page=84

File Edit View Favorites Tools Help


WIC BPI Survey

Other Policies and Practices

These final questions are about any other policies or practices your agency uses to promote breastfeeding that were not already covered in the survey, as well as policies and practices you would recommend to other agencies or would like to implement in your own agency.

L1. Which of the following incentives does your agency provide to participants to initiate or continue breastfeeding?

	Yes	No
Items without monetary value such as certificates	<input type="radio"/>	<input type="radio"/>
Items of nominal value	<input type="radio"/>	<input type="radio"/>



[Submit Page and Continue](#)

[Quit for now](#) [Back](#)

Done Internet | Protected Mode: On 100%


WIC BPI Survey - Windows Internet Explorer
http://wicbpi.dev.mathematica.net/default.aspx?page=85

File Edit View Favorites Tools Help

WIC BPI Survey

Other Policies and Practices

L2. What items of nominal value does your agency provide as incentives to participants to initiate or continue breastfeeding?



[Submit Page and Continue](#)

[Quit for now](#) [Back](#)

Done Internet | Protected Mode: On 100%


WIC BPI Survey - Windows Internet Explorer
http://wicbpidew.mathematica.net/default.aspx?Page=86

File Edit View Favorites Tools Help

WIC BPI Survey

Other Policies and Practices

L3. Please briefly describe any additional policies or practices that your local agency uses to promote breastfeeding that were not already covered elsewhere in this survey.



[Submit Page and Continue](#)

[Quit for now](#) [Back](#)

Internet | Protected Mode: On 100%


WIC BPI Survey - Windows Internet Explorer
http://wicbpidew.mathematica.net/default.aspx?Page=87

File Edit View Favorites Tools Help

WIC BPI Survey

Other Policies and Practices

L4. If you were to recommend one of your local agency's existing breastfeeding policies or practices to other WIC agencies, what would you recommend, and why?



[Submit Page and Continue](#)

[Quit for now](#) [Back](#)

Done Internet | Protected Mode: On 100%

WIC BPI Survey - Windows Internet Explorer


http://wicbpidiv.mathematica.net/default.aspx?Page=88

File Edit View Favorites Tools Help

WIC BPI Survey

Other Policies and Practices

L5. If you could implement one policy at your local agency to improve participants' breastfeeding, what would it be? What barriers do you face implementing that policy?



[Submit Page and Continue](#)

[Quit for now](#) [Back](#)

Internet | Protected Mode: On 100%

WIC BPI Survey - Windows Internet Explorer


http://wicbpidiv.mathematica.net/default.aspx?Page=89

File Edit View Favorites Tools Help

WIC BPI Survey

Other Policies and Practices

L6. Please share any additional comments you have about your agency's breastfeeding policies and practices.



[Submit Page and Continue](#)

[Quit for now](#) [Back](#)

Internet | Protected Mode: On 100%

WIC BPI Survey - Windows Internet Explorer
 http://wicbpi.dev.mathematica.net/default.aspx?Page=90

File Edit View Favorites Tools Help

WIC BPI Survey

Other Policies and Practices

L7. In a few months, we will contact your agency to complete Part 2 of the WIC Breastfeeding Policy Inventory. Part 2 has questions about breastfeeding data systems, measurement, and reporting. Please provide the name, email address, and telephone number of the person in your agency who can answer these questions. *If you are the person who can answer the questions in Part 2 of the survey, please provide your own contact information.*

First Name:


Last Name:

Email address:

Phone Number:

[Submit Page and Continue](#)

[Quit for now](#) [Back](#)














Internet | Protected Mode: On 100%

WIC BPI Survey - Windows Internet Explorer
 http://wicbpi.dev.mathematica.net/Custom/MenuAfterModuleA.aspx

File Edit View Favorites Tools Help

WIC BPI Survey

Please select a module to complete. *Other Policies and Practices* can be completed only after all other modules are submitted.

 Staff Training	 Participant Breastfeeding Education	 Peer Counseling	 Prenatal Participant Contact	 Postpartum Participant Contact	 Breastfeeding Aids
 Food Package Issuance	 Breastfeeding Referrals and Coordination	 Outreach Activities	 The Clinic Environment	 Other Policies and Practices	Submit Survey

[Quit for now](#)

Internet | Protected Mode: On 100%

