

FEDERAL ENERGY REGULATORY COMMISSION

Secretary of the Commission



Instructions for Company Registration

FERC-545, OMB Control No. 1902-0154

FERC-549, OMB Control No. 1902-0086

FERC-550, OMB Control No. 1902-0089

FERC-920, OMB Control No. 1902-0255

Public

Instructions for Company Registration

Summary

The Commission's regulations require regulated companies and some unregulated companies to obtain a Company Identifier (CID) number in order to make certain filings with the Commission. These include tariff filings and various required forms. The process of obtaining a Company Identifier is known as Company Registration. This document provides instructions on how to complete the Company Registration process and manage your Company Registration account.

Companies required to use Company Registration in order to make certain filings may choose to use third-parties, such as law firms, to make those filings. Firms chosen to make such filings also can obtain Delegate Identifier (DID) through the Company Registration process.

Once companies obtain CID or DIDs, they can assign Account Managers with authority to manage their Company Registration account and can assign Agents with authority to make specific types of filings. These procedures are described in this manual.

All the information required as part of the Company Registration process will be considered public information, and will be made available to the public by the Commission.¹

Information required by the Paperwork Reduction Act is also provided in Appendix D.

¹ The company identification information is not to be confused with the substance of the information submitted in electronic filings, which, in some cases, may be designated as either public or non-public.

Table of Contents

Summary	1
Introduction to the Company Registration System.....	5
The Company Registration Process.....	8
1) What information must I submit for Company Registration?.....	8
2) Options Page (Options Page).....	9
a) Registering a New Company.....	9
b) Transitioning.....	9
c) Managing a Company Profile.....	9
3) Information Page (Information Page).....	9
a) Company Name.....	9
a) My company is a Required Filing Company. What should I enter as my company's name?.....	9
b) My company is a Required Filing Company. How should I determine which company name to use if my company has affiliates?.....	10
c) What official name should I use for my Required Filing Company?.....	10
d) Can I register a holding company as a Required Filing Company?.....	11
e) What should I do if my Required Filing Company Name changes?.....	11
f) My company is a Delegated Filer. What company name should I use?.....	11
g) My company is a Delegated Filer. What should I do if my Company Name changes?.....	11
b) Company Address.....	12
c) Official Company Email Address.....	12
d) Official Company Website.....	12
e) Effective Date.....	13
a) What Effective Date should I enter if I am registering my company for the first time?.....	13
b) What Effective Date should I use if I am updating my company's Company Profile?.....	13
4) Regulatory Programs.....	13
a) Who must choose a Regulatory Program?.....	14
b) If my company is a Public Utility under the Federal Power Act, which program option should I select?.....	14

c) If my company is a Hinshaw pipeline, which Regulatory Program should I select?.....	15
d) Under what Regulatory Program should I register if my company is not a public utility but also is not a Power Administration?.....	15
e) What should I do if my company needs to register under multiple Regulatory Programs?.....	15
Assignment Page (Assignment Page (CID version)); (Assignment Page (DID version)).....	16
1) Form Selection.....	16
a) Will a Required Filing Company's decision not to register or select a Form be construed as a petition for waiver of its obligation to file a particular Form?.....	16
2) Account Managers.....	16
a) What are the responsibilities of an Account Manager?.....	16
b) Who is initially appointed as Account Manager?.....	17
c) Can I select a Delegated Filer or a Required Filing Company to be an Account Manager?.....	17
d) How do I assign Account Managers?.....	17
e) How do I remove Account Managers?.....	17
f) How many Account Managers should my company choose?.....	18
g) Are Account Managers able to file Forms?.....	18
h) Do Delegated Filers need Account Managers?.....	18
i) Does Commission Staff Review the Assignment of Account Managers?.....	18
3) Agents.....	18
a) What people or entities can be designated as an Agent?.....	18
b) How do I assign my company's first Agent?.....	20
c) How do I assign Agents?.....	20
d) How do I delete Agents?.....	20
e) What are the filing rights of Delegated Filers assigned as Agents?.....	20
f) Can Delegated Filers assign Agents for specific Required Filing Companies?.....	20
g) Can a Required Filing Company select one of its affiliates as an Agent?.....	21
h) Does Commission Staff Review the Assignment of Agents?.....	21
How will I know if my Company Registration or modification of my Company Profile was successful?.....	21
Concluding the Company Registration Process.....	22

1) My company is a Required Filing Company registering for the first time. What happens after I successfully submit my new Company Registration request?.....	22
2) My company is a Required Filing Company with an existing Company Identifier. What happens after I successfully submit my request to transition to the new Company Registration system?.....	22
3) My company is a Delegated Filer. What happens after I successfully submit my Company Registration request?.....	22
APPENDIX A: SCREEN SHOTS AND ADDITIONAL INSTRUCTIONS....	23
1) Options Page.....	23
2) Information Page.....	24
3) Assignment Page (CID version).....	25
4) Summary Page.....	27
5) Confirmation Page.....	28
6) Transitioning an Existing Company to the New Company Registration System.....	29
7) Modifying a Company Profile.....	30
8) Using the “Assignment to Forms and CID Account Managers” Function.....	32
a) How do I assign additional Account Managers?.....	33
<i>Select</i> the correct email address (the typed entry will not work, as the system must capture data associated with the eRegistered email address not visible on the screen), then click the “Appoint Account Manager” button to add that person as an Account Manager.....	33
b) How do I assign additional eRegistered persons as Agents?.....	34
c) How do I assign additional Delegated Filers as Agents?.....	34
APPENDIX B: Acquiring Full eRegistration.....	35
APPENDIX C: Company Registration Email Templates.....	37
APPENDIX D: Related Paperwork Reduction Act Information.....	44

Introduction to the Company Registration System

What is a Company Identifier (CID)?

A Company Identifier (CID) is an identification number assigned to a company that is required by Commission regulations to submit an electronic filing using a Company Identifier.

What is a Required Filing Company?

A Required Filing Company is a company that must obtain a Company Identifier to make certain filings with the Commission. In this instruction manual, Required Filing Companies are also referred to as Required Filers.

Who must obtain a Company Identifier (CID)?

You must obtain a Company Identifier if your company is required by Commission regulations to submit an electronic filing for which a Company Identifier is required. If you are uncertain about whether an electronic filing you are required to submit requires a Company Identifier, you should obtain legal advice regarding FERC regulatory affairs and, if deemed necessary, consult with appropriate FERC staff.

Do all electronic filings require a Company Identifier?

No. Not all electronic filings require the use of a Company Identifier. The requirement applies to filings of tariffs and those forms for which the Commission has explicitly required the use of a Company Identifier. The Commission may expand the types of filings for which a Company Identifier is required.

Is there a deadline by which a company must register?

A company must register prior to making its first electronic filing that requires a Company Identifier.

How long will it take to obtain a Company Identifier?

Requests for Company Identifiers are processed by FERC staff. You should expect a two (2) business day delay from the time a request is made to the time you receive your Company Identifier. There may be a further delay if you simultaneously make numerous requests for Company Identifiers and/or modifications thereof. Incomplete or questionable data entries may also result in a delay in the issuance of your Company Identifier, or may result in the rejection of your request.

If my company completes Company Registration and obtains a Company Identifier, does that mean my company is a regulated entity?

No. Company Registration and acquiring a Company Identifier permits a company to make certain electronic filings with the Commission. In other words, Company Registration is simply a precondition for making certain electronic filings with the Commission. Various statutory, regulatory, and Commission findings determine whether a company is a regulated entity.

Will my Company Identifier be available to the public?

Yes.

Is my company registered?

The Commission posts a list of registered Required Filing Companies on its web site, www.ferc.gov, for each Industry under the Required Filing Companies link. These lists may not be current. If your company name cannot be found on the lists, please send an inquiry to ferconlinesupport@ferc.gov. Your inquiry should include the name of the company at issue and what Regulatory Program it should be part of.

Can I have multiple Company Registrations for the same company?

Not in the same Regulatory Program. Do not attempt to re-register a company that is already registered in a Regulatory Program. Multiple registrations may cause significant administrative, tariff, and compliance issues for your company. Also, FERC staff are likely to reject multiple registration attempts.

What is a Delegate Identifier (DID)?

A Delegate Identifier (DID) is an identification number for a company that makes filings on behalf of a Required Filing Company. Such a company may want to obtain a DID in order to manage its own Account Managers and Agents. For example, some Required Filing Companies may prefer that law firms or electronic vendors submit filings on their behalf, and that those law firms or vendors determine which of their individual employees will do so. Such law firms or vendors may want to obtain a Delegate Identifier so they will have the capability to assign their individual employees as Account Managers and Agents.

What is a Delegated Filer?

A Delegated Filer is a company that has obtained a Delegate Identifier and, therefore, can be assigned the authority to make filings on behalf of a Required Filing Company. Before a Delegated Filer can submit filings on behalf of a Required Filer, the Required Filer must login to the Company Registration system, select the Delegated Filer, and then assign it the authority to make the desired required filing(s).

Why would a company want to obtain a Delegate Identifier (DID)?

A company would want to obtain a DID if a Required Filing Company wants to delegate the company (rather than individuals) to make filings on the Required Filing Company's behalf. The Delegated Filer would then be able to manage its own account and assign Account Managers and Agents.

Must a company that makes filings on behalf of a Required Filing Company obtain a Delegate Identifier (DID)?

There is no regulatory requirement that a company that acts as a Delegated Filer must obtain a Company Registration account. DID accounts are simply a service offered by the Commission. However, without such an account, the Required Filer could not select the Delegated Filer *company* to make filings on its behalf, but could still select individual persons at that company to submit filings on the Required Filer's behalf, after designating those individuals as Agents.

Can members of a law firm or vendor make filings on behalf of a Required Filing Company without obtaining a Delegate Identifier?

Yes. The Required Filing Company would have to designate the specific members of the law firm or vendor as either Agents or Account Managers.

Can a Required Filing Company, using a CID, also be a Delegated Filer?

No. If a Required Filing Company wishes to be a Delegated Filer for another company, it should request a DID.

How long will it take to obtain a Delegate Identifier (DID)?

This will occur immediately upon completion of the Company Registration process. Unlike applications for Company Identifiers (CID), applications for Delegate Identifiers are automatically approved; i.e., they are not reviewed by FERC staff.

When must a company obtain a Delegate Identifier (DID)?

There is no deadline by which a company must obtain a Delegate Identifier number. However, a company must obtain a Delegate Identifier before it can be selected as a Delegated Filer by a Required Filing Company.

The Company Registration Process

1) What information must I submit for Company Registration?

The Company Registration system consists of three sequential web pages, which can be described as the Options Page, the Information Page, and the Assignment Page. The information set associated with the Company Identifier is referred to as the Company Profile. The information needed to complete these pages should be assembled prior to entering the Commission's Company Registration web page to reduce the chances of timing out.

Details on each category of information are provided below. (Screen shots are at Appendix A and can be found by following the hyperlinks below.)

- 1) The **Options Page** ([Options Page](#)) is where you select the reason you are logging into the Company Registration system. There are three reasons:
 - a) to register a new company
 - b) to transition an existing Company Identifier from the old system to the new system
 - c) to manage your Company Profile (after you have already completed Company Registration).

- 2) The **Information Page** ([Information Page](#)) -- After selecting the applicable option on the Options Page, you will be required to submit information on the information page. The specific information required on the Information Page is:
 - a) Whether you are registering as a Required Filing Company or a Delegated Filer
 - b) Company Name
 - c) Company Address
 - d) Official Company Email Address
 - e) Official Company Website (optional for Delegated Filers)
 - f) Effective Date
 - g) The Regulatory Program under which your filings are required.

- 3) The **Assignment Page** ([Assignment Page CID](#)) ([Assignment Page DID](#)) -- The following information is required to complete the Assignment Page:
 - a) Forms you are required to file under the selected Regulatory Program
 - b) Who you would like to designate as Account Managers and Agents to submit filings for your company.

Specific Issues related to filling out the Options Page, Information Page and Assignment Page are discussed below.

2) Options Page ([Options Page](#))

a) **Registering a New Company**

This option will enable a company that has not previously registered for a Company Identifier (CID) or a Delegate Identifier (DID) to complete the Company Registration process and obtain a CID or DID.

b) **Transitioning**

Transitioning applies only to companies that previously were registered in the Company Registration system. The transition process will enable them to easily move to the new system while retaining their existing Company Identifier (CID) number.

c) **Managing a Company Profile**

This option will enable the company to change or revise the information on the Information Page and the Assignment Page.

3) Information Page ([Information Page](#))

a) **Company Name**

a) **My company is a Required Filing Company. What should I enter as my company's name?**

If you are registering a Required Filing Company, your Company Name should be the name of the company that is, or will be, subject to filing requirements pursuant to the statutory and regulatory requirements of the Program for which the company is registering.

If you are registering a Delegated Filer, your Company Name should be the name of the company to which the Required Filing Company has delegated its filing authority.

b) My company is a Required Filing Company. How should I determine which company name to use if my company has affiliates?

Your Company Name should be the name of the company that is, or will be, subject to filing requirements pursuant to the statutory and regulatory requirements of the Program for which the company is registering.

For example, XYZ Company is a Natural Gas Act (NGA) natural gas pipeline company that is also a subsidiary of ABC Holding Company. XYZ Company wishes to register under the Commission's NGA program, which imposes an eTariff electronic filing requirement. When XYZ Company is completing its Company Registration to obtain the Company Identifier necessary for the company to make its eTariff filings, the Company Name entered should be XYZ Company, as that is the FERC-regulated entity under the NGA program.

As an additional example, take a company, MNO Public Utility, LP, that has two operating divisions: MNO Public Utility (New Mexico), division of MNO Public Utility, LP, and MNO Service Company, division of MNO Public Utility, LP. The only company that is required to file is MNO Public Utility, LP, not the individual operating divisions; therefore, "MNO Public Utility, LP" should be the company name entered when MNO Public Utility, LP is completing its Company Registration.

c) What official name should I use for my Required Filing Company?

Your Company Name should be exactly as shown on your articles of incorporation. No "doing business as", dba, d/b/a, or other pseudonym Company Names are permitted. Do not use abbreviations or acronyms that are not part of the name shown on the articles of incorporation. (For example, do not enter "PGT" or "Pacific Gas Trans. Corp." when the full name may be "Pacific Gas Transmission Corporation".)

In the Commission's experience, the most common electronic filing mistake is misspelling the Company Name. Your Company Name should be properly spelled and should include any contractions, commas, periods, or the lack thereof, that are present in the company's name as it appears on its articles of incorporation. (For example, be specific about whether your company name includes "Incorporated" or "Inc.", "LLC" or "L.L.C.", etc.)

The registration form provides space for 250 characters for a Company Name. Some FERC applications that utilize this data will, for technical reasons, truncate the Company Name from right to left.

d) Can I register a holding company as a Required Filing Company?

No. Only the company required to make the filing can register as the Required Filing Company.

e) What should I do if my Required Filing Company Name changes?

Changing a registered Company Name is permitted through the Company Registration web site. Changing the Company Name through Company Registration is the *only means* of informing the Commission of (1) a name change for a Required Filing Company, (2) any change to the Company Name that will appear on electronic filings that require the use of a Company Identifier, and (3) any change to the Company Name shown on the public version of a company's eTariff maintained by the Commission.

HOWEVER, Required Filing Companies should use extreme caution before proceeding with a name change. There are numerous additional regulatory requirements and business practices associated with changing the name of a Required Filing Company. A company should obtain legal advice regarding FERC regulatory affairs and, if deemed necessary, consult with appropriate FERC staff before changing the Company Name in the Company Registration system. Incorrect or untimely name changes can have unpredictable regulatory and legal consequences.

f) My company is a Delegated Filer. What company name should I use?

There is no specific requirement for company names for Delegated Filers. These names will not be checked by FERC staff. We encourage the use of the official name of the company or law firm, rather than abbreviations or acronyms.

g) My company is a Delegated Filer. What should I do if my Company Name changes?

You should change your Company Name in the Company Registration system. However, you should be aware that such a change in the Company Registration system will not affect company names on service lists.

b) Company Address

Your Company Address should be the street address of your company's primary place of business.

c) Official Company Email Address

Your Official Company Email Address should be carefully chosen. This email address will be used by the Commission to inform a company of electronic filings made using that company's Company Identifier. Personal email addresses often become inaccessible to a company over time and, therefore, should not be used as the Official Company Email Address.

The Official Company Email Address will populate the Commission's service list for those filings that require service lists.

d) Official Company Website

If your company is a Required Filing Company, you must provide the URL address of your company's official website. If your company has several web addresses, the URL that you provide should be for a site that clearly leads to your Required Filing Company's informational postings similar to those required by North American Energy Standards Board's (NAESB) Standard 4.3.23.²

If your company is not yet a Required Filing Company, but is seeking to become one, you should enter a URL address that can be used to cross-check the accuracy of the other required Company Registration data. Once your company obtains a Company Identifier, your company should, or must (depending on the requirements of the Regulatory Program), update the URL address in the Company Registration system.

A Delegated Filer is not required to provide a company website. If you choose to do so, you should provide the URL address of the company website most relevant to the filings you will be making.

² NAESB Standard 4.3.23 provides the minimum informational categories for web-based informational postings.

e) Effective Date

The Effective Date is the date on which you want your proposed changes to Company Registration to become effective. When entering the Effective Date, you should consider whether you are registering your company for the first time or updating your company's Company Profile. Retroactive dates are not accepted.

a) What Effective Date should I enter if I am registering my company for the first time?

The Effective Date for a new Company Registration will default to the date the data is entered. This will permit your company to make an electronic filing (requiring the use of a Company Identifier) with the Commission as soon as your company receives its Company Identifier. You can propose a prospective Effective Date, but you should be aware that your company will not be able to use its Company Identifier to make an electronic filing until the Effective Date.

b) What Effective Date should I use if I am updating my company's Company Profile?

You should enter the date that on which you would like the updated information to be reflected in the Commission's records. For Required Filing Companies, updated Company Profiles become effective on either the proposed Effective Date or the date the proposed change to the Company Profile is approved by FERC staff, whichever occurs later. Proposed effective dates cannot be retroactive, since companies cannot propose retroactively to revise the names of their tariffs, change data that is obtained from the Company Profile to be associated with past electronic filings, revise Notices to the public, revise service lists, or change the official record in eLibrary.

4) Regulatory Programs

Regulatory Programs refer to the Commission's different statutory mandates and regulatory schemes. In broad terms, there are six (6) programs:

- 1) Public Utilities under the Federal Power Act with only Electric Market-Based Rates;
- 2) Public Utilities under the Federal Power Act other than those that are solely Market-Based Rate Filers
- 3) Power Administrations under the Flood Control Act, the Bonneville Power Act, the Northwest Power Planning Act, and other relevant statutes;

- 4) Natural Gas Companies under the Natural Gas Act;
- 5) Intrastate Pipelines under the Natural Gas Policy Act of 1978 and Hinshaw pipelines under the Natural Gas Act; and
- 6) Oil Pipelines under the Interstate Commerce Act.

a) Who must choose a Regulatory Program?

Every Required Filing Company must select one Regulatory Program. All filings made by that company under the provided Company Identifier will be processed by the Commission consistent with the statutory, regulatory and business rule requirements of that Regulatory Program. For example, if an entity is registered as a public utility under the Federal Power Act, and the entity attempted to make a Natural Gas Act tariff filing, that tariff filing would be rejected because the entity is not a natural gas company.

You should select the Regulatory Program that best describes the statutory authority under which your Required Filing Company is required to submit electronic filings to the Commission.

b) If my company is a Public Utility under the Federal Power Act, which program option should I select?

Public utilities are provided two program options: (i) public utilities with ONLY market-based rates; and (ii) public utilities with other filed tariffs, such as transmission OATTs, cost-based rates, etc.

- Public utilities with ONLY market-based rates: as the title itself indicates, you should select this option only if your company has only market-based rates.
- Public utilities with additional tariffs: you should select this option if your public utility has a transmission tariff, OATT, cost-based rate or any tariff other than a market-based rate tariff. ISOs and RTOs should select this option. Companies choosing this option also can include their market-based rate tariff.

If your public utility has only market-based rates but wishes to propose, or is required to offer, cost-based rates, you must modify your Company Registration information to reflect the change. This modification of your Company Registration information will not result in a new Company Identifier.

c) If my company is a Hinshaw pipeline, which Regulatory Program should I select?

Natural Gas Companies who are subject to section 1(c) of the NGA (Hinshaw pipelines) are subject to the same Commission business processing rules that apply to intrastate pipelines under the NGPA. Therefore, Hinshaw pipelines should register under the same Regulatory Program as NGPA intrastate pipelines, rather than under the NGA Regulatory Program.

d) Under what Regulatory Program should I register if my company is not a public utility but also is not a Power Administration?

You should register as a public utility. Such registration is for FERC's administrative purposes only and will not change your company's status.

If your entity is a Non-Public Utility that is required to file an EQR but not an eTariff, you should select the public utilities with cost-based rates option.³ Your selection of this option is purely for the Commission's administrative purposes and provides no indication as to how Non-Public Utilities set their rates.

e) What should I do if my company needs to register under multiple Regulatory Programs?

If your company is required to submit electronic filings (requiring under a Company Identifier) under two or more of the Commission's Regulatory Programs, you must complete the Company Registration process separately under each program. Different Company Identifiers will be issued for each registration.

³ A Non-Public Utility is a market participant with more than a *de minimis* market presence that is exempted from the Commission's jurisdiction by section 201(f) of the Federal Power Act. 18 C.F.R. § 35.10b (effective October 12, 2012). However, excluded from this definition are entities engaged in purchases or sales of wholesale electric energy or transmission services within the Electric Reliability Council of Texas or any entity that engages solely in sales of wholesale electric energy or transmission services in the states of Alaska or Hawaii. *Id.*

Assignment Page (Assignment Page (CID version)); (Assignment Page (DID version))

1) Form Selection

The Forms list represents all of the Forms that are required to be submitted under the Regulatory Programs that require electronic filings using a Company Identifier. Only Required Filing Companies can, and must, select Forms; Delegated Filers do not have the option to select Forms.

To the left of each Form is a checkbox. To the right of some Forms is a drop-down menu with additional sub-options. You must select the checkbox for every Form that is required under the Regulatory Program associated with your Company Identifier.

a) Will a Required Filing Company's decision not to register or select a Form be construed as a petition for waiver of its obligation to file a particular Form?

No. Failure to register or select a Form does not constitute a petition for waiver of a filing obligation. Requests for waiver of the requirement to file a Form must be made with the Commission consistent with the requirements of Part 385 of the Commission's regulations, not through the Company Registration application. A Required Filing Company must select a Form as required even if the Required Filing Company has received a waiver of its obligation to file the Form from the Commission. Selecting a Form as required is only an indication that a Required Filing Company is subject to filing the Form, not that a Form is required to be filed for any given reporting period.

2) Account Managers

An Account Manager is the eRegistered name of a person to whom your company wishes to grant account management rights over your Company Registration account.

a) What are the responsibilities of an Account Manager?

An Account Manager has control over your Company Registration account. Each Account Manager has the ability to change your company information, add or remove other Account Managers, add or remove Agents, and assign electronic filing rights to those Agents. In addition, Account Managers can submit electronic filings, but only after being assigned (or assigning oneself) as an Agent associated with one or more Forms.

b) Who is initially appointed as Account Manager?

The eRegistered person who first requests a new Company Identifier, or who transitions an existing Company Identifier to the new Company Registration system, automatically will be listed as the first Account Manager for your company.

c) Can I select a Delegated Filer or a Required Filing Company to be an Account Manager?

No. A Delegated Filer or a Required Filing Company cannot be selected as an Account Manager. Only eRegistered persons can be selected as account managers. However, a Required Filing Company may select individual, eRegistered people outside of your company as Account Managers.

d) How do I assign Account Managers?

The initial Account Manager or any additional Account Manager can appoint additional Account Managers using the “Assignment to Forms and CID Account Managers” section on the Assignment Page. An Account Manager can designate only eRegistered persons as Account Managers. Screen shots and detailed instructions on using the “Assignment to Forms and CID Account Managers” function can be found at Appendix A: [How do I assign additional Account Managers?](#)

e) How do I remove Account Managers?

The initial Account Manager or any additional Account Manager can remove an Account Manager using the “Assignment to Forms and CID Account Managers” section on the Assignment Page. In the “Assignment to Forms and CID Account Managers” portion of the Assignment Page, select the Account Manager that you would like to remove. Upon selection, that Account Manager will be highlighted. Click the “Remove Rep or CID” button to remove the Account Manager.

NOTE: If *all* Account Managers or Agents are selected to be removed, an error will result. In every Company Profile, there must always be at least one Account Manager and one Agent per selected Form.

f) How many Account Managers should my company choose?

We highly recommend that you maintain multiple Account Managers at all times in the event that changes need to be made, such as adding new Agents to make filings. Also, maintaining multiple Account Managers will ensure that a company can manage its account even if a company's Account Manager has left the company without designating a replacement Account Manager.

g) Are Account Managers able to file Forms?

The initial Account Manager assigned during registration of a new company or transition of an existing company automatically is assigned as an Agent, with filing rights for all Forms selected. However, subsequent Account Managers need to be added to specific Forms in order to make filings.

h) Do Delegated Filers need Account Managers?

Yes. Delegated Filers need at least one Account Manager to manage the Delegate Filer's Company Registration account.

i) Does Commission Staff Review the Assignment of Account Managers?

No. Account Managers for CIDs and DIDs are not reviewed by Commission Staff.

3) Agents

An Agent is any Delegated Filer company or eRegistered person to whom an Account Manager has assigned electronic filing rights. For each Form that your company will register, you should select the eRegistered name of every person your company wishes to designate as an Agent who may file that Form with the Commission on behalf of your company. All Agents have equal rights with regard to making an electronic filing of a Form to which they are assigned. The eRegistered person requesting a new Company Identifier will be automatically listed as the first Agent for every Form selected.

a) What people or entities can be designated as an Agent?

Who an Account Manager can designate as an Agent depends on whether the

account is a Required Filing Company or a Delegated Filer.

1. **Required Filing Company:** An Account Manager can designate eRegistered persons⁴ or Delegated Filers as Agents. There is no limit on the number of eRegistered persons or Delegated Filers an Account Manager may select as Agents for any Required Filing Company's Form. There is also no limit to the number of Regulated Filing Companies that may select a given eRegistered person as an Agent.

Each eRegistered person is responsible for maintaining the accuracy of his or her own eRegistration account. The Commission takes no responsibility for incorrect or outdated eRegistration profiles. Incorrect or outdated eRegistration information can result in an inability to access FERC Online for the purpose of making an electronic filing, not receiving Commission notifications as to the status of filings, and other consequences.

2. **Delegated Filers:** An Account Manager can designate only eRegistered persons as Agents. There is no limit on the number of eRegistered persons an Account Manager may select as Agents for any Delegated Filer Form. There is also no limit to the number of Required Filing Companies that may select a given Delegated Filer as an Agent.

Each Delegated Filer, through its Account Managers, is responsible for maintaining the accuracy of its own Company Registration account and for managing its own list of Agents. The Commission takes no responsibility for incorrect or outdated Company Profiles. Incorrect or outdated Delegated Filer company information can result in an inability to access FERC Online for the purpose of making an electronic filing, not receiving Commission notifications as to the status of filings, and other consequences.

b) How do I assign my company's first Agent?

The initial Account Manager associated with a new Company Registration, or a transitioned Company Identifier, is automatically assigned Agent rights for all Forms selected. All additional Agents must be manually assigned.

⁴ **eRegistered persons:** Only persons who are fully eRegistered with the Commission are available for selection by the Account Manager. The Agent's eRegistration account must permit the eRegistered user to access FERC Online. All persons who have already completed their eRegistration do not have to reapply for a new eRegistration account to be an Agent. Instructions on how a person creates and maintains an eRegistration account are located on the Commission's web site at www.ferc.gov.

c) How do I assign Agents?

An Account Manager may assign Agents using the “Assignment to Forms and CID Account Managers” section on the Assignment Page Screen shots. Detailed instructions on using the “Assignment to Forms and CID Account Managers” function can be found in Appendix A: [How do I assign additional eRegistered persons as Agents?](#)

d) How do I delete Agents?

An Account Manager may delete Agents using the “Assignment to Forms and CID Account Managers” section on the Assignment Page, a screen shot of which can be found in Appendix A. In the “Assignment to Forms and CID Account Managers” portion of the Assignment Page, select the Agent that you would like to remove. Upon selection, that Agent will be highlighted. Click the “Remove Rep or CID” button to remove the Agent.

NOTE: If all Agents or Account Managers are selected to be removed, an error will result. In every Company Profile, there must always be at least one Agent per selected Form and one Account Manager.

e) What are the filing rights of Delegated Filers assigned as Agents?

Once an Account Manager for a Required Filing Company designates a Delegated Filer as an Agent for a Form, the designated Agents of the Delegated Filer assigned to that Form can make a filing on behalf of the Required Filing Company.

f) Can Delegated Filers assign Agents for specific Required Filing Companies?

No. A Delegated Filer only has the right to assign Agents to a specific Form the Delegated Filer is authorized to file. The Agents assigned to that Form will have the right to file the Form on behalf of any Required Filing Company that delegates the filing of that Form to the Delegated Filer.

For example, suppose Mega Energy Law Firm, L.L.C., is registered as a Delegated Filer and has appointed Jane Doe, Mike Rowe, and Jim French to file EQR forms. Three Required Filing Companies, Transmission Company, Inc., Wind Generator, Inc. (market-based rate filer) and Gas Generator Co. (market-based rate filer) all appoint Mega Energy Law Firm, L.L.C. as their Agent to file

EQR forms. Jane Doe, Mike Rowe, and Jim French can make EQR filings for all three Required Filing Companies.

g) Can a Required Filing Company select one of its affiliates as an Agent?

Yes. Affiliates can be selected as Agents, if they are registered as Delegated Filers. As with all Delegated Filers, before an affiliate can be selected, the affiliate must first complete the Company Registration process to obtain a Delegate Identifier (DID).

h) Does Commission Staff Review the Assignment of Agents?

No. Agents with CID and DID Profiles are not reviewed by Commission Staff.

How will I know if my Company Registration or modification of my Company Profile was successful?

The information you entered in the Company Registration system will not be submitted to the Commission until you verify the information you entered. After you finish entering the information on the Information page and Assignment page, you will be taken to a summary page that shows all your proposed Company Profile information. You should review your information carefully. If you find any mistakes, click the Back button and correct the information. If the proposed information is correct, click the Submit button.

After you click Submit, a confirmation screen will appear, providing you a visual confirmation that your request has been submitted to the Commission. An email confirmation will also be sent to the Official Company Email Address and the email addresses of all Account Managers designated in your Company Profile.

Concluding the Company Registration Process

1) My company is a Required Filing Company registering for the first time. What happens after I successfully submit my new Company Registration request?

Company Registration requests from new Required Filing Companies will be reviewed by FERC staff. An acceptance or rejection of a new Required Filing Company request should be sent within two (2) business days after the confirmation email is sent. If you receive an email notifying you that your request has been approved, your Company Identifier will be effective on the date you receive the approval email or on the requested Effective Date that you entered in the Company Registration system, whichever is later.

2) My company is a Required Filing Company with an existing Company Identifier. What happens after I successfully submit my request to transition to the new Company Registration system?

Company Registration requests from Required Filing Companies transitioning their existing Company Identifiers to the new Company Registration system do not require review by FERC staff. An email accepting your Company Registration or changes to your Company Profile should be sent shortly after you successfully submit your request to FERC.

3) My company is a Delegated Filer. What happens after I successfully submit my Company Registration request?

Company Registration requests from Delegated Filers do not require review by FERC staff. An email accepting your Company Registration or changes to your Company Profile should be sent shortly after you successfully submit your request to FERC. Your Company Registration, or changes to your Company Profile, will be effective on the date you receive your acceptance email or on the requested Effective Date that you entered in the Company Registration system, whichever is later.

APPENDIX A: SCREEN SHOTS AND ADDITIONAL INSTRUCTIONS

1) Options Page

FERC Online - Web Applications of the Federal Energy Regulatory Commission



FERC Online Home
About FERC Online
Log Out
Edit Registration
Company Registration
eFiling
eSubscription
eComment

Company Registration


Would you like to:

1. [Register](#) a company for the first time
2. Use CID credentials to [transition](#) your account to an Account Manager
3. Manage a Company who has delegated you as an Account Manager

Select Company

[Help](#)

2) Information Page

FERC Online - Web Applications of the Federal Energy Regulatory Commission


[FERC Online Home](#) [Logout:](#) Company

Required Filing Company Delegated Filer

Regulatory Program
*

Name, Location and Contact Information

* Company Name

* Company Address

* Company City

* Company State * Company Zipcode

Company Country

* Company Phone i.e. 555-555-5555 or 011-52-555-555-5555

* Company URL: i.e. www.ferc.gov

* Company Email

* Confirm Company Email

[Help](#)

3) Assignment Page (CID version)

If you are an Account Manager or Agent of a Required Filing Company, you will see the following Assignment Page:

FERC Online - Web Applications of the Federal Energy Regulatory Commission

www.ferc.gov

FERC Online Home Logout: Northern California Gas Corporation

Forms

Required Filing Company must check each Form that it is required to file and select appropriate option as applicable

eTariff

EQR Public/Non Public: Public Utility

549D

Assignment to Forms and CID Account Managers

eReg Account: [] Forms: All Forms

Assign to Form Appoint Account Manager

Forms

- eTariff
 - Agents
 - John Doe - JohnDoeEnergy@gmail.com
- EQR
 - Agents
 - John Doe - JohnDoeEnergy@gmail.com
- 549D
 - Agents
 - John Doe - JohnDoeEnergy@gmail.com

CID Account Managers

- Northern California Gas Corporation - Account Managers
 - John Doe - JohnDoeEnergy@gmail.com

Help

Next Back

When you expand the Forms drop-down menu on this page, you will see a list of the Forms for which Company Registration is required, as shown on the example below.

Assignment to Forms and CID Account Managers

eReg Account: [] Forms: All Forms

Assign to Form Appoint Account Manager

Forms

CID Account Managers

All Forms

All Forms

EQR

eTariff

549D

Assignment Page (DID version)

If you are an Account Manager or Agent of a Delegated Filer company, your Assignment Page will not have the Form selection component seen on the CID version of the Assignment Page. Your Assignment Page will look like this:

The screenshot displays the FERC Online interface for account manager assignment. At the top, the header includes the FERC Online logo and the text "Web Applications of the Federal Energy Regulatory Commission". Below this is a navigation bar with "www.ferc.gov" and a "Logout: Eastern Power Corporation" link. A "FERC Online Home" button is also present. The main content area is titled "Assignment to Forms and Account Managers" and features an "eReg account(email):" input field and a "Forms: All Forms" dropdown menu. Two buttons, "Assign to Form" and "Appoint Account Manager", are positioned below the input field. The page is divided into two columns: "Forms" and "DID Account Managers". The "Forms" column lists "eTariff", "EQR", and "549D", each with a sub-entry "John Doe - JohnDoeEnergy@gmail.com". The "DID Account Managers" column lists "Eastern Power Corporation - Account Managers" with a sub-entry "John Doe - JohnDoeEnergy@gmail.com". A "Help" link is located at the bottom left, and "Next" and "Back" buttons are at the bottom right.

4) Summary Page

The screenshot shows the FERC Online Home interface. At the top left is the FERC logo and the text "www.ferc.gov". Below it is a blue navigation bar with "FERC Online Home" and a "Logout: Eastern Power Corporation" link. The main content area is titled "Summary" and contains a red warning: "You must click the Submit button to officially send your changes". Below this is a list of company details:

Company	Eastern Power Corporation
Address	1700 Post Oak Boulevard Baltimore, MD, UNITED STATES 20012
Phone	410-555-0071
Website	www.easternpowercorporation.com
Regulatory Program	None
Effective Date	6/3/2013
Forms	eTariff, EQR, 549D

At the bottom, there are two expandable sections: "Assignment to Forms" and "Account Managers".

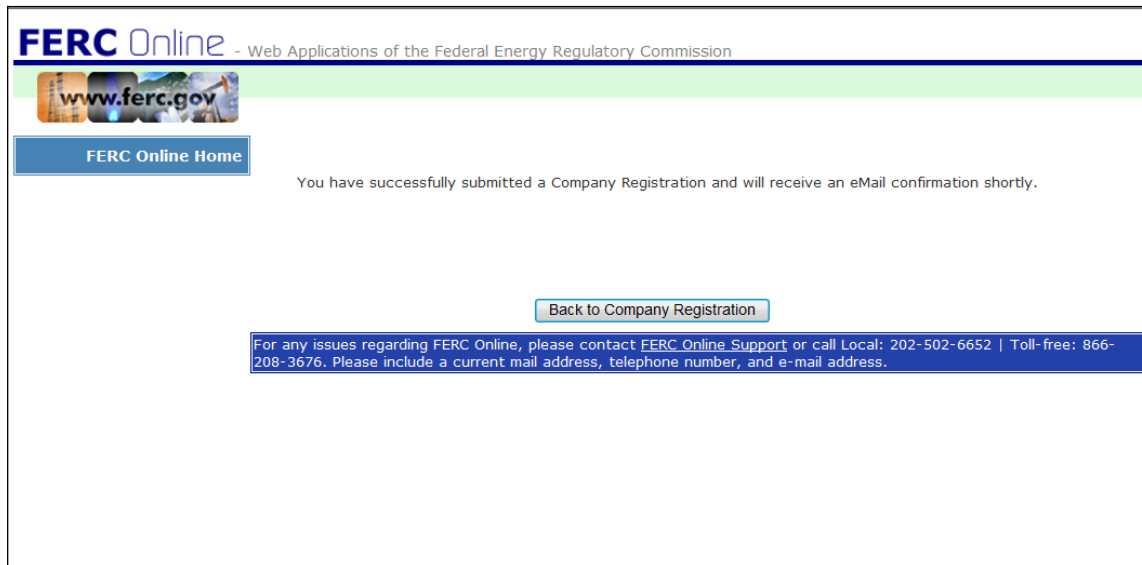
Assignment to Forms

- eTariff
John Doe - JohnDoeEnergy@gmail.com
- EQR
John Doe - JohnDoeEnergy@gmail.com
- 549D
John Doe - JohnDoeEnergy@gmail.com

Account Managers

- Eastern Power Corporation - Account Managers
John Doe - JohnDoeEnergy@gmail.com

5) Confirmation Page



The screenshot shows the FERC Online confirmation page. At the top left, the text reads "FERC Online - Web Applications of the Federal Energy Regulatory Commission". Below this is a green horizontal bar containing the "www.ferc.gov" logo. A blue button labeled "FERC Online Home" is positioned on the left. The main content area features a confirmation message: "You have successfully submitted a Company Registration and will receive an eMail confirmation shortly." Below the message is a button labeled "Back to Company Registration". At the bottom, a blue box contains contact information: "For any issues regarding FERC Online, please contact [FERC Online Support](#) or call Local: 202-502-6652 | Toll-free: 866-208-3676. Please include a current mail address, telephone number, and e-mail address."

6) Transitioning an Existing Company to the New Company Registration System

From the Options Page, click “transition.” That will bring up the log-in screen that requires the entry of your company’s Company Identifier (CID) and the associated password. If you have forgotten the password, click on the password “Reset” link. A new password will be sent to the company email address in your existing Company Profile.

FERC Online - Web Applications of the Federal Energy Regulatory Commission
www.ferc.gov

FERC Online Home
About FERC Online
Log Out
Edit Registration
Company Registration
eFiling
eSubscription

Transition Account

Company CID :

Password :

[Reset](#) the password for the Company Identifier

[Help](#)

Upon confirmation of the CID and the password, a screen appears confirming the addition of the new data elements:

Click “OK” to move to the next screen.

FERC Online - Web Applications of the Federal Energy Regulatory Commission
www.ferc.gov

Logout: Northern California Gas Corporation

Summary

You must click the **Submit** button to officially send your changes

Company	Northern California Gas Corporation
Address	512 Constitution Avenue San Francisco, CA, UNITED STATES 94105
Phone	415-502-6343
Website	www.ncgc.com
Regulatory Program	NGA Gas Pipelines
Effective Date	6/3/2013
Forms	eTariff, EQR, 549D

Information
We advise appointing one more Account Manager
OK

Assignment to Forms

- eTariff
 - Agents
John Doe - JohnDoeEnergy@gmail.com
- EQR
 - Agents
John Doe - JohnDoeEnergy@gmail.com
- 549D
 - Agents
John Doe - JohnDoeEnergy@gmail.com

Account Managers

- Northern California Gas Corporation - Account Managers
John Doe - JohnDoeEnergy@gmail.com

[Help](#)

Submit Back

Note that none of the Company Profile data elements can be modified during the transition. In order to update the data elements, you will have to update your Company Profile after you have completed the Transition process.

Clicking “Next” will take you to the Summary Page.

7) Modifying a Company Profile

To modify the Company Profile, click the Select Company down arrow. All the Regulated Filing Companies and Delegated Filer companies for which the logged-in eRegistered user has been defined as an Account Manager will appear. Select the company that requires modification. Click the Next button.

FERC Online - Web Applications of the Federal Energy Regulatory Commission

www.ferc.gov

FERC Online Home

Company Registration

Would you like to:

1. [Register](#) a company for the first time
2. Use CID credentials to [transition](#) your account to an Account Manager
3. Manage a Company who has delegated you as an Account Manager

Select Company

- Select Company
- C000831--Northern California Gas Corporation
- D000832--Eastern Power Corporation

[Help](#)

For any issues regarding FERC Online, please contact [FERC Online Support](#) or call Local: 202-502-6652 | Toll-free: 866-208-3676. Please include a current mail address, telephone number, and e-mail address.

Once logged into the Company Registration edit page, the Company's last Company Profile appears. If the last Company Profile is the effective Company Profile, that data will appear.

If the last Company Profile is a Pending request to change the Company Profile, that data will appear. Pending can mean either pending acceptance by the Commission, or the Effective Date is in the future. Only one Pending request for a modification of a Company Profile can exist at a time. Any changes of the Pending Company Profile will over-ride the original Pending request.

The currently effective Company Profile may also be modified. To modify the currently effective Company Profile, select the profile. The modified Company Profile will completely replace the pre-existing pending Company Profile.

Edit the necessary fields, select a proposed effective date. Note the limitations discussed above on selecting a proposed effective date. Review the data and, if complete, click Next. If a required field is missing, an error message will appear.

www.ferc.gov

FERC Online Home [Logout](#): Northern California Gas Corporation

Select from Available Profiles

Status	Company Name	Effective Date
Currently Active	Northern California Gas Corporation	6/3/2013

Required Filing Company Delegated Filer

Regulatory Program
* NGA Gas Pipelines

Effective Date
Proposed Effective Date 6/3/2013

Name, Location and Contact Information

* Company Name Northern California Gas Corporation

* Company Address 512 Constitution Avenue

* Company City San Francisco

* Company State CALIFORNIA * Company Zipcode 94105

Company Country UNITED STATES

* Company Phone 415-502-6343 i.e. 555-555-5555 or 011-52-555-555-5555

* Company URL: www.ncgc.com i.e. www.ferc.gov

* Company Email JohnDoeEnergy@gmail.com

* Confirm Company Email JohnDoeEnergy@gmail.com

[Help](#)

The subsequent screens for Form selection (as appropriate), Assignment to Forms and CID Account Managers, Summary and Confirmation are the same as described above.

Proposed modifications of any Company Profile data element before the Assignment to Forms and CID Account Managers screen requires Commission staff review. An Acceptance or Rejection of the proposed change(s) should be sent within two business days after the Confirmation email. Upon receipt of the Acceptance email, the change is effective on the later of the requested date or the date of the Acceptance email.

Proposed modifications to Account Managers' and Agents' data are not reviewed by Commission staff. An Acceptance of the proposed change(s) should be sent shortly after the Confirmation email. Upon receipt of the Acceptance email, the change is effective on the requested Effective Date or the date you receive the Acceptance email, whichever is later.

8) Using the "Assignment to Forms and CID Account Managers" Function

a) How do I assign additional Account Managers?

As mentioned above, Account Managers can only be eRegistered persons not companies. Therefore, you must first choose “eReg Account” from the left-most drop-down menu:

The screenshot shows the FERC Online web application interface. At the top, it says "FERC Online - Web Applications of the Federal Energy Regulatory Commission". Below that is a navigation bar with "FERC Online Home" and "Logout: Northern California Gas Corporation". The main content area is titled "Forms" and includes a section for "Required Filing Company must check each Form that it is required to file and select appropriate option as applicable". This section has three checked checkboxes: "eTariff", "EQR", and "549D". The "EQR" checkbox is followed by a dropdown menu showing "Public/Non Public" and "Public Utility". Below this is the "Assignment to Forms and CID Account Managers" section. It features a dropdown menu set to "eReg Account", a text input field containing "Mary", and another text input field containing "MarySmithElectric@yahoo.com -- Mary Smith". There are two buttons: "Assign to Form" and "Appoint Account Manager". To the right is a "Forms:" dropdown set to "All Forms". Below the input fields are two panels: "Forms" and "CID Account Managers". The "Forms" panel lists "eTariff", "EQR", and "549D", each with an "Agents" sub-section listing "John Doe - JohnDoeEnergy@gmail.com". The "CID Account Managers" panel lists "Northern California Gas Corporation - Account Managers" with "John Doe - JohnDoeEnergy@gmail.com". At the bottom right are "Next" and "Back" buttons.

In the next (middle) data entry box, enter the email address of the eRegistered person that you would like to designate as an Account Manager. As you type the email address, a drop-down field will display all available eRegistration email addresses:

This is a close-up of the "Assignment to Forms and CID Account Managers" section. It shows a dropdown menu set to "eReg Account" and a text input field containing "Mary". Below the input field is a dropdown menu displaying "MarySmithElectric@yahoo.com -- Mary Smith".

Select the correct email address (the typed entry will not work, as the system must capture data associated with the eRegistered email address not visible on the screen), then click the “Appoint Account Manager” button to add that person as an Account Manager.

b) How do I assign additional eRegistered persons as Agents?

To select an eRegistered person as an Agent, choose “eReg Account” from the left-most drop-down menu, and the Forms to which you want to assign the Agent from the right-most (Forms) drop-down menu:

Next, enter the email address of the eRegistered person in the middle data entry box. As you type the email address, a drop-down field will display all available eRegistration email addresses. *Select* the correct email address (the typed entry will not work, as the system must capture data associated with the eRegistered email address not visible on the screen), then click the “Assign to Form” button to add that person as an Agent for the selected Form(s).

c) How do I assign additional Delegated Filers as Agents?

To select a Delegated Filer as an Agent, choose “DID or Name” from the left-most drop-down menu, and the Forms to which you want to assign the Agent from the right-most (Forms) drop-down menu. Next, enter the Delegated Filer’s name or Delegate Identifier (DID). As that information is entered, a drop-down field will display all available Delegate Identifiers and the company name associated with each. *Select* the correct Delegate Identifier (the typed entry will not work, as the system must capture data associated with the Delegated Filer Identifier not visible on the screen), then click the “Assign to Form” button to add that Delegated Filer as an Agent for the selected Form(s).

APPENDIX B: Acquiring Full eRegistration

Users who wish to request a Company Identifier must have the rights to access the Company Registration function. To acquire those rights, a user must eRegister. (See <http://www.ferc.gov/docs-filing/eregister-user-guide.pdf> for instructions.) After completing the primary eRegistration screen, proceed to “full registration” as shown below:

FERC Online - Web Applications of the Federal Energy Regulatory Commission
www.ferc.gov

FERC Online Home
About FERC Online
Log Out
Edit Registration
Company Registration
eFiling
eSubscription
Quick Comment
Query Mailing List/Recipients by State
Query Service List
eLibrary
Help

Create FERC Online Account

Name Prefix:

* First Name:

Middle Initial:

* Last Name:

Name Suffix:

* eMail address:

* Confirm eMail address:

* Password:

Note: Password should be between 8 and 12 characters and contain at least one numeric or special character.

* Confirm Password:

* Password Hint:

Note: Hint should be within 20 characters

Type the characters you see in the picture

5M594


You may complete your registration at this point, however, without completing the full registration, you will be limited to eSubscription among the functions requiring login.

Proceed to full registration, allowing the use of eFiling and Query Service List.

If an eRegistered user is not fully registered, the user, upon logging in, should proceed to Edit Registration and then proceed to full registration as shown above. The user does not need to re-enter their profile information even though the data boxes appear to be empty.

A full eRegistration requires Employer information. Use the Search button to select from Employers already in the eRegistration data base, or create a new Employer. For a more complete set of eRegistration instructions, see <http://www.ferc.gov/docs-filing/eregister-user-guide.pdf>.

FERC Online - Web Applications of the Federal Energy Regulatory Commission



FERC Online Home	Identify your employer. For example: a law firm or energy company already in FERC's mailing lists.
About FERC Online	Employer: <input type="text"/> <input type="button" value="Search"/> <input type="button" value="Clear"/>
Log Out	If you are a private citizen , you may leave this blank.
Edit Registration	Please provide an alternate contact from your organization in case we are unable to contact you. This person should be a supervisor or co-worker that can act on your behalf. This is not required if you are a private citizen.
Company Registration	* Name: <input type="text"/>
eFiling	* Phone Number: <input type="text"/> i.e. 555-555-5555 or 011-52-1234-123456
eSubscription	* eMail Address: <input type="text"/>
eComment	* Confirm eMail Address: <input type="text"/>

APPENDIX C: Company Registration Email Templates

Samples of the email notifications that the Company Registration system will send are presented below, along with a generic list of recipients for each message.

	Company Registration Email	eMail List
1	<p>New Company Registration Request</p> <p>Subject Line: New Company Registration Request</p> <p>This email was sent to inform you of activity in the Company Registration account of [Company Name], in the Federal Energy Regulatory Commission's (FERC) Company Registration system. To view the status of the account and confirm the account activity, please log into the Company Registration system, located at http://www.ferc.gov/docs-filing/company-reg.asp. Thank you for participating in the FERC Electronic Filing System. If you have any questions, please contact FERC at: E-mail: efiling@ferc.gov (do not send filings to this address) Voice Mail: 202-502-8258.</p>	<p>a. Logged-in eRegistered b. Company email address</p>

	Company Registration Email	eMail List
2	<p>Company Registration Approval Notification – Company Identifier</p> <p>Subject Line: Company Registration Approval Notification – Company Identifier</p> <p>This email was sent to inform you of activity in the Company Registration account of [Company Name], in the Federal Energy Regulatory Commission’s (FERC) Company Registration system. To view the status of the account and confirm the account activity, please log into the Company Registration system, located at http://www.ferc.gov/docs-filing/company-reg.asp. This Company Identifier is effective: [CID]</p> <p>Thank you for participating in the FERC Electronic Filing System. If you have any questions, please contact FERC at: E-mail: efiling@ferc.gov (do not send filings to this address) Voice Mail: 202-502-8258.</p>	<p>a. Account Manager(s) b. Company email address</p>

	Company Registration Email	eMail List
3	<p>Company Registration Rejection Notification</p> <p>Subject Line: Company Registration Rejection Notification</p> <p>The Company Registration request which you have submitted for the company [Company Name] has been rejected.</p> <p>The reason(s) for the rejection are as follows: {1}</p> <p>Thank you for participating in the FERC Electronic Filing System. If you have any questions, please contact FERC at:</p> <p>E-Mail: efiling@ferc.gov (do not send filings to this address)</p> <p>Voice Mail: 202-502-8258.</p>	<p>a. Account Manager(s)</p> <p>b. Company email address</p>

	Company Registration Email	eMail List
4	<p>Modified Company Registration Request</p> <p>Subject: Modified Company Registration Request</p> <p>This email was sent to inform you of activity in the Company Registration account of [Company Name], in the Federal Energy Regulatory Commission's (FERC) Company Registration system. To view the status of the account and confirm the account activity, please log into the Company Registration system, located at http://www.ferc.gov/docs-filing/company-reg.asp. Thank you for participating in the FERC Electronic Filing System. If you have any questions, please contact FERC at: E-mail: efiling@ferc.gov (do not send filings to this address) Voice Mail: 202-502-8258.</p>	<p>a. Account Manager(s) b. Company email address</p>

	Company Registration Email	eMail List
5	<p>Modified Company Registration Approval Notification</p> <p>Subject: Modified Company Registration Approval Notification</p> <p>This email was sent to inform you of activity in the Company Registration account of [Company Name], in the Federal Energy Regulatory Commission's (FERC) Company Registration system. To view the status of the account and confirm the account activity, please log into the Company Registration system, located at http://www.ferc.gov/docs-filing/company-reg.asp.</p> <p>Thank you for participating in the FERC Electronic Filing System. If you have any questions, please contact FERC at: E-mail: efiling@ferc.gov (do not send filings to this address) Voice Mail: 202-502-8258.</p>	<p>a. Account Manager(s) b. Company email address</p>

	Company Registration Email	eMail List
6	<p>Modified Company Registration Notification</p> <p>Subject: Modified Company Registration Notification</p> <p>This email was sent to inform you of activity in the Company Registration account of [Company Name], in the Federal Energy Regulatory Commission's (FERC) Company Registration system. To view the status of the account and confirm the account activity, please log into the Company Registration system, located at http://www.ferc.gov/docs-filing/company-reg.asp. Thank you for participating in the FERC Electronic Filing System. If you have any questions, please contact FERC at: E-mail: efiling@ferc.gov (do not send filings to this address) Voice Mail: 202-502-8258.</p>	<p>a. Account Manager(s) b. Company email address</p>

	Company Registration Email	eMail List
7	<p>Modified Company Registration Request Deletion</p> <p>Subject: Modified Company Registration Request: Deletion</p> <p>This email was sent to inform you of activity in the Company Registration account of [Company Name], in the Federal Energy Regulatory Commission's (FERC) Company Registration system. To view the status of the account and confirm the account activity, please log into the Company Registration system, located at http://www.ferc.gov/docs-filing/company-reg.asp. Thank you for participating in the FERC Electronic Filing System. If you have any questions, please contact FERC at: E-mail: efiling@ferc.gov (do not send filings to this address) Voice Mail: 202-502-8258.</p>	<p>a. Account Manager(s) b. Company email address</p>

APPENDIX D: Related Paperwork Reduction Act Information as of nn/nn/2013

1) OMB Control Numbers and Expiration Dates for Information Collections

The following table lists the information collections that include Company Registration (CID) requirements. The table shows the corresponding Control Numbers and expiration dates assigned by the Office of Management and Budget (OMB), as required by the Paperwork Reduction Act and OMB's implementing regulations at 5 CFR Part 1320.

FERC Information Collection	Information Collection Title	OMB Control Number	OMB Expiration Date
FERC-545	Gas Pipeline Rates: Rate Change (Non-formal)	1902-0154	01/31/2016
FERC-549	NGPA Title III Transactions and NGA Blanket Certificate Transactions	1902-0086	03/31/2015
FERC-550	Oil Pipeline Rates - Tariff Filings	1902-0089	03/31/2015
FERC-920	Electric Quarterly Report (EQR)	1902-0255	05/31/2016

2) Where to Send Comments on Public Reporting Burden

The public reporting burden associated with company and agent registration (including the time for reviewing instructions, searching existing data sources, gathering and maintaining the data needed, and completing and reviewing the collection of information) is estimated to average 1 hour per response.

Send comments regarding this burden estimate or any aspect of these information collections, including suggestions for reducing the burden, to DataClearance@ferc.gov, or to the Federal Energy Regulatory Commission, 888 First Street, NE, Washington DC 20426 (Attention: CIO Information Clearance Officer). Comments should also be sent to the Office of Information and Regulatory Affairs, Office of Management and Budget, Washington, DC 20503 (Attention: Desk Officer for the Federal Energy Regulatory Commission) at oir-submissions@omb.eop.gov.

No person shall be subject to any penalty if any collection of information does not display a valid control number (44 U.S.C. § 3512 (a)).