

Change Checklist

| | |
|---|------------------------------------|
| <p>DEPARTMENT OF HEALTH AND HUMAN SERVICES Health Resources and Services Administration</p> <p>CHECKLIST FOR ADDING TARGET POPULATION (CHKLST016)</p> | <p>Grantee Name:</p> |
| | <p>Grantee Number:</p> |
| | <p>CIS Tracking Number:</p> |

Questions for Adding Target Population for Grantee

1. When do you plan to start serving the new target population noted below?

2. BACKGROUND AND JUSTIFICATION FOR TARGET POPULATION ADDITION
 Provide brief background/justification for why your health center is proposing add this new target population to your scope of project by addressing ALL of the following questions.

2a. Clearly address why and how the addition of the new target population will address unmet need and further the mission of the health center. In responding, address any or all of the following points as applicable:

- Is there an increased demand from this new target population in general in the service area?
- Is there a decrease in demand from the existing target population(s) served?
- Are there other environmental or demographic changes, which have resulted in fluctuations, or declines in existing target populations and present a need to redirect resources to another target population?

Maximum paragraph(s) allowed approximately: 3 (3000 character(s) remaining)



Supporting Documents for Addition of New Target Population (Maximum 6 attachments)

| Select | Purpose | Document Name | Size | Uploaded By | Description |
|--------|---------|---------------|------|-------------|-------------|
|--------|---------|---------------|------|-------------|-------------|

No attached document exists.

Attach

2b. Using the three most recent years of health center data, provide the number and proportion of patients from the proposed new target population that your health center has served. These data should be based on patients seen at sites within the current approved scope of project as documented on Form 5B .

| Year | Number of Patients from New Target Population Served Annually by Health Center | New Target Population Patients as a Percentage of Total Health Center Patients Served Annually |
|-------------------------|--|--|
| 20 <input type="text"/> | <input type="text"/> | <input type="text"/> % |
| 20 <input type="text"/> | <input type="text"/> | <input type="text"/> % |

| | | |
|-------------------------|----------------------|------------------------|
| 20 <input type="text"/> | <input type="text"/> | <input type="text"/> % |
|-------------------------|----------------------|------------------------|

Click "Save" button to save all information within this page.

Save

3. MAINTENANCE OF ACCESS, LEVEL AND QUALITY OF CARE

Clearly describe in narrative format, the health center's plan for maintaining access to health center services and for maintaining the health center's total level or quality of health services provided to the current target population(s). Specifically address how the health center will assure that the addition of the new target population will not inappropriately shift resources away from providing services for the current target population.

Maximum paragraph(s) allowed approximately: 3 (3000 character(s) remaining)



4. SERVICE AREA ANALYSIS

Describe how the health center has analyzed the service area, utilizing UDS Mapper and/or other similar resources, to assess the impact of adding the proposed target population on the viability of neighboring health centers. Attach your analysis documentation below.

Service Area Analysis Resources

Service Area Overlap Policy and Process: <http://bphc.hrsa.gov/policiesregulations/policies/pin200709.html>

UDS Mapper: <http://www.udsmapper.org>

HRSA Data Warehouse: <http://datawarehouse.hrsa.gov>

Maximum paragraph(s) allowed approximately: 3 (3000 character(s) remaining)



Service Area Analysis (Maximum 6 attachments)

| Select | Purpose | Document Name | Size | Uploaded By | Description |
|--------|---------|---------------|------|-------------|-------------|
|--------|---------|---------------|------|-------------|-------------|

No attached document exists.

Attach

Responses should be consistent with data and narrative on demand, need and projected patients provided in Question 2.

4a. By adding this target population, will your health center now serve all or part of the target population of another health center (section 330 grantee or look-alike) and/or of another primary care safety net provider (rural health clinics, critical access hospitals, health departments, etc.)?

For the purposes of this question:

- Service area is defined by the service area zip codes associated with your Form 5B sites.
- Patient population is defined by your current UDS Patient Origin Data.
- Target population is defined in your most recent approved application.

Yes No

If Yes, list these other health centers and/or safety net providers and discuss how this change in scope will complement these existing primary care resources for the target population so as to minimize the potential for unnecessary duplication and/or

overlap in services, sites, or programs. **Continue to 4b only if this change in scope will result in your health center serving all or part of the target population of another health center (section 330 grantee or look-alike). Otherwise, continue to Question 5.**

Maximum paragraph(s) allowed approximately: 3 (3000 character(s) remaining)

If No, continue directly to Question 5.

Click "Save" button to save all information within this page.

Save

4b. As the health center is proposing to serve all or part of the target population of another health center, discuss the necessity and justification of this overlap (e.g. do the health care needs of the proposed new target population exceed the capacity of the existing health center(s) site(s) in the service area?) See [PIN 2007-09: Service Area Overlap Policy and Process](#) for more information HRSA's principles for assessing individual situations of service area overlap.

Maximum paragraph(s) allowed approximately: 3 (3000 character(s) remaining)

Once completed, continue to Question 5.

5. COLLABORATION

For the purposes of this question:

Collaborative relationships are those that assist in contributing to one or both of the following goals relative to the proposed target population addition:

(1) maximizing access to required and additional services within the scope of the health center project to the new target population; and/or
 (2) promoting continuity of care to health care services for health center patients from the new target population beyond the scope of the project.

Collaboration Resources

Collaboration PAL: <http://bphc.hrsa.gov/policiesregulations/policies/pal201102.html>
 UDS Mapper: <http://www.udsmapper.org>

5a. Describe established collaboration and new collaborative efforts under development with existing health centers (section 330 grantee and Look-Alikes) that also serve the proposed new target population. In addition, list the names and addresses of these health centers and/or refer to the attached Service Area Analysis from Question 4 if listed there. *If service area collaboration has already been discussed in Service Area Analysis Question 4a. Refer back to these responses.*

If a formal affiliation (e.g. MOA, MOU, contract, etc.) and/ or letter of collaboration or support from the neighboring health center(s) is available, attach these documents below.

Only documents that speak to the proposed change in scope request for the target population addition should be included.

- ✓ If no other health centers exist within or adjacent to the service area that serves this target population state this.
- ✓ If documentation of collaboration or support from service area health centers that serve this target population cannot be obtained, include documentation of efforts made to obtain such documents and an explanation for why they could not be obtained.

Maximum paragraph(s) allowed approximately: 3 (3000 character(s) remaining)



Collaboration Documentation-Health Centers (Maximum 6 attachments)

| Select | Purpose | Document Name | Size | Uploaded By | Description |
|--------|---------|---------------|------|-------------|-------------|
|--------|---------|---------------|------|-------------|-------------|

No attached document exists.

Attach

Click "Save" button to save all information within this page.

Save

5b. Describe established collaboration and new collaborative efforts under development with other safety net providers and programs (e.g. Migrant Head Start, Public Housing Authority, homeless shelters, rural health clinics, critical access hospitals, health departments, etc.) that also serve the proposed new target population. In addition, list the names and addresses of these other safety net providers and/or refer to the attached Service Area Analysis from Question 4 if listed there). *If service area collaboration has already been discussed in Service Area Analysis Question 4a, refer back to these responses.*

If a formal affiliation (e.g. MOA, MOU, contract, etc.) and/or letter of collaboration or support relevant to the proposed target population addition is available, attach these documents below.

Only documents that speak to the proposed change in scope request for the target population addition should be included.

- ✓ If no other safety net providers or programs exist within or adjacent to the service area that serve this target population, state this.
- ✓ If documentation of collaboration or support from service area safety net providers that serve this target population cannot be obtained, include documentation of efforts made to obtain such documents and an explanation for why they could not be obtained.

Maximum paragraph(s) allowed approximately: 3 (3000 character(s) remaining)

Collaboration Documentation-Other Safety Net Providers/Programs (Maximum 6 attachments)

CIS Editable Checklist – Grantee Checklist – Add Target Population



| Select | Purpose | Document Name | Size | Uploaded By | Description |
|---------------------------------------|---------|---------------|------|-------------|-------------|
| No attached document exists. | | | | | |
| <input type="button" value="Attach"/> | | | | | |



6a. COMPLIANCE WITH NEWLY APPLICABLE PROGRAM REQUIREMENTS

Address how the health center can or will demonstrate compliance with any newly applicable Health Center Program Requirements resulting from the addition of the proposed target population.

Attach supporting documentation below (e.g. existing bylaws that already demonstrate compliance, draft revised bylaws, MOAs, etc.).

| | |
|---|---|
| New Target Population | 330(e): General Underserved Community |
| Newly Applicable Program Requirement | <p>Board Authority: Document that the health center’s governing board already holds monthly meetings. If it does not, document when it will begin requiring monthly meetings.</p> <p>Board Composition: Document that the health center’s governing board currently meets all of the following board composition requirements. If the board does not yet meet these requirements, describe how and when they will be met:</p> <ul style="list-style-type: none"> • The health center governing board is composed of a majority of individuals whom are being served by the center and this majority as a group, represent the individuals being served by the center in terms of demographic factors such as race, ethnicity, and sex. • The overall governing board has at least 9 but no more than 25 members, as appropriate for the complexity of the organization. • The non-patient/consumer members of the board are representative of the community in which the center's service area is located and are selected for their expertise in community affairs, local government, finance and banking, legal affairs, trade unions, and other commercial and industrial concerns, or social service agencies within the community. • No more than one half (50%) of the non-patient/consumer board members derives more than 10% of their annual income from the health care industry. |
| Plan for Demonstrating | Maximum paragraph(s) allowed approximately: 3 (3000 character(s) remaining) |

| | |
|--|---|
| <p>Compliance with Program Requirement</p> |  |
| <p>New Target Population</p> | <p>330(g): Migratory and Seasonal Agricultural Workers</p> |
| <p>Newly Applicable Program Requirement</p> | <p>Board Composition (for health center’s with existing waivers of the patient majority board composition requirement): Describe how the current or any new proposed alternative mechanism(s) for gathering and utilizing patient input (e.g., separate advisory boards, patient surveys, focus groups), will incorporate input from the new target population.</p> |
| <p>Plan for Demonstrating Compliance with Program Requirement</p> | <p>Maximum paragraph(s) allowed approximately: 3 (3000 character(s) remaining)</p>  |
| <p>New Target Population</p> | <p>330(h): Homeless Individuals</p> |
| <p>Newly Applicable Program Requirement</p> | <p>Required and Additional Services: Describe how the health center will assure that all appropriate substance abuse services are available (either directly or via a formal written referral arrangement) among their required services.</p> <p>Board Composition (for health center’s with existing waivers of the patient majority board composition requirement): Describe how the current or any new proposed alternative mechanism(s) for gathering and utilizing patient input (e.g., separate advisory boards, patient surveys, focus groups), will incorporate input from the new target population.</p> |
| <p>Plan for Demonstrating Compliance with Program</p> | <p>Maximum paragraph(s) allowed approximately: 3 (3000 character(s) remaining)</p> |

| | |
|--|---|
| <p>Requirement</p> |  |
| <p>New Target Population</p> | <p>330(i): Residents of Public Housing</p> |
| <p>Newly Applicable Program Requirement</p> | <p>Accessible Hours of Operation/Locations: Document that existing service sites are immediately accessible to the targeted public housing communities.</p> <p>Board Composition (for health center's with existing waivers of the patient majority board composition requirement): Describe how the current or any new proposed alternative mechanism(s) for gathering and utilizing patient input (e.g., separate advisory boards, patient surveys, focus groups), will incorporate input from the new target population.</p> |
| <p>Plan for Demonstrating Compliance with Program Requirement</p> | <p>Maximum paragraph(s) allowed approximately: 3 (3000 character(s) remaining)</p>  |

Supporting Documentation - Compliance with Newly Applicable Requirements (Maximum 6 attachments)

| Select | Purpose | Document Name | Size | Uploaded By | Description |
|--------|---------|---------------|------|-------------|-------------|
|--------|---------|---------------|------|-------------|-------------|

No attached document exists.

Attach

Click "Save" button to save all information within this page.

Save

6b. GOVERNANCE

Consider and discuss any plans to address, the following general aspects of the Board Composition [Governance Requirements](#) that may be impacted by the addition of the new target population:

- Will the addition of the new target population significantly change the size and complexity of the overall health center organization and create the need to recruit additional board members to increase the board’s size?
- Will the addition of the new target population impact the need to recruit additional board members with expertise in areas not currently reflected on the board?

Maximum paragraph(s) allowed approximately: 3 (3000 character(s) remaining)



7. SLIDING FEE DISCOUNT PROGRAM

Will the health center offer its current sliding fee discount program (sliding fee discount schedule, including any nominal fees and related implementing policies and procedures) to patients from the new target population with incomes at or below 200 percent of the Federal Poverty Guidelines, and ensure that no patients will be denied access to the service due to inability to pay?



Yes No

If No, briefly explain your response:

Maximum paragraph(s) allowed approximately: 3 (3000 character(s) remaining)

8. Financial Impact Analysis

Download Template

| Template Name | Template Description | Action |
|---------------------------|--|---|
| Financial Impact Analysis | Template for Financial Impact Analysis |  Sample CIS Financial Impact Analysis.xls |
| Instructions | Instructions for Financial Impact Analysis |  CIS Financial Impact Analysis Instructions. |

Attach Financial Impact Analysis Document here.

Financial Impact of Change in Scope (Maximum 6 attachments)

| Select | Purpose | Document Name | Size | Uploaded By | Description |
|--------|---------|---------------|------|-------------|-------------|
| | | | | | |

Attach

8a. Explain how the addition of the proposed target population to scope will be accomplished and sustained without additional section 330 Health Center Program funds. Specifically (referencing the attached Financial Impact Analysis, as necessary) describe how adequate revenue will be generated to cover all expenses as well as an appropriate share of overhead costs incurred by the health center in providing services to the new target population.

The Financial Impact Analysis must at a minimum show a break-even scenario or the potential for generating additional revenue.

Additional revenue (program income) obtained through the addition of a new target population must be invested in activities that further the objectives of the approved health center project, consistent with and not specifically prohibited by statute or regulations.

Maximum paragraph(s) allowed approximately: 3 (3000 character(s) remaining)



Click "Save" button to save all information within this page.

Save

8b. Is this change in scope dependent on any special grant, foundation or other funding that is time-limited, e.g., will only be available for 1 or 2 years?

Yes No

If Yes, how will the new target population be supported and sustained when these funds are no longer available? Describe a clear plan for sustaining services for the new target population.

Maximum paragraph(s) allowed approximately: 3 (3000 character(s) remaining)



All time-limited or special one-time funds should be clearly identified as such in the Financial Impact Analysis.

9. PROPOSED REALLOCATION OF SECTION 330 FUNDS

How do you propose that your current section 330 funding be reallocated to support services to the new target population? In proposing this reallocation, please provide a breakout of the current and projected number of patients served from both the current target population and the new target population.

| Section 330 Funding | Current Annual (Federal) Section 330 Funding Allocation (Based on Current 12 Month Budget Period) | Proposed Annual (Federal) Section 330 Funding Reallocation (Based on Current 12 Month Budget Period) | Current Number of Patients Served in the most recent Calendar Year | Projected Number of Patients to be Served in 12 Month Period following CIS Approval |
|---------------------|--|--|--|---|
| 330(g) | | | | |
| 330(e) | | | | |
| 330(i) | | | | |
| 330(h) | | | | |
| Total Section 330 | | | | |

Click "Save" button to save all information within this page.

Save

10. STAFFING

Provide a clear and comprehensive description of the relevant staffing arrangements made to support the proposed new target population and to ensure staffing is/will be sufficient to meet any projected patient/visit increases. The discussion of "staffing" should include non-health center employees if the new target population will be served via contracts and/or subrecipient arrangements. In addition, describe any potential impact on the overall organization's staffing plan (reference the Financial Impact Analysis as applicable). Specifically describe any key management staff that will supervise/oversee operations related to the new target population and who they will report to within the larger health center organizational structure (e.g. CMO, COO, etc.).

Maximum paragraph(s) allowed approximately: 3 (3000 character(s) remaining)



11. HEALTH CENTER STATUS

Discuss any major changes in the health center's staffing, financial position, governance, and/or other operational areas, as well as any unresolved areas of non-compliance with Program Requirements (e.g. active Progressive Action conditions) in the past 12 months that might impact the health center's ability to implement the proposed change in scope.

Maximum paragraph(s) allowed approximately: 3 (3000 character(s) remaining)



12. CREDENTIALING AND PRIVILEGING

Maximum paragraph(s) allowed approximately: 3 (3000 character(s) remaining)



13. QUALITY IMPROVEMENT/ASSURANCE PLAN

How will the proposed new target population be integrated into and assessed via the health center's quality improvement/assurance and risk management plans? In responding, please address the following:

- Will the new target population be integrated into the current QI/QA plan?
- Are risk management plans in place to assure that any appropriate liability coverage areas related to providing services to the new target population will be addressed (e.g. non-medical/dental professional liability coverage, general liability coverage, automobile and collision coverage, fire coverage, theft coverage, etc.)?

Maximum paragraph(s) allowed approximately: 3 (3000 character(s) remaining)



Click "Save" button to save all information within this page.

Save

14. SITES AND SERVICES

Will this change in scope result in the need to add new sites, services and/or other locations to the current scope of project (Form 5A, Form 5B, Form 5C)?

Yes, but a separate CIS request(s) will be submitted to add all new sites, services and/or other locations to scope

| |
|--|
| |
|--|

Additional Considerations for Adding a Target Population to Scope

While the following areas are not specific factors or criteria that will impact the CIS approval process, these are key elements that health centers should have considered or actively planned to address prior to adding a new target population to scope:

A. Medical Malpractice Coverage: Your health center must develop plans for medical malpractice coverage for any new providers that will serve the new target population (e.g., extension of FTCA coverage, private malpractice coverage). Respond to the following as applicable:

For grantees deemed under the FTCA, have you reviewed the FTCA Health Center Policy Manual or if appropriate, consulted with BPHC to assure the applicability of FTCA coverage?

The FTCA Health Center Policy Manual is available at: <http://www.bphc.hrsa.gov/policiesregulations/policies/pin201101.html> For specific questions, contact the BPHC HelpLine at: 1-877-974-BPHC (2742) or Email: bphchelp@hrsa.gov. Available Monday to Friday (excluding Federal holidays), from 8:30 AM – 5:30 PM (ET), with extra hours available during high volume periods.

Yes Not Applicable, health center is not deemed or FTCA coverage does not apply.

If you selected "Not Applicable", respond to the question below.

For health centers not deemed under the FTCA or if FTCA coverage is not applicable, have you developed a plan for medical malpractice coverage?

Yes No Not Applicable

Briefly explain your response:

Maximum paragraph(s) allowed approximately: 3 (3000 character(s) remaining)

CIS Editable Checklist – Grantee Checklist – Add Target Population

