

Submitter Transmission
ID

Project Number

Originator Transaction ID Client ID

| Investee Type | Date Originated | Original Loan/Investment Amount | Purpose |
|---------------|-----------------|---------------------------------------|---------|
|---------------|-----------------|---------------------------------------|---------|

| Transaction Type | Interest Rate | Interest Type | Points |
|------------------|---------------|---------------|--------|
|------------------|---------------|---------------|--------|

Origination Fees

Amortization Type

Equity-Like Features

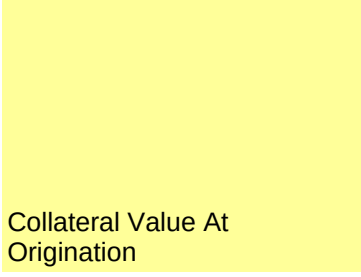
Term (in months)

Date First Payment
Due

Guarantee

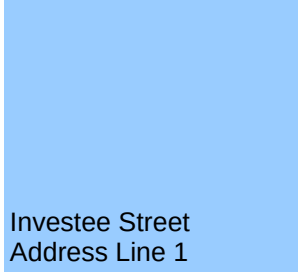
Lien Position

Collateral Type



Collateral Value At
Origination

Equity Injection Amount Forgivable Loan



Investee Street
Address Line 1

Investee Street
Address Line 2

Investee City

Investee State

Investee Zip Code 5

Investee Zip Code Plus
4

Investee FIPS Code

Investee X Coordinates

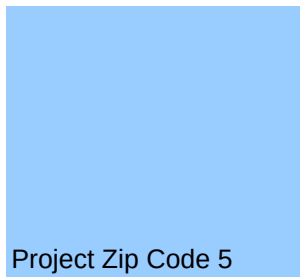
Investee Y Coordinates

Project Street Address Line
1

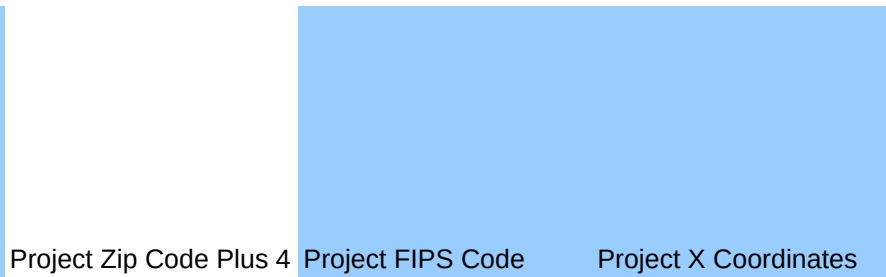
Project Street Address Line
2

Project City

Project State




Project Zip Code 5



Project Zip Code Plus 4

Project FIPS Code

Project X Coordinates



Date Business Established

Entity Structure

Minority Owned or Controlled
Women Owned or
Controlled

Low Income Owned or
Controlled

Jobs at Time of
Loan/Investment

Principal Balance
Outstanding

Loan Status

Days Delinquent

Number of Times 60
Days or More
Delinquent

Number of Times Loan
Restructured

Number of Times the
Loan Was Refinanced

Refinanced-Original
Transaction ID

Amount Charged Off

Amount Recovered

Fair Value at Origination

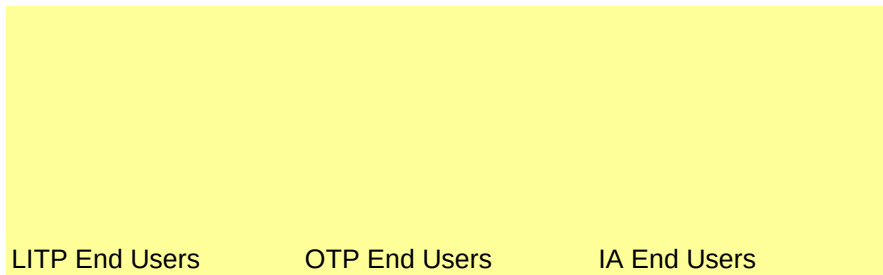
Fair Value at End of Reporting Period

Annual Gross Revenue
and Business
Operations Reported
During the Reporting
Period

Jobs at Reporting
Period End

Low-Income Status

Other Targeted
Populations



LITP End Users

OTP End Users

IA End Users

Credit Score

Gender

Race

Hispanic Origin

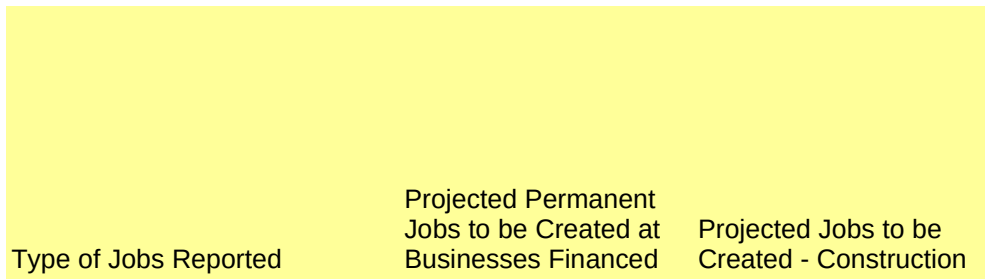
Female- Headed
Household

First-Time Home Buyer

Banked at Time of Intake

Annual Gross Revenue
from Business
Operations at Time of
Loan/Investment

Total Project Cost

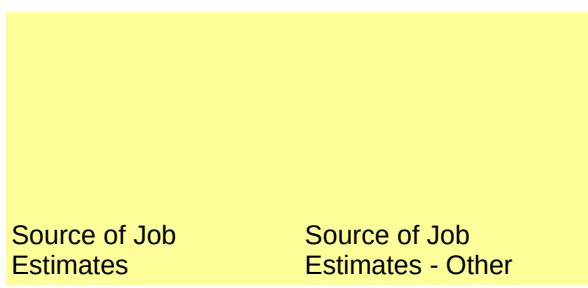


| Type of Jobs Reported | Projected Permanent Jobs to be Created at Businesses Financed | Projected Jobs to be Created - Construction | Projected Permanent Jobs to be Created at Tenant Businesses |
|-----------------------|---|---|---|
|-----------------------|---|---|---|

Actual Permanent Jobs
Created at Businesses
Financed

Actual Jobs Created -
Construction


Actual Permanent Jobs at
Tenant Businesses



Source of Job
Estimates

Source of Job
Estimates - Other

Community Facility



Capacity of Educational
Community Facility

Capacity of Childcare
Community Facility

Capacity of Healthcare
Community Facility

Capacity of Arts Center
Community Facility

Capacity of Other
Community Facility

Square Feet of Real
Estate - Total

Square Feet of Real
Estate - Manufacturing

Square Feet of Real
Estate - Office

Square Feet of Real
Estate - Retail

Housing Units - Sale Housing Units - Rental Affordable Housing
Units - Sale Affordable Housing
Units - Rental

Other Impact (1) -
Explain

Other Impact (1) -
Number of Units

Other Impact (2) -
Explain

Other Impact (2) -
Number of Units


HFFI Transaction

HFFI-FA Activity

Food Desert Identifier
Source

Food Desert Identifier
Source Other

| Healthy Foods Project Description | Total Number of New Retail Healthy Food Outlets | Total Number of New Non-Retail Healthy Food Lending Activities | Square Footage of New Retail Healthy Food Outlets | Square Footage of New Non-Retail Healthy Food Activities (if applicable as measure of non-retail healthy food activity) |
|--------------------------------------|--|---|---|---|
| | | | | |



Target Market