

Kentucky Equine Report

United States Department of Agriculture
National Agricultural Statistics Service
Kentucky Field Office
 Dave Knopf, Director
 PO Box 1120, Louisville, Kentucky 40201 • (800) 928-5277
 Email: nass-ky@nass.usda.gov



Kentucky Equine Survey

According to the 2012 Kentucky Equine Survey, there were 242,400 horses, ponies, mules, donkeys and burros in the state of Kentucky on July 1, 2012. Light Horse Breeds accounted for 89.2 percent of the total. Draft Horse Breeds and Donkeys, Mules and Burros accounted for 7.9 percent of the total. Thoroughbreds were the largest breed in the state (54,000), followed by Quarter Horses (42,000), Walking Horses (36,000), Saddlebreds (14,000), donkeys, mules and burros (14,000), Mountain Horse breeds (12,500) and Standardbreds (9,500). The two largest equine counties in terms of inventory were Fayette and Bourbon at 24,570 and 12,980 head, respectively.

Farms or ranches comprised the largest component of Equine Operations by Business Type. The survey results showed that 19,500 Kentucky equine operations (56 percent) were listed as farms or ranches, 10,500 operations (30 percent) were for personal use, 1,100 operations (3 percent) were listed as a boarding, training, or riding facility, and 700 (2 percent) were listed as a breeding operation.

The value of the equine inventory on July 1, 2012 was \$6.3 billion. Thoroughbred horses accounted for 87 percent of the total value but only 22 percent of the horse inventory.

There were a total of 35,000 equine places throughout Kentucky. This includes boarding facilities, commercial and private breeding places, farms, commercial race related places as well as private residences where equine were being kept for recreational purposes. These equine operations accounted for a total of 4,300,000 acres of which 1,070,000 acres were devoted to equine. There were 21,000 operations in Kentucky that had at least one equine for trail riding.

Kentucky Equine Demographics

	Number
Equine Operations	35,000
Total Farm Acreage	4,300,000
Acreage for Equine Use	1,070,000
Acreage in Land preservation 1/	90,000
Average years on the operation	18
Operations that Trail Ride 2/	21,000

1/ Land preservation may include CRP, WRP, FWP, CREP, and land trusts.
 2/ Operations that had at least one equine for trail riding.

Kentucky Equine Inventory, Ownership, and Value on July 1, 2012

Equine Category	Inventory	Total Number of Equine		Estimated Value of Equine on Land Operated
		Owned / Partially Owned	Boarded for Others	
	Head	Head	Head	Dollars
Appaloosa	3,800	3,400	400	4,800,000
Arabian & Half-Arabian	5,500	4,900	600	15,500,000
Belgian	3,300	3,200	100	6,000,000
Clydesdale	200	200	-	790,000
Hackney Horse	1,100	D	D	4,300,000
Miniature Horse	7,000	6,500	500	5,000,000
Morgan	2,000	1,700	300	12,000,000
Mountain Horse Breed	12,500	11,500	1,000	31,000,000
Paint	6,500	6,000	500	12,000,000
Paso Fino	1,500	1,300	200	3,400,000
Percheron	1,600	1,500	100	3,450,000
Pinto 1/	900	D	D	1,050,000
Quarter Horse	42,000	37,000	5,000	146,000,000
Saddlebred	14,000	10,500	3,500	173,000,000
Standardbred	9,500	7,500	1,900	119,000,000
Thoroughbred	54,000	35,000	19,000	5,492,000,000
Walking Horse	36,000	33,000	3,000	71,000,000
Other	20,000	16,500	3,500	170,000,000
Ponies	7,000	6,500	500	10,000,000
Donkeys, Mules, & Burros	14,000	13,500	500	12,000,000
Total	242,400	201,400	41,000	6,292,290,000

1/ Excludes Paints

(D) Withheld to avoid disclosing data for individual farms.

Type of Use by Breed

Equine Category	Primary Use								
	Brood Mares	Stallions at Stud	Yearlings, Weanlings & Foals	Competition/show	Trail riding/pleasure	Work/Transportation	Racing	Idle / Not Working	Other Activities
	<i>Head</i>								
Appaloosa	300	90	240	380	1,900	D	D	600	210
Arabian & Half-Arabian	800	160	140	600	1,800	D	D	1,400	400
Belgian	450	D	D	170	300	1,800	-	350	100
Clydesdale	D	D	D	D	D	D	-	D	D
Hackney Horse	230	D	D	400	D	D	-	D	D
Miniature Horse	1,200	400	340	1,100	1,600	60	-	1,800	500
Morgan	460	D	D	500	500	210	-	160	D
Mountain Horse Breed	2,300	400	700	1,200	6,500	100	-	1,000	300
Paint	700	D	260	500	3,200	240	D	1,100	350
Paso Fino	180	D	D	110	900	D	-	210	10
Percheron	200	D	80	90	D	700	-	170	D
Pinto 1/	D	D	D	D	450	D	-	140	100
Quarter Horse	3,800	600	2,000	6,700	19,000	2,000	600	5,300	2,000
Saddlebred	1,900	240	1,200	3,500	4,500	360	-	1,600	700
Standardbred	1,500	100	1,300	600	1,700	1,700	1,000	700	900
Thoroughbred	16,500	600	13,500	2,400	2,300	100	13,000	3,900	1,700
Walking Horse	4,800	800	1,400	2,700	20,000	700	-	4,300	1,300
Other	1,500	D	1,100	2,700	8,000	1,000	D	3,900	1,300
Ponies	300	100	200	800	2,700	400	-	2,000	500
Donkeys, Mules, & Burros	600	300	500	D	3,200	2,800	D	4,000	2,300
Total	38,000	3,900	23,000	24,500	79,500	12,500	15,000	33,000	13,000

1/Excludes Paints

(D) Withheld to avoid disclosing data for individual farms.

Income and Expenses

The total of all equine-related sales and income for equine operations in 2011 was about \$1.1 billion. The total came from sales of all equine, estimated to be \$521.1 million, and \$491 million in income from services provided, including both breeding and non-breeding services such as training, lessons, boarding, farrier, transportation, purses, incentives, etc.

operating expenditures and 29 percent were capital expenditures. Capital expenditures by equine operations, including the purchase of equines, real estate and improvements and equipment, were estimated to be \$338 million. Operating expenditures totaled \$839 million. Notably, 77 percent of these operating expenses were spent in Kentucky.

Total equine related expenditures spent in Kentucky in calendar year 2011 amounted to \$1.2 billion of which 71 percent were

Kentucky Sales and Income

Equine Sales	<i>Head</i>
Horses and Ponies	47,000
Mules, Donkeys, or Burros	3,000
Total Equine	50,000
Equine Services	<i>Dollars</i>
Income from Breeding Services	220,000,000
Income from Non-breeding Services	271,000,000
Total Equine Services Income	491,000,000
Value of Sales	<i>Dollars</i>
Horses and Ponies	520,000,000
Mules, Donkeys, or Burros	2,100,000
Total Equine	522,100,000
Equine Given Away	<i>Head</i>
Total Equine	12,500
Equine Related Activities for Business	<i>Percent</i>
Income generating	61%

Capital Expenditures

Expenditure	<i>Dollars</i>
Purchases of Equine	185,000,000
Real Estate Purchases and Improvements	82,000,000
Equipment Purchases	71,000,000
Total Capital Expenditures	338,000,000

Kentucky Operating Expenditures

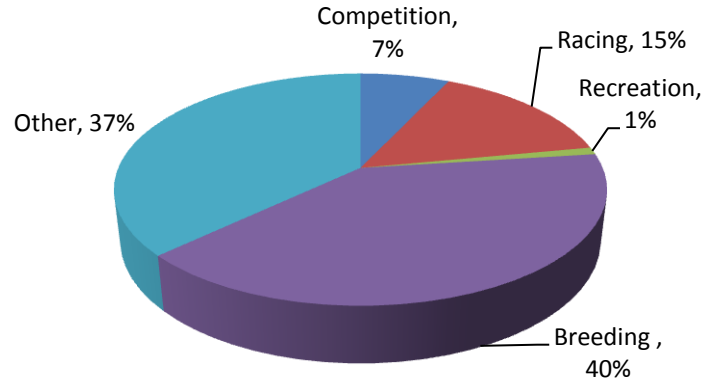
Expenses Paid	<i>Dollars</i>	<i>% Spent in KY</i>
Boarding Fees Paid to Others	48,000,000	80
Feed	123,000,000	85
Bedding	21,000,000	85
Health (vet fees)	71,000,000	82
Supplies	27,000,000	81
Farrier	34,000,000	85
Breeding Fees	85,000,000	77
Maintenance/Repair	149,000,000	73
Insurance Premiums	41,000,000	77
Utilities/Fuel	38,000,000	86
Taxes	34,000,000	78
Rent/Lease	14,000,000	88
Fees & Payments	25,000,000	69
Shipping & Travel	34,000,000	70
Miscellaneous	26,000,000	79
Training Fees	69,000,000	60
Total Expenses	839,000,000	77

Equine Assets and Labor

The value of all equine related assets, including the value of the equine inventory, totaled \$23.4 billion. The reported value of equine-related assets, including land and buildings, vehicles and equipment, feed and supplies and tack and equestrian clothing, is \$17.1 billion. The value of land, fencing and buildings made up 59.4 percent of the total assets and the value of inventory accounted for 26.9 percent of the total assets.

There were a total of 13,000 workers reported on Kentucky Equine Operations during 2011. There were 5,600 full time workers, and 7,400 part time employees. The Total Payroll Expenses Paid to workers on Kentucky equine operations during 2011 was estimated at \$202 million. Additionally, Non-wage Benefits Provided totaled \$16.7 million during the same period.

Labor Expenses



Assets and Labor

Current Value		Labor	
	<i>Dollars</i>		<i>Number</i>
Equine Related Land and Buildings	13,900,000,000	Full Time workers	5,600
Vehicles and Equipment	2,990,000,000	Part Time workers	7,400
Feed and Supplies	58,000,000		
Tack and Equestrian Clothing	114,000,000		
Value of Equine on Land Operated	6,292,290,000	Payroll Expenses Paid	<i>Dollars</i> 202,000,000
Total Value of all Assets	23,354,290,000	Non-wage Benefits Provided	16,700,000

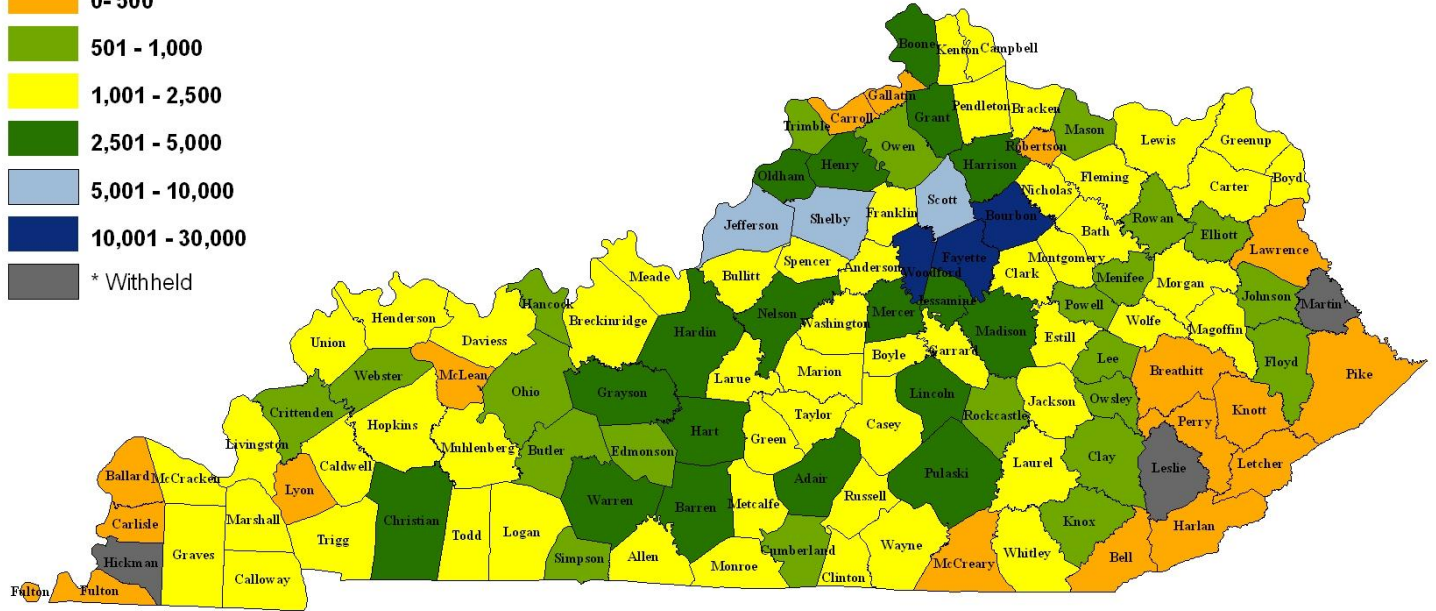

Kentucky Equine: Inventory, Value, and Breed, by Selected Counties, July 1, 2012

County	Equine Inventory	Value of Equine Inventory	Thoroughbred	Quarter Horse	Walking Horse	Saddlebred	Donkeys, Mules & Burros	Mountain Horse Breed
	<i>Head</i>	<i>Dollars</i>						
Fayette	24,600	2,608,789,000	17,510	960	360	400	120	1,090
Bourbon	13,000	861,403,000	9,330	380	270	580	150	360
Woodford	11,900	1,036,568,000	8,440	570	180	670	110	D
Jefferson	7,400	124,148,000	D	960	180	700	260	200
Scott	7,000	326,614,000	3,170	690	680	330	230	150
Shelby	6,500	140,851,000	920	810	300	1,560	160	D
Oldham	4,700	163,019,000	2,150	570	120	210	100	D
Jessamine	4,500	332,552,000	2,250	330	500	220	160	160
Warren	4,500	11,328,000	210	1,070	1,000	110	310	220
Boone	4,300	71,705,000	1,090	750	390	370	D	D
Hardin	4,300	20,622,000	180	1,310	650	390	330	D
Mercer	3,700	D	900	690	490	240	180	120
Barren	3,600	8,409,000	D	1,140	650	180	350	D
Harrison	3,500	9,975,000	320	690	970	D	D	310
Adair	3,400	8,906,000	D	220	1,730	120	380	D
Hart	3,300	6,726,000	D	640	400	130	250	D
Pulaski	3,200	11,795,000	D	420	1,110	350	220	D
Madison	3,100	10,745,000	220	770	770	D	150	210
Grayson	3,000	5,247,000	D	720	710	D	340	D
Lincoln	3,000	11,718,000	D	410	750	D	230	D
Nelson	2,800	7,890,000	D	660	540	180	190	D
Christian	2,700	5,026,000	D	500	160	220	410	D
Grant	2,700	6,114,000	D	860	550	D	D	D
Henry	2,500	13,921,000	210	610	190	140	130	D
Allen	2,400	6,611,000	D	630	180	160	370	D
Graves	2,400	10,372,000	D	1,080	600	D	280	D
Fleming	2,300	4,442,000	D	450	610	D	170	100
Morgan	2,300	3,986,000	110	D	420	130	140	680
Clark	2,200	22,971,000	450	170	330	D	D	270
Pendleton	2,200	6,343,000	D	1,170	440	D	D	D
Taylor	2,100	D	120	240	690	160	140	D
Boyle	2,000	15,508,000	130	320	260	270	260	D
Carter	2,000	3,584,000	D	D	860	350	110	D
Marion	2,000	6,305,000	D	520	560	D	140	D
Meade	2,000	7,360,000	D	790	120	D	180	D

(D) Withheld to avoid disclosing data for individual farms or value less than 100.

Kentucky Equine Inventory by County

Total Inventory



* Withheld to avoid disclosing data for individual firms