



# U.S. Citizenship and Immigration Services



## USCIS ELIS I-526 Screenshots

# I-526 – Online Application



View My Cases

Apply Online

View Messages

View My Profile

Apply Online



## Step-by-Step Online Application

\* Required fields

If your Representative has provided you a **Case Passcode**, click [Enter Case Passcode](#).

### Important Notes:

- USCIS captures your Internet Protocol address and your web browser information when you file a benefit request.
- USCIS cannot electronically process fee waivers in USCIS ELIS at this time. Payment processing is completed entirely through the Department of Treasury's secure Pay.gov system. USCIS will not store or have access to your payment or credit card information.
- NEVER give out your USCIS ELIS account number or password to another individual or allow another person to use your USCIS ELIS account and password to file a benefit request.

**You currently do not have any cases pending or in draft status.**

If you choose not to file your benefit request today, the system will save a draft of your benefit request for 30 days.

If you do not file your benefit request within 30 days, all drafts of your request will be deleted and your USCIS ELIS account will be deleted.

If your account is deleted, you will need to create a new account in USCIS ELIS before you can file a new benefit request.

If you previously filed a benefit request in USCIS ELIS, your USCIS ELIS online account will not be deleted. In the future, only those benefit requests that remain in a "DRAFT" state will be deleted after 30 days.

### Available Benefits:\*

Immigrant Petition by Alien Entrepreneur

Apply Online

## Immigrant Petition by Alien Entrepreneur

You may submit a request for classification as an alien entrepreneur (EB-5) electronically in USCIS ELIS (currently referred to as Form I-526, Immigrant Petition by Alien Entrepreneur. OMB No. 1615-0026; Exp. 5/31/2013).

You may submit this request if you have established a commercial enterprise:

1. In which you will engage in a managerial or policy-making capacity;
2. In which you have invested or are actively in the process of investing the amount required for the area in which the enterprise is located;
3. Which will benefit the U.S. economy; and
4. Which will create full-time employment in the United States for at least 10 U.S. citizens, lawful permanent residents, or other immigrants authorized to be employed, other than yourself, your spouse, your sons or daughters, or any nonimmigrant aliens.

# I-526 About You Section



- About You
- Name and Contact
- Biographic
- Immigration
- Application Type
- About Your Investment
- Employment
- Eligibility
- Processing
- Evidence Upload
- Preparer
- Fee Review
- Application Review
- Payment

## Immigrant Petition by Alien Entrepreneur



### About You

#### Name and Contact

\* Indicates Required Field

#### Name

Last Name (Family Name)* Ortega	First Name (Given Name)* Karen <input type="checkbox"/> No First Name Check No First Name if you do not have a first name	Middle Name* <input checked="" type="checkbox"/> No Middle Name Check No Middle Name if you do not have a middle name
------------------------------------	--	---

#### Address

In Care of Name John Ortega		
Street Number 55	Street Name* White Horse Rd	Apartment Number 
Country* United Kingdom	City or Town* Thorton Heath	
State Select	ZIP Code 	
Province Surey 111	Postal Code CR8484	

#### Contact

Email minrepsat+87@gmail.com	Email@example.com To change email address, please go to "View My Profile", click on Account tab then click "Change Email Address"
Daytime Telephone Number 	(with Area Code)
Mobile Phone Number 	(with Area Code)

► Add Additional Page Information

< Back

Exit

Save

Next >

### TIPS

Sections on this screen request information about the applicant.

The name entered must be the same as it appears on your passport or other legal government form of identification. If you only have one name, please provide it in the space for "Last Name (Family Name)" and select "No First Name" and "No Middle Name."

Letters, numbers, hyphens (-), commas (,) and apostrophes (') are allowed in the address fields. All other special characters will not be accepted.

You may update your mailing and email addresses within "View My Profile" in your USCIS ELIS account.

# I-526 – Biographic Information



**About You** ← **Immigrant Petition by Alien Entrepreneur** ?

**About You**  
**Biographic**

**Biographic** \* Indicates Required Field

<b>Date of Birth*</b>	<b>Month</b>	<b>Day</b>	<b>Year</b>
	May	25	1985

**Country of Birth\*** Bolivia

**Social Security Number** 334-33-4595 123-45-6789

**A-Number** A348949595 A123456789

▶ Add Additional Page Information

< Back Exit Save Next >

**TIPS**

Please provide your personal information as it appears on your passport or other legal government form of identification.

# I-526 Immigration Information



**About You** ←

- Name and Contact
- Biographic
- Immigration**

Application Type

About Your Investment

Employment

Eligibility

Processing

Evidence Upload

Preparer

Fee Review

Application Review

Payment

## Immigrant Petition by Alien Entrepreneur

**About You**  
Immigration

\* Indicates Required Field

Are you currently in the United States?\*

Yes

**If you are in the United States, provide the following information**

Current Nonimmigrant Status: B2

Date of Arrival: 12/12/2012

Date Current Status Expires: 07/20/2013

I-94 Number: 49494949559 12345678901

**Passport**

Passport Number: BR449999

Passport Expiration Date: 12/12/2015

Country of Issuance: United Kingdom

**Travel Document**

Travel Document Number: [ ]

Travel Document Expiration Date: [ ]

Country of Issuance: Select

▶ Add Additional Page Information

< Back Exit Save Next >

### TIPS

If you are currently in the United States, provide the admissions number listed on your Form I-94 Arrival/Departure Record from your most recent time of admission to the United States. Some Form I-94s may list this number as the Departure Number. Note: Not all Foreign Nationals are issued a Form I-94 on admissions.

Provide the expiration date for your passport or travel document, even if the document is expired.

# I-526 – Enterprise Information



- About You
- Application Type
- About Your Investment
- Enterprise
- Investment
- Employment
- Eligibility
- Processing
- Evidence Upload
- Preparer
- Fee Review
- Application Review
- Payment

### Immigrant Petition by Alien Entrepreneur

#### About Your Investment Enterprise

**Name of Commercial Enterprise in Which Funds are Invested\***  
Shamin Investment LLC

**Enterprise Address**

Street Number: 23777, Street Name: Broad St, Suite Number: [ ]  
Country: United States, City or Town: Richmond  
State: VA, ZIP Code: 23112

**Type of Enterprise\***  
State: VA, ZIP Code: 23112

**Enterprise Area**  
You indicated that the enterprise is in a targeted employment area or in an upward adjustment area, name the county and state.  
Enterprise Area County: Chester, Enterprise Area State: VA

**Enterprise Information**

Enterprise Phone Number: 804-772-1177 (with Area Code)  
Business Organized As: Holding Company  
Kind of Business: Investment (e.g. furniture manufacturer)  
Established Date: 12/12/2011 mm/dd/yyyy  
IRS Tax Number: 22-4484844 12-3456789

**Enterprise Income When You Made Your Investment**

Gross (When You Made Your Investment)\* \$ 5,000,000.00  
Net (When You Made Your Investment)\* \$ 5,000,000.00

**Enterprise Income Now**

Gross (Income Now)\* \$ 5,000,000.00  
Net (Income Now)\* \$ 5,000,000.00

**Net Worth When You Made Your Investment**

Gross (Net Worth)\* \$ 6,000,000.00  
Now (Net Worth)\* \$ 6,000,000.00

▶ Add Additional Page Information

### TIPS

Establishment of a new commercial enterprise may include:

1. Creation of a new business;
2. Purchase of an existing business with reorganization resulting in a new commercial enterprise; or
3. Expansion of an existing business through investment resulting in at least 40% increase in the net worth of the business and/or number of employees.

Establish Date may include date of incorporation or formulation of limited partnerships.

Establish Date may include date of incorporation or formulation of limited partnerships.

# I-526 – Investment Information



- About You
- Application Type
- About Your Investment ←
- Enterprise
- Investment
- Employment
- Eligibility
- Processing
- Evidence Upload
- Preparer
- Fee Review
- Application Review
- Payment

## Immigrant Petition by Alien Entrepreneur



### About Your Investment

#### Investment

\* Indicates Required Field

#### Information About Your Investment

Date of Your Initial Investment\*  mm/dd/yyyy

Amount of Your Initial Investment\* \$

Your Total Capital Investment in the Enterprise to Date\* \$

Percentage of the Enterprise You Own\*  %

#### Composition of Petitioner's Investment

Total Amount in U.S. Bank Account*	\$	<input type="text" value="100,000.00"/>
Total Value of All Assets Purchased for Use in the Enterprise*	\$	<input type="text" value="0.00"/>
Total Value of All Property Transferred from Abroad to the New Enterprise*	\$	<input type="text" value="0.00"/>
Total of All Debt Financing*	\$	<input type="text" value="0.00"/>
Total Stock Purchases*	\$	<input type="text" value="0.00"/>
Other*	\$	<input type="text" value="0.00"/>
<b>Total</b>	<b>\$</b>	<b>100,000.00</b>

#### Regional Center

Is your investment associated with a regional center?\*

To assist us in ensuring that your documentation submission is handled as efficiently as possible, please indicate if your investment is associated with a regional center.

#### Additional Investors

Are you the sole investor in the new commercial enterprise?\*

If no, provide as an evidence, a list of all other parties (natural and non-natural) who hold a percentage share of ownership of the new enterprise and indicate whether any of these parties is seeking classification as an entrepreneur. Include the name, percentage of ownership, and whether or not the person is seeking classification under section 203(b)(5). Note: A "natural" party would be an individual person, and a "non-natural" party would be an entity such as a corporation, consortium, investment group, partnership, etc."

► Add Additional Page Information

< Back

Exit

Save

Next >

## TIPS

A Regional Center is any economic entity, public or private, recognized and designated by USCIS to promote economic growth, improve regional productivity, create jobs, and increase domestic capital investment. Only economic entities designated as a Regional Centers by USCIS may participate in the Immigrant Investor Program.

If you are not the sole investor, a list of all other parties to include natural persons or corporate entities, who hold a percentage of the investment will be required and can be uploaded on a later screen.

# I-526 – Employment Information



- About You
- Application Type
- About Your Investment
- Employment**
- Eligibility
- Processing
- Evidence Upload
- Preparer
- Fee Review
- Application Review
- Payment

## Immigrant Petition by Alien Entrepreneur ?



### Employment

\* Indicates Required Field

#### Employment Creation

Number of full-time employees in the enterprise in U.S. (excluding you, your spouse, sons, and daughters)

When you made your initial investment	<input type="text" value="200"/>
Now	<input type="text" value="210"/>
Difference	<input type="text" value="10"/>
How many of these new jobs were created by your investment?	<input type="text" value="10"/>
How many additional new jobs will be created by your additional investment?	<input type="text" value="50"/>

#### Petitioner Role

What is your position, office, or title with the new commercial enterprise?

Briefly describe your duties, activities, and responsibilities (250 character maximum).

What is your salary? \$

What is the cost of your benefits? \$

► Add Additional Page Information

< Back

Exit

Save

Next >

## TIPS

Full-time employees include U.S. citizens, permanent residents, or immigrants lawfully authorized to be employed in the United States.

The description of your role and duties should include how you are or will be engaged in the management of the enterprise, either through the exercise of day-to-day managerial control or through preparation of policy.



# I-526 Eligibility Information



- About You
- Application Type
- About Your Investment
- Employment
- Eligibility**
- Processing
- Evidence Upload
- Preparer
- Fee Review
- Application Review
- Payment

### Immigrant Petition by Alien Entrepreneur

## Eligibility

\* Indicates Required Field

Are you in deportation or removal proceedings?\*

Yes

Explain deportation or removal proceedings:

Have you ever worked in the United States without permission?\*

Yes

Explain work in the United States without permission:

► Add Additional Page Information

< Back      Exit      Save      Next >

### TIPS

Please state whether you are currently, or have ever been in immigration proceedings seeking your removal, deportation, or exclusion from the United States. You should also state whether you have ever been employed for compensation in the United States without permission from USCIS or the former Immigration and Naturalization Service.

If you answered "Yes" to either question on this screen, please use the space below to explain.



- About You
- Application Type
- About Your Investment
- Employment
- Eligibility
- Processing**
- Evidence Upload
- Preparer
- Fee Review
- Application Review
- Payment

## Immigrant Petition by Alien Entrepreneur



### Processing

\* Indicates Required Field

#### Select one of the following options:\*

- The petitioner is now in the United States, and an application to adjust status to permanent resident will be filed if this petition is approved.
- The petitioner wishes to apply for an immigrant visa abroad if this petition is approved.

#### Foreign Address

Street Number	Street Name	Apartment Number
<input type="text"/>	<input type="text"/>	<input type="text"/>
Country	City or Town	
<input type="text" value="Select"/>	<input type="text"/>	
Province	Postal Code	
<input type="text"/>	<input type="text"/>	

Foreign address in native alphabet (if other than Roman letters)

► Add Additional Page Information

< Back

Exit

Save

Next >

## TIPS

If you wish to apply for an immigrant visa outside of the United States if USCIS approves your petition, you must provide your country of nationality or citizenship. If you hold dual citizenship, choose the primary country of citizenship.

If you provided a U.S. address in the "About You" section, enter your complete foreign address on this screen. If your native language does not include letters from the Roman alphabet, enter your foreign address in your native alphabet or characters.



- About You
- Application Type
- About Your Investment
- Employment
- Eligibility
- Processing**
- Evidence Upload
- Preparer
- Fee Review
- Processing**
- Evidence Upload
- Preparer
- Fee Review

**Immigrant Petition by Alien Entrepreneur** ?



**Processing**

\* Indicates Required Field

**Select one of the following options:\***

- The petitioner is now in the United States, and an application to adjust status to permanent resident will be filed if this petition is approved.
- The petitioner wishes to apply for an immigrant visa abroad if this petition is approved.

**Country of nationality**

- The petitioner is now in the United States, and an application to adjust status to permanent resident will be filed if this petition is approved.
- The petitioner wishes to apply for an immigrant visa abroad if this petition is approved.

Country of nationality

**Foreign Address**

Street Number	Street Name	Apartment Number
<input type="text" value="55"/>	<input type="text" value="Hongkong East Road"/>	<input type="text" value="APT8 Bld3"/>
Country		City or Town
<input type="text" value="China"/>		<input type="text" value="Qingdao"/>
Province		Postal Code
<input type="text" value="Shandong"/>		<input type="text" value="PRC"/>

Foreign address in native alphabet (if other than Roman letters)

▶ Add Additional Page Information

**TIPS**

If you wish to apply for an immigrant visa outside of the United States if USCIS approves your petition, you must provide your country of nationality or citizenship. If you hold dual citizenship, choose the primary country of citizenship.

If you provided a U.S. or nationality of citizenship. If you hold dual citizenship, choose the primary country of citizenship.

If you provided a U.S. Roman alphabet, enter your foreign address in your native alphabet or characters.



- About You
- Application Type
- About Your Investment
- Employment
- Eligibility
- Processing
- Evidence Upload**
- Upload Instructions
- Supporting Evidence
- Manage Upload
- Review Upload
- Preparer
- Fee Review
- Application Review
- Payment

Immigrant Petition by Alien Entrepreneur

**Evidence Upload**  
Upload Instructions

\* Indicates Required Field

**Upload Instructions**

**Acceptable File Standards:** Before you upload your scanned evidence, please make sure that your file is in a proper format. The file should be saved as an image and the name for your document should end with a period (.) and one of the following three letters (.bmp, .doc, .jpg, .pdf, .tif). [List of All Acceptable File Standards](#)

**Password Protection:** Your files should not be password protected. Please remove any password protection before uploading your files into USCIS ELIS.

**Scanned Images:** The size of your scanned document file cannot exceed 60 megabytes (MB). If it is greater than 60 MB, try rescanning the document in Grayscale or decreasing your file size using your computer software. The Grayscale function allows the scanned document to maintain its dimensions (height/width) with minimal distortion. Please do not use your scanner's Black and White function.

**File Size and Image Dimensions:** Your files should not exceed the following size and image dimensions:

1. **Height:** 11 inches
2. **Width:** 11 inches
3. **Image Type:** Grayscale or Color (24-bit Color preferred or lower)
4. **Resolution:** Between 200-300 dots per inch (DPI)

If your files do not meet the requirements above, USCIS ELIS will automatically attempt to properly resize the files for you. If USCIS ELIS cannot resize your files for any reason, your application or petition may be delayed.

**TIPS**

If your files do not meet the requirements listed, USCIS ELIS will automatically attempt to resize the files for you. If USCIS ELIS cannot resize your files for any reason, your petition may be delayed.

**Scanning Instructions**

✓ Save each document type in a separate file.



✗ Do NOT save documents for multiple individuals to the same file.



✓ If possible, keep pages to the same document type in one file.



✗ DO NOT save multiple document types to the same file.



✓ Documents separated into multiple files should use unique file names.



✗ DO NOT use duplicate file names.



< Back

Exit

Saves

Next >

# I-526 – Supporting Evidence Categories



- About You
- Application Type
- About Your Investment
- Employment
- Eligibility
- Processing
- Evidence Upload**
- Upload Instructions
- Supporting Evidence
- Manage Upload
- Review Upload
- Preparer
- Fee Review
- Application Review
- Payment

## Immigrant Petition by Alien Entrepreneur

### Evidence Upload

#### Supporting Evidence

\* Indicates Required Field

#### Supporting Evidence

The following is the list of evidence that may be applicable in your case.

Please review and click "Next" when you are ready to begin providing evidence online.

All responses and comments must be provided in **English**. Any document submitted to USCIS that contains a foreign language must be accompanied by a full English translation which the translator has certified as complete and accurate, and, by the translator's certification, that he or she is competent to translate from the foreign language into English.

[+ Expand All](#) / [- Collapse All](#)

- ▶ Information About Investor
- ▶ Investment
- ▶ New Commercial Enterprise
- ▶ Job Creation
- ▶ TEA/Location of Investment
- ▶ Form I-924 Approval Notice(s)
- ▶ Source of Funds
- ▶ Investor's Role in Management
- ▶ Correspondence
- ▶ Other

If you do not wish to upload evidence at this time, you can [Skip Upload >>](#)

[< Back](#) [Exit](#) [Save](#) [Next >](#)

## TIPS

Please review the list of sample documents in each evidence category. Begin organizing your evidence into the following categories and labeling each document with a descriptive file name (for example, passport.pdf). You will be asked to upload documents by evidence category on the next screen.

Upload Document Requirements – Your files should not exceed the following size and image dimensions:

- File Size: 60 MB
- Height: 11 inches
- Width: 11 inches
- Image Type: Grayscale or Color (24-bit color preferred or lower)
- Resolution: 300 dots per inch (DPI)

# I-526 – Supporting Evidence Examples



- About You
- Application Type
- About Your Investment
- Employment
- Eligibility
- Processing
- Evidence Upload**
- Upload Instructions
- Supporting Evidence
- Manage Upload
- Review Upload
- Preparer
- Fee Review
- Application Review
- Payment

**Immigrant Petition by Alien Entrepreneur**

**Evidence Upload**  
Supporting Evidence

\* Indicates Required Field

**Supporting Evidence**

The following is the list of evidence that may be applicable in your case.

Please review and click "Next" when you are ready to begin providing evidence online.

All responses and comments must be provided in **English**. Any document submitted to USCIS that contains a foreign language must be accompanied by a full English translation which the translator has certified as complete and accurate, and, by the translator's certification, that he or she is competent to translate from the foreign language into English.

[+ Expand All](#) / [- Collapse All](#)

**▼ Information About Investor**

Evidence in this category includes, but is not limited to:

Evidence Type	Description
Passport	Identity evidence, including passport and passport stamps.
Other identity evidence	Other identity evidence.
Form I-94	Form I-94, Visa, or other evidence of status in the United States.
U.S. non-immigrant visa	Visa or other evidence of status in the United States.
Other immigration status evidence	Other evidence of immigration status.

**▼ Investment**

Evidence in this category includes, but is not limited to:

Evidence Type	Description
Investor contractual agreements	Offering memorandum and copies of fully executed documents such as a subscription agreement or other equity purchase agreement, a limited partnership agreement, an operating agreement or other organizational governance agreement, an escrow agreement, and/or a promissory note.
Capital investment	Evidence of capital investment such as business account deposits, assets purchased, property transferred or an equity certificate evidencing the investor's investment into the new commercial enterprise (NCE).
Regional center/NCE contractual agreements	Additional documents noted to be required in the USCIS regional center designation letter (e.g. loan agreements or other contracts evidencing the actual undertaking of business activity, permits, etc.).
Regional center proposal and executive summary	Documents submitted as part of an approved regional center application package.
Additional investor names and percentage owned	List the names of all other parties (persons and entities) who are owners of the NCE and each party's ownership percentage. List whether any other parties are seeking classification as an alien entrepreneur.
Job allocation methodology	Detailed description of the methodology to be used in allocating jobs created or maintained among respective investors.
Other evidence related to investment or job allocation	Other relevant evidence.

**▼ New Commercial Enterprise**

Evidence in this category includes, but is not limited to:

Evidence Type	Description
Organizational documents or agreements	Certificate of limited partnership, articles of organization, certificate of merger or consolidation, limited partnership agreement, operating agreement, joint venture agreement, business trust agreement, or similar.
Authorization to conduct business	A certificate evidencing authority to transact business in relevant states and municipalities, or evidence that such states and municipalities do not issue such a certificate.

**TIPS**

Please review the list of sample documents in each evidence category. Begin organizing your evidence into the following categories and labeling each document with a descriptive file name (for example, passport.pdf). You will be asked to upload documents by evidence category on the next screen.

Upload Document Requirements – Your files should not exceed the following size and image dimensions:

- File Size: 60 MB
- Height: 11 inches
- Width: 11 inches
- Image Type: Grayscale or Color (24-bit color preferred or lower)
- Resolution: 300 dots per inch (DPI)

# I-526 – Manage Evidence Upload



**About You**

**Application Type**

**About Your Investment**

**Employment**

**Eligibility**

**Processing**

**Evidence Upload** ←

- Upload Instructions
- Supporting Evidence
- **Manage Upload**

Review Upload

Preparer

Fee Review

Application Review

Payment

## Immigrant Petition by Alien Entrepreneur ?

### Evidence Upload

Manage Upload

*\* Indicates Required Field*

<b>Information About Investor</b>	▶ Add Comment	+ Add Document(s)
<b>Investment</b>	▶ Add Comment	+ Add Document(s)
<b>New Commercial Enterprise</b>	▶ Add Comment	+ Add Document(s)
<b>Job Creation</b>	▶ Add Comment	+ Add Document(s)
<b>TEA/Location of Investment</b>	▶ Add Comment	+ Add Document(s)
<b>Form I-924 Approval Notice(s)</b>	▶ Add Comment	+ Add Document(s)
<b>Source of Funds</b>	▶ Add Comment	+ Add Document(s)
<b>Investor's Role in Management</b>	▶ Add Comment	+ Add Document(s)
<b>Correspondence</b>	▶ Add Comment	+ Add Document(s)
<b>Other</b>	▶ Add Comment	+ Add Document(s)

< Back      Exit      Save      Next >

### TIPS

You may be prompted to upload and install a Java Upload application when you select "+Add Document(s)" for the first time. Select "Run" to expedite the evidence upload process. Using this application will allow you to upload multiple documents and file folders at one time.

If you would like to provide an explanation for a particular piece of evidence or explain why a document is unavailable, select "Add Comment" for each category.

Please confirm that your documents have descriptive names and have been uploaded to the correct evidence category. You may add or remove documents from this screen.

# I-526 – Upload Evidence via Applet



- About You
- Application Type
- About Your Investment
- Employment
- Eligibility
- Processing
- Evidence Upload**
- Upload Instructions
- Supporting Evidence
- Manage Upload
- Review Upload
- Preparer
- Fee Review
- Application Review
- Payment

### Immigrant Petition by Alien Entrepreneur

## Evidence Upload

Select and Upload File

\* Indicates Required Field

You have selected to provide evidence documentation for:

Evidence Needed: Information About Investor

### Select and Upload Evidence

Browse ...    Remove All    Remove Selected

Name	Size	Directory	Modified	Status
------	------	-----------	----------	--------

0%    Upload

[I want to upload using another method >>](#)

### TIPS

You can upload evidence for this particular category by selecting "Browse". Use descriptive file names (for example, passport.pdf). You can upload multiple documents or folders at one time.

For users who only use the keyboard to select files, click on "I want to upload using another method" link at the bottom left of this screen.

### Open

Look In: My Do...

- att connect
- Downloads
- Large Evidences
- My Music
- My Pictures
- Outlook Files

File Name: C:\Documents and Settings\mamin\My

Files of Type: JUpload file filter (\*.bmp/\*.jpg/\*.jpeg/\*.pdf/\*.tif/)



# I-526 – Selected Evidence for Upload



- About You
- Application Type
- About Your Investment
- Employment
- Eligibility
- Processing
- Evidence Upload**
- Upload Instructions
- Supporting Evidence
- Manage Upload
- Review Upload
- Preparer
- Fee Review
- Application Review
- Payment

## Immigrant Petition by Alien Entrepreneur

### Evidence Upload

Select and Upload File

\* Indicates Required Field

You have selected to provide evidence documentation for:

Evidence Needed: Information About Investor

#### Select and Upload Evidence

Browse ...      Remove All      Remove Selected

Name	Size	Directory	Modified	Status
Economic Impact Report.pdf	2.28 MB	C:\Documents ...	2013-04-11 05:27 ...	not uploaded
LIMITED PARTNERSHIP Agree...	58.50 KB	C:\Documents ...	2013-04-11 06:04 ...	not uploaded
Property Sale.pdf	1.42 MB	C:\Documents ...	2013-04-12 08:54 ...	not uploaded
PurchaseAgreement.pdf	365.25 KB	C:\Documents ...	2013-04-11 06:12 ...	not uploaded
US Bank Statement.pdf	83.50 KB	C:\Documents ...	2013-04-12 08:57 ...	not uploaded
W2 Employee 5.docx	94.10 KB	C:\Documents ...	2013-04-15 02:36 ...	not uploaded
W2 for Employee 1.htm	14.00 KB	C:\Documents ...	2013-04-11 12:40 ...	not uploaded

0%      Upload      STOP

[I want to upload using another method >>](#)

Back      Next >

### TIPS

You can upload evidence for this particular category by selecting "Browse". Use descriptive file names to label your documents (for example, passport.pdf). You can upload multiple documents or folders at one time.

For users who only use the keyboard to select files, click on "I want to upload using another method" link at the bottom left of this screen.

# I-526 – Manage Upload - Uploaded Evidences



- About You
- Application Type
- About Your Investment
- Employment
- Eligibility
- Processing
- Evidence Upload** ←
- Upload Instructions
- Supporting Evidence
- Manage Upload
- Review Upload
- Preparer
- Fee Review
- Application Review
- Payment

## Immigrant Petition by Alien Entrepreneur ?



### Evidence Upload

#### Manage Upload

\* Indicates Required Field

#### Information About Investor

▶ Add Comment

+ Add Document(s)

File Name	Action
<a href="#">Economic Impact Report.pdf</a>	✗
<a href="#">LIMITED PARTNERSHIP Agreement.doc</a>	✗
<a href="#">Property Sale.pdf</a>	✗
<a href="#">PurchaseAgreement.pdf</a>	✗
<a href="#">US Bank Statement.pdf</a>	✗
<a href="#">W2 Employee 5.docx</a>	✗
<a href="#">W2 for Employee 1.htm</a>	✗

#### Investment

▶ Add Comment

+ Add Document(s)

#### New Commercial Enterprise

▶ Add Comment

+ Add Document(s)

#### Job Creation

▶ Add Comment

+ Add Document(s)

#### TEA/Location of Investment

▶ Add Comment

+ Add Document(s)

#### Form I-924 Approval Notice(s)

▶ Add Comment

+ Add Document(s)

#### Source of Funds

▶ Add Comment

+ Add Document(s)

#### Investor's Role in Management

▶ Add Comment

+ Add Document(s)

#### Correspondence

▶ Add Comment

+ Add Document(s)

#### Other

▶ Add Comment

+ Add Document(s)

< Back

Exit

Save

Next >

## TIPS

You may be prompted to upload and install a Java Upload application when you select "+Add Document(s)" for the first time. Select "Run" to expedite the evidence upload process. Using this application will allow you to upload multiple documents and file folders at one time.

If you would like to provide an explanation for a particular piece of evidence or explain why a document is unavailable, select "Add Comment" for each category.

Please confirm that your documents have descriptive names and have been uploaded to the correct evidence category. You may add or remove documents from this screen.

# I-526 – Review Uploaded Evidences



- About You
- Application Type
- About Your Investment
- Employment
- Eligibility
- Processing
- Evidence Upload **←**
- Upload Instructions
- Supporting Evidence
- Manage Upload
- Review Upload
- Preparer
- Fee Review
- Application Review
- Payment

**Immigrant Petition by Alien Entrepreneur** ?

## Evidence Upload

Review Upload \* Indicates Required Field

### Review Upload

**Information About Investor**

File Name
<a href="#">Economic Impact Report.pdf</a>
<a href="#">LIMITED PARTNERSHIP Agreement.doc</a>
<a href="#">Property Sale.pdf</a>
<a href="#">PurchaseAgreement.pdf</a>
<a href="#">US Bank Statement.pdf</a>
<a href="#">W2 for Employee 1.htm</a>
<a href="#">W2 Employee 5.docx</a>

**Investment**

- New Commercial Enterprise
- Job Creation
- TEA/Location of Investment
- Form I-924 Approval Notice(s)
- Source of Funds
- Investor's Role in Management
- Correspondence
- Other

[< Back](#) [Exit](#) [Save](#) [Next >](#)

### TIPS

If you need to make changes to your evidence, select the "< Back" button on the bottom left-hand side of your screen to move back to the manage evidence screen. If you are satisfied with the evidence you have uploaded, select "Next >."

# I-526 – Preparer Section



FORMS

NEWS

RESOURCES

LAWS

OUTREACH

ABOUT US

- About You
- Application Type
- About Your Investment
- Employment
- Eligibility
- Processing
- Evidence Upload
- Preparer**
- Fee Review
- Application Review
- Payment

## Immigrant Petition by Alien Entrepreneur



### Preparer

\* Indicates Required Field

USCIS requires the disclosure of any person other than the applicant or petitioner who prepared or assisted in preparing this application. However, if the person who helped you complete this application only provided or assisted you with a computer or other electrical equipment, you do not need to provide that person's information or complete this section.

Did you prepare this benefit request yourself?\*

No

### Preparer Name

Last Name (Family Name)

First Name (Given Name)

Middle Name

No First Name

Check No First Name if you do not have a first name

No Middle Name

Check No Middle Name if you do not have a middle name

### Preparer Address

Street Number

Street Name

Apartment Number

Country

Select

City or Town

State

Select

ZIP Code

Province

Postal Code

### Preparer Contact

Firm Name

Daytime Telephone Number

(with Area Code)

I declare that I prepared this application at the request of the petitioner, and it is based on all information of which I have knowledge.

► Add Additional Page Information

< Back

Exit

Save

Next >

## TIPS

The preparer is any person, such as a business associate, relative, friend, attorney, or Board of Immigration Appeals (BIA) accredited representative, who reads or translates the questions to you, provides a view on the type of response required, or addresses any other substantive matters related to your benefit request.

An attorney or BIA-accredited representative who appears before USCIS on your behalf must file a G-28, Notice of Entry of Appearance as an Attorney or Accredited Representative.

# I-526 – Preparer Section



- About You
- Application Type
- About Your Investment
- Employment
- Eligibility
- Processing
- Evidence Upload
- Preparer**
- Fee Review
- Application Review
- Payment

## Immigrant Petition by Alien Entrepreneur ?

### Preparer

*\* Indicates Required Field*

USCIS requires the disclosure of any person other than the applicant or petitioner who prepared or assisted in preparing this application. However, if the person who helped you complete this application only provided or assisted you with a computer or other electrical equipment, you do not need to provide that person's information or complete this section.

Did you prepare this benefit request yourself?

**▶ Add Additional Page Information**

## TIPS

The preparer is any person, such as a business associate, relative, friend, attorney, or Board of Immigration Appeals (BIA) accredited representative, who reads or translates the questions to you, provides a view on the type of response required, or addresses any other substantive matters related to your benefit request.

An attorney or BIA-accredited representative who appears before USCIS on your behalf must file a G-28, Notice of Entry of Appearance as an Attorney or Accredited Representative.



- About You
- Application Type
- About Your Investment
- Employment
- Eligibility
- Processing
- Evidence Upload
- Preparer
- Fee Review**
- Application Review
- Payment

## Immigrant Petition by Alien Entrepreneur



### Fee Review

\* Indicates Required Field

Your submission has been saved.

### Fee Review

Please review the fees associated with your application.

If you need to modify any part of your application, use the left navigation to return to that section.

Payment Summary		Fee
Immigrant Petition by Alien Entrepreneur (Ortega, Karen)		\$1,500.00
<b>Total Fee:</b>		<b>\$1,500.00</b>

[< Back](#)

[Exit](#)

[Save](#)

[Next >](#)



- About You
- Application Type
- About Your Investment
- Employment
- Eligibility
- Processing
- Evidence Upload
- Preparer
- Fee Review
- Application Review ←
- Payment

**Immigrant Petition by Alien Entrepreneur** ?



**Application Review**

\* Indicates Required Field

**i** The file you have opened complies with the PDF/A standard and has been opened read-only to prevent modification.

Electronic Filing Only



**Immigrant Petition by Alien Entrepreneur**

Department of Homeland Security  
U.S. Citizenship and Immigration Services (USCIS)

Page 1 of 14

*This document is a printable version of your electronically submitted information as of Saturday Jul 13 2013 10:12:33 PM CDT  
\*All time stamps shown on this snapshot should be considered as representing the same time zone that appears in the stamp shown here\**

**Part 1. About You**

**Name**

- 1.a. Last Name (Family Name)
- 1.b. First Name (Given Name)
- 1.c. Middle Name
- 1.d. No First Name
- 1.e. No Middle Name

**Address**

- 2.1. In Care of Name
- 2.2. Street Number
- 2.3. Street Name
- 2.4. Apartment Number
- 2.5. Country
- 2.6. City or Town
- 2.9. Province
- 2.10. Postal Code

**Contact**

Email



## Immigrant Petition by Alien Entrepreneur



### Submission & E-Sign



#### E-Sign

\* Indicates Required Field

#### E-Signature Attestation

**Benefit Seeker** - I understand that submitting this benefit request and information does not in itself grant me any immigration status or any benefit. By my electronic signature, I certify, swear or affirm, under penalty of perjury under the laws of the United States of America, that all information and evidence submitted to establish and maintain this online account and to seek this benefit is true and correct. I authorize the release of any information from my records that the U.S. Citizenship and Immigration Services (USCIS) or any other U.S. Federal agency should need at any time to determine my admissibility to the United States and eligibility for any immigration benefit, document, or service sought, including the Social Security Administration, Internal Revenue Service, Department of Justice, Department of State, Department of Labor, and any vital statistics bureau, licensing entity, or state benefit agency. By my signature, I acknowledge that I understand under section 262 of the Immigration and Nationality Act (INA), if I am an alien who has been or will be in the United States for more than 30 days, I am required to register with USCIS. I understand and acknowledge that, under section 265 of the INA, I am required to provide USCIS with my current physical address and written notice of any change of physical address within 10 days of the change. I understand that USCIS will use the most recent physical address

\* *I have read and agree to the above E-Signature Attestation and the Privacy Act Statement and I have reviewed and responded to all the questions on this benefit request.*

SIGNATURE:

Full Name: \*

Karen Ortega

*Enter your full legal name as it appears in your official government-issued identity document.*

USCIS ELIS Password:\*

●●●●●●●●

*Enter your USCIS ELIS Online Account password.*

**NOTE:**

*Your typed written full legal name and corresponding USCIS ELIS password submitted electronically as part of this document signifies you as the identified signatory.*

Back

Exit

Next




# I-526 – Application Review



FORMS      NEWS      RESOURCES      LAWS      OUTREACH      ABOUT US

About You  
Application Type  
About Your Investment  
Employment  
Eligibility  
Processing  
Evidence Upload  
Preparer  
Fee Review  
Application Review  
Payment

Immigrant Petition by Alien Entrepreneur 

 **Application Review**

\* Indicates Required Field

• Please be patient while the E-Sign process completes...

[< Back](#)      [Exit](#)      [Save](#)      [Next >](#)

# I-526 - Payment



FORMS

NEWS

RESOURCES

LAWS

OUTREACH

ABOUT US

- About You
- Application Type
- About Your Investment
- Employment
- Eligibility
- Processing
- Evidence Upload
- Preparer
- Fee Review
- Application Review
- Payment**

## Immigrant Petition by Alien Entrepreneur



### Payment

\* Indicates Required Field

- You have successfully E-Signed your Application.

### Payment

You can now submit payment at this time. USCIS will not process your submission until payment is received in full.

Electronic payments are processed by Pay.gov, a secure U.S. Government website.

Payment Summary		Fee
Immigrant Petition by Alien Entrepreneur (Ortega, Karen)		\$1,500.00
Total Fee:		\$1,500.00

< Back

Exit

Save

Next >

# I-526 – Preparing Application for Payment



FORMS

NEWS

RESOURCES

LAWS

OUTREACH

ABOUT US

## Preparing Application for Payment

Redirecting ...



# I-526 – Pay.Gov for Payment



U.S. Citizenship  
and Immigration  
Services

## System Message

- The system has populated the Payment Date with the next available payment date.

## Online Payment

[Return to your originating application](#)

### Step 1: Enter Payment Information

1 | 2

Pay Via Bank Account (ACH) [About ACH Debit](#)

Required fields are indicated with a red asterisk \*

Account Holder Name:  \*

Payment Amount: \$1,500.00

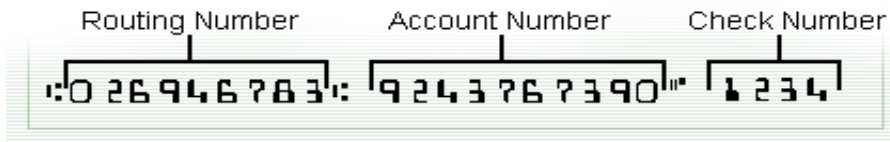
Account Type:  \*

Routing Number:  \*

Account Number:  \*

Confirm Account Number:  \*

Check Number:



Payment Date: 07/16/2013

Select the "Continue with ACH Payment" button to continue to the next step in the ACH Debit Payment Process.

# I-526 – Pay.Gov – Payment Confirmation Screen



U.S. Citizenship  
and Immigration  
Services

[Online Payment](#)

[Return to your originating application](#)

**Step 2: Authorize Payment**

1 | 2

Payment Summary [Edit this information](#)

Account Holder Name: Karen Ortega  
Payment Amount: \$1,500.00  
Account Type: Personal Checking      Payment Date: 07/16/2013  
Routing Number: 042000424  
Account Number: \*\*\*\*\*3123

### Email Confirmation Receipt

To have a confirmation sent to you upon completion of this transaction, provide an email address and confirmation below.

Email Address:

Confirm Email Address:

CC:

Separate multiple email addresses with a comma

### Authorization and Disclosure

Required fields are indicated with a red asterisk \*

I agree to the authorization and disclosure language.  \*

Authorization and Disclosure--Consumers and Businesses

The debit transaction(s) to which you are agreeing are handled on behalf of Federal agencies by "Pay.gov," which consists of services offered by the U.S. Treasury Department's Financial Management Service. As used in this document, "we" or "us" refers to the Financial Management Service and its agents and contractors operating Pay.gov. "You" refers to the end-user reading this document and agreeing to it prior to engaging in a debit transaction.

I. Consumers

A. Authorization

You acknowledge that you have read and understand the consumer disclosure language and authorize the Federal Reserve Bank of Cleveland to debit the named financial institution account. This authorization is to remain in full force and effect until we have received notification of its termination in such time and in such manner as to afford Pay.gov a reasonable opportunity to act on it, or unless otherwise terminated for any reason by Pay.gov.

[View Authorization and Disclosure in a separate window.](#)

Press the "Submit Payment" Button only once. Pressing the button more than once could result in multiple transactions.

**Note:** Please avoid navigating the site using your browser's Back Button - this may lead to incomplete data being transmitted and pages being loaded incorrectly. Please use the links provided whenever possible.

# I-526 – Payment Submission Confirmation



Immigrant Petition by Alien Entrepreneur




## Submission Confirmation

This is confirmation that USCIS has received your benefit request(s) on Sat Jul 13 22:23:49 CDT 2013.

You may receive notices from USCIS requiring additional information. You may print this confirmation for your own records

Applicant: Karen Ortega

Receipt Number	Benefit Request Type	Benefit Snapshot
IOE4296570759	Immigrant Petition by Alien Entrepreneur	 <a href="#">View Snapshot</a>

You can track the progress of your benefit request(s) by continuing to the USCIS ELIS Home page.

Exit

# I-526 – View my Cases



[View My Cases](#)

[Apply Online](#)

[View Messages](#)

[View My Profile](#)

## View My Cases

SELECT CASE TO VIEW STATUS: IOE4296570759 Immigrant Petition by Alien Entrepreneur (I-526)

Go

## View Case

### CASE STATUS

#### Case Lifecycle for Immigrant Petition by Alien Entrepreneur



DRAFT



SUBMITTED



ACCEPTED



OPTIMIZED



CLOSED



REOPENED

### AVAILABLE ACTIONS

[View/Submit Documents for Consideration](#)



[View Snapshot](#)

### CASE SUMMARY

Receipt ID: IOE4296570759

Request Type: Immigrant Petition by Alien Entrepreneur

Case Received Date: Jul 13, 2013

Received as: E-file

Status: In Process

Status Date: Jul 13, 2013

Payment: Submitted

### STATUS DETAILS

Your application/petition has been accepted and is pending review.